

CRWMS/M&O

# Design Analysis Cover Sheet

Complete only applicable items.

(1)

QA: L

Page: 1 Of: 113

2. DESIGN ANALYSIS TITLE

Criticality Evaluation of Degraded Internal Configurations for the PWR AUCF WP Designs

3. DOCUMENT IDENTIFIER (Including Rev. No.)

BBA000000-01717-0200-00056 REV 00

4. TOTAL PAGES




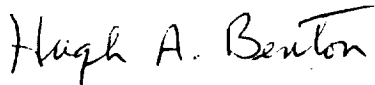
113

5. TOTAL ATTACHMENTS

11 hardcopy, 3 tape, & 2 disk

6. ATTACHMENT NUMBERS - NO. OF PAGES IN EACH

See remarks section below

	Printed Name	Signature	Date
7. Originator	John R. Massari		9/4/97
8. Checker	E. Fuentes		9/4/97
9. Lead Design Engineer	Peter Gottlieb		9/4/97
10. Department Manager	Hugh Benton		9/4/97

11. REMARKS

List of attachments with page count: I-2, II-4, III-14, IV-5, V-1, VI-2, VII-6, VIII-7, IX-3, X-4, XI-20

Initial Issue

Editorial Corrections made to pages III-1, III-8 to -11, and III-14  
 JMB 9/18/97  
 JOE 9/18/97  
 for HAB

# Design Analysis Revision Record

Complete only applicable items.

1.

2. DESIGN ANALYSIS TITLE

Criticality Evaluation of Degraded Internal Configurations for the PWR AUCF WP Designs

3. DOCUMENT IDENTIFIER (Including Rev. No.)

BBA000000-01717-0200-00056 REV 00

4. Revision No.	5. Description of Revision
00	Initial Issue

- 1. Purpose ..... 4
- 2. Quality Assurance ..... 4
- 3. Method ..... 5
- 4. Design Inputs ..... 6
  - 4.1 Design Parameters ..... 6
    - 4.1.1 Spent Fuel Assembly Parameters ..... 6
    - 4.1.2 Intact Waste Package Geometry Parameters ..... 7
    - 4.1.3 Material Properties ..... 9
    - 4.1.4 Stainless Steel Corrosion Data ..... 11
  - 4.2 Criteria ..... 14
  - 4.3 Assumptions ..... 15
  - 4.4 Codes and Standards ..... 19
- 5. References ..... 20
- 6. Use of Computer Software ..... 24
  - 6.1 Software Approved for QA Work ..... 24
  - 6.2 Software Routines ..... 24
- 7. Design Analysis ..... 26
  - 7.1 WP Degradation Scenarios ..... 26
    - 7.1.1 Basket Degradation and Collapse ..... 27
    - 7.1.2 Neutron Absorber Loss ..... 32
    - 7.1.3 Fuel Assembly Degradation ..... 33
  - 7.2 Development of PWR Assembly Isotopics ..... 34
  - 7.3 Analysis of Partially Degraded Basket Configurations with Intact Fuel ..... 40
  - 7.4 Analysis of Fully Degraded Basket Configurations with Intact Fuel Assemblies ..... 48
  - 7.5 Analysis of Fully Degraded Basket Configurations with Degraded Fuel Assemblies ..... 60
  - 7.6 Development of Regressions Representing  $k_{eff}$  of Degraded Configurations ... 62
  - 7.7 Options for Reducing  $k_{eff}$  of Degraded Configurations ..... 66
    - 7.7.1 Adding Additional Carbon Steel ..... 66
    - 7.7.2 Altering WP Loading Scheme ..... 68
- 8. Conclusions ..... 76
- 9. Attachments ..... 77

## 1. Purpose

The purpose of this analysis is to provide input on the criticality potential of various degraded configurations to an analysis on the probability of a criticality event in a Pressurized Water Reactor (PWR) Advanced Unclad Fuel (AUCF) Waste Package (WP). The objective of this evaluation is to develop multivariate regressions which represent  $k_{eff}$  for the various degraded configurations as a function of fuel assembly parameters (i.e., burnup, enrichment, age), and configuration parameters (i.e., amount and distribution of remaining basket corrosion products, amount of borated stainless steel plate remaining). Potential design options for reducing the  $k_{eff}$  of the degraded configurations are also discussed. For guidance in determining the range of parameters which can occur, this analysis begins with a refinement of the WP degradation scenarios developed in previous degraded mode criticality evaluations (Refs. 5.16 and 5.37), as applied to the current reference WP designs (Ref. 5.5).

## 2. Quality Assurance

The Quality Assurance (QA) program applies to this analysis. The work reported in this document is part of the preliminary WP design analysis that will eventually support the License Application Design phase. This activity, when appropriately confirmed, can impact the proper functioning of the Mined Geologic Disposal System (MGDS) waste package; the waste package has been identified as an MGDS Q-List item important to safety and waste isolation (pp. 4, 15, Ref. 5.1). The waste package is on the Q-List by direct inclusion by the Department of Energy (DOE), without conducting a QAP-2-3 evaluation. The Waste Package Development Department responsible manager has evaluated this activity in accordance with QAP-2-0, *Conduct of Activities*. The *Perform Probabilistic Waste Package Design Analyses* activity evaluation (Ref. 5.2) has determined that work associated with determining the probability of criticality for degraded configurations is subject to *Quality Assurance Requirements and Description* (QARD; Ref. 5.3) requirements. As specified in NLP-3-18, *Documentation of QA Controls on Drawings, Specifications, Design Analyses, and Technical Documents*, this activity is subject to QA controls.

All design parameters and assumptions which are identified in this document are for preliminary design and shall be treated as unqualified data unless otherwise indicated; these design parameters and assumptions will require subsequent qualification (or superseding inputs) as the WP design proceeds. This document will not directly support any construction, fabrication or procurement activity and therefore is not required to be procedurally controlled as TBV (to be verified). In addition, the inputs associated with this analysis are not required to be procedurally controlled as TBV. However, use of any data from this analysis for input into documents supporting procurement, fabrication, or construction is required to be controlled as TBV in accordance with the appropriate procedures.

### 3. Method

The method used for this analysis involves the following steps:

- A. Identify scenarios for degradation of the WP basket structure, and the PWR spent nuclear fuel (SNF) waste form. This task involves reviewing the available structural and corrosion information for the WP basket and fuel assembly materials to identify the sequence of basket component degradation, estimate the maximum lifetime of the component, and identify the corrosion products which may remain and have some impact on criticality. Based on this information, configurations to be evaluated in the remainder of the analysis are determined. This step is performed in Section 7.1.
- B. Select fuel assembly parameters for evaluation by reviewing the historic and projected population of PWR fuel, and grouping the fuel according to the 10-year  $k_{\infty}$  as estimated by a multivariate regression developed by Oak Ridge National Laboratory (ORNL; Ref. 5.4). This ORNL regression was used in the initial determination of WP design configurations (Ref. 5.5) to bin the PWR fuel population into the various conceptual PWR WP types using  $k_{\infty}$  as a basis. For this analysis,  $k_{\infty}$  groups are defined which correspond to the binning method used in the design configuration analysis (e.g.,  $k_{\infty} < 1.13$  as the limit for the absorber plate WP), to allow an evaluation of the adequacy of that binning method. For each of these  $k_{\infty}$  groups, bounding burnup/enrichment pairs are identified, and their isotopics as a function of time since discharge are determined using the SAS2H and ORIGEN-S sequences of the SCALE 4.3 code package. This step is performed in Section 7.2.
- C. Perform MCNP4A calculations of  $k_{\text{eff}}$  for the degraded internal WP configurations identified in step 1 above to identify the worst case configuration. The calculations start with the isotopics for the bounding  $k_{\infty}$  group for each PWR WP design and work backwards through less stressing fuels until  $k_{\text{eff}}$  no longer exceeds the defined limit for criticality concern at any time during the postclosure phase. For the purpose of this analysis, that limit will be defined as  $k_{\text{eff}} < 0.91$  (see assumption 4.3.16). This step is performed in Sections 7.3 through 7.5.
- D. Evaluate the data developed in step C and develop multivariate regressions which relate the  $k_{\text{eff}}$  for a particular class of configurations (e.g., intact fuel with fully degraded basket and oxide settled to bottom of WP) to various parameters for that class (e.g., time, burnup, enrichment, assemblies covered by oxide, etc...). This will simplify application of the data in future probabilistic analyses. This step is performed in Section 7.6.
- E. Identify design options for reducing the peak postclosure  $k_{\text{eff}}$  of each PWR WP design for all fuels which will be contained in that package and for all degraded configurations. This step is performed in Section 7.7

Further detail on the specific methods employed for each step is available in Section 7 of this analysis.

## 4. Design Inputs

All design inputs are for preliminary design; these design inputs will require subsequent qualification (or superseding inputs) before this analysis can be used to support procurement, fabrication, or construction activities, unless otherwise noted.

### 4.1 Design Parameters

#### 4.1.1 Spent Fuel Assembly Parameters

The fuel assembly upon which this calculation is based is the B&W 15 x 15 fuel assembly. The mechanical parameters for this assembly type are shown in Table 4.1-1. Note that inches are converted to centimeters exactly (2.54 cm/in.); this is not an indication of tolerance, but is done for consistency between calculations using English or metric units. The theoretical density of UO<sub>2</sub> is 10.96 g/cm<sup>3</sup> (Ref. 5.14, Table M8.2.1). This information represents actual B&W fuel assembly dimensions and is considered qualified data.

Table 4.1-1. Mechanical Parameters of B&W 15x15 Fuel Assembly

Parameter	Value	Units	Metric	Units	Radius (cm)	Ref.
Fuel Rods	208	/assbly	208	/assbly	-	5.7, p. 2.1.2.2-6
Fuel Rods on a Lattice Side	15	/side	15	/side	-	5.7, p. 2.1.2.2-6
Guide Tubes	16	/assbly	16	/assbly	-	5.7, p. 2.1.2.2-6
Instrumentation Tubes	1	/assbly	1	/assbly	-	5.7, p. 2.1.2.2-6
Total Guide + Instrument Tubes	17	/assbly	17	/assbly	-	-
Clad/Tube Material	Zirc-4		Zirc-4		-	5.7, p. 2.1.2.2-6
Fuel Pellet OD	0.3686	inches	0.936244	cm	0.468122	5.7, p. 2.1.2.2-6
Fuel Stack Height	141.8	inches	360.172	cm	-	5.7, p. 2.1.2.2-6
Fuel Assembly Height	165.625	inches	420.7	cm	-	5.9, p. 2A-8
Mass of U	1023	lb	464	kg	-	5.9, p. 2A-8
Mass of UO <sub>2</sub>	1160.64	lb	526.38	kg	-	5.7, p. 2.1.2.2-6
Percent of Theoretical Density	95	%	95	%	-	5.7, p. 2.1.2.2-6
Fuel Clad OD	0.430	inches	1.0922	cm	0.5461	5.7, p. 2.1.2.2-6
Clad Thickness	0.0265	inches	0.06731	cm	-	5.7, p. 2.1.2.2-6
Fuel Clad ID*	0.377	inches	0.95758	cm	0.47879	-
Fuel Rod Pitch	0.568	inches	1.44272	cm	-	5.7, p. 2.1.2.2-6
Guide Tube OD	0.530	inches	1.3462	cm	0.6731	5.7, p. 2.1.2.2-6
Guide Tube Thickness	0.016	inches	0.04064	cm	-	5.7, p. 2.1.2.2-6
Guide Tube ID*	0.498	inches	1.26492	cm	0.63246	-
Instrumentation Tube OD	0.493	inches	1.25222	cm	0.62611	5.7, p. 2.1.2.2-6
Fuel Assembly Envelope	8.536	inches	21.68144	cm	-	5.7, p. 2.1.2.2-6
Displaced Volume per Fuel Assembly	4927	inches <sup>3</sup>	0.081	m <sup>3</sup>	-	5.10, p. II-3.6-98

\* The inner diameters (IDs) above are calculated by subtracting 2 X thickness from the outer diameter (OD).

## 4.1.2 Intact Waste Package Geometry Parameters

The intact waste package geometry parameters used in this analysis are listed in Table 4.1-2 below. Figure 4.1-1 depicts the 21 Pressurized Water Reactor (PWR) Advanced Unclad Fuel (AUCF) absorber plate WP, its internals, and the material specifications (Ref. 5.17). This is considered unqualified TBV information, as other WPD QAP-3-9 analyses being performed in parallel may result in design changes not reflected in this analysis.

Table 4.1-2. Intact WP Dimensions

Component	Dimension	Reference
Outer barrier length (skirt edge to skirt edge)	533.5 cm	5.15, p. I-18
Outer barrier skirt length (both ends)	22.5 cm	5.15, p. I-18
Outer barrier lid thickness	11.0 cm	5.15, p. I-18
Outer barrier inner radii	73.1 cm	5.16, p. 8
Outer barrier outer radii	83.1 cm	5.16, p. 8
Gap between inner and outer lids	3.0 cm	5.15, p. I-18 & 19
Inner barrier length (overall)	463.5 cm	5.15, p. I-19
Inner barrier lid thickness	2.5 cm	5.15, p. I-19
Inner barrier inner radii	71.095 cm <sup>1</sup>	5.16, p. 8
Inner barrier outer radii	73.095 cm	5.16, p. 8
Fuel cell tube thickness	0.5 cm	5.15, p. I-21
Fuel cell tube height	457.5 cm	5.15, p. I-21
Fuel cell tube outside width	23.64 cm	5.15, p. I-21
Total displaced volume of single fuel cell tube	0.02117 m <sup>3</sup>	5.15, p. VI-1
Criticality control plate thickness	0.7 cm	5.15, p. I-29 to 31
Criticality control plate height	113.38 cm	5.15, p. I-20
Total displaced volume of all criticality control plates	0.243 m <sup>3</sup>	5.15, p. VI-1
Total displaced volume of guides and supports	0.259 m <sup>3</sup>	5.15, p. VI-1

1- Excel spreadsheet calculations of oxide volume fractions used the more recent inner barrier inner radii of 70.485 cm from Reference 5.15, p. I-19.

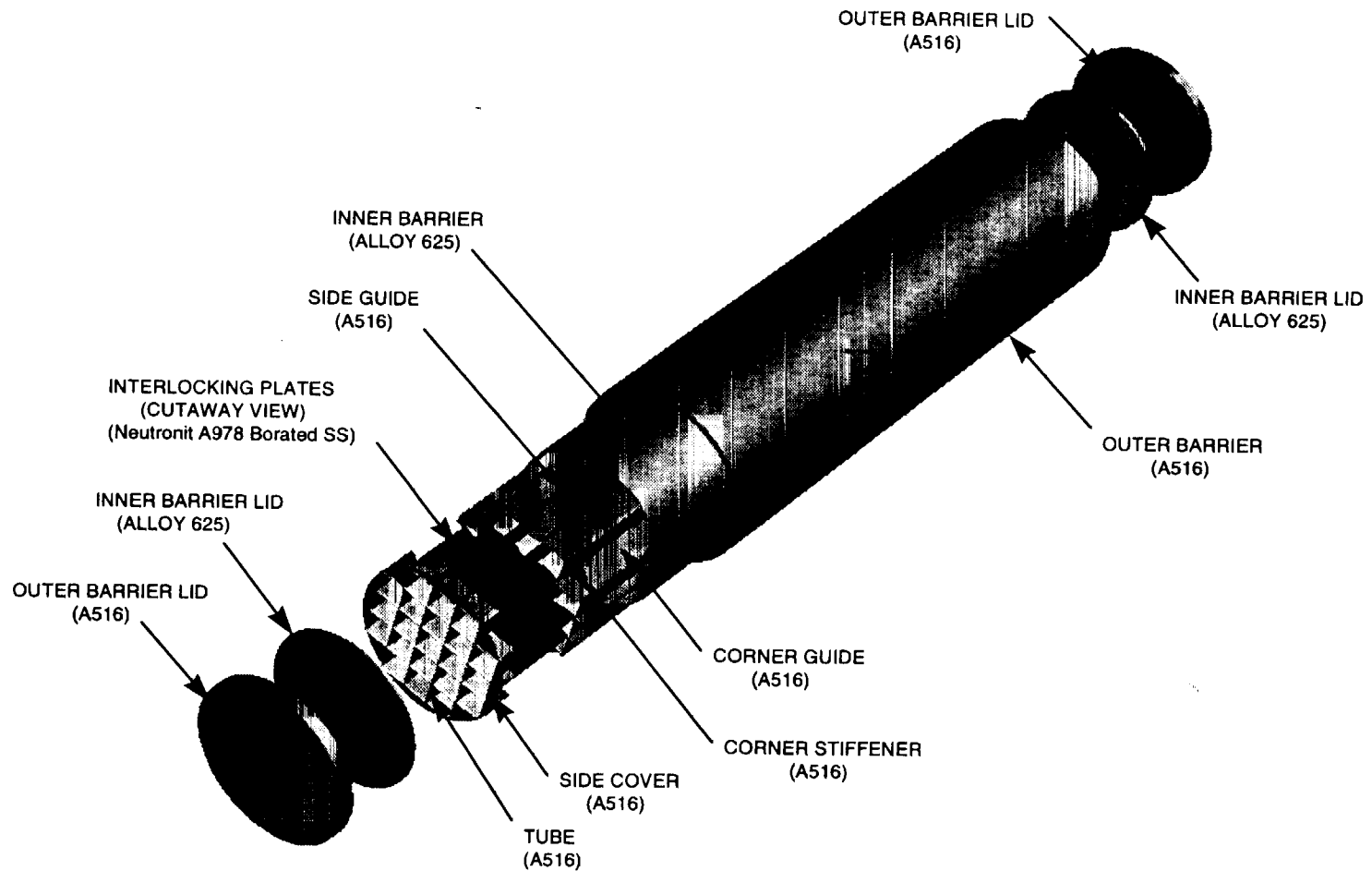


Figure 4.1-1. Advanced Uncanistered Fuel Waste Package with Internals Shown



### 4.1.3 Material Properties

The atomic weights of isotopes are listed in Table 4.1-3 below (Ref. 5.18, pp. 941-978, unless otherwise noted). This information is obtained from qualified QAP-3-9 analyses, or is considered established fact, and is therefore considered qualified.

Table 4.1-3. Atomic Weights in g/mole (Ref. 5.18)

<u>Isotope</u>	<u>MCNP ID#</u>	<u>Atomic Weight</u>
B-10	5010.50C	10.0129388
B-11	5011.56C	11.0093053
Nat. O	not used	15.9994*
O-16	8016.50C	15.994915
Nat. Fe	26000.55C	55.847*
Mo-95	42095.50C	94.905839
Tc-99	43099.50C	98.90627501**
Ru-101	44101.50C	100.905576
Rh-103	45103.50C	102.905511
Ag-109	47109.50C	108.904756
Nd-143	60143.50C	142.909779
Nd-145	60145.50C	144.912538
Sm-147	62147.50C	146.914867
Sm-149	62149.50C	148.91718
Sm-150	62150.50C	149.917276
Sm-151	62151.50C	150.919919
Sm-152	62152.50C	151.919756
Eu-151	63151.55C	150.919838
Eu-153	63153.55C	152.921242
Gd-155	64155.50C	154.922664
U-233	92233.50C	233.039522
U-234	92234.50C	234.040904
U-235	92235.50C	235.043915
U-236	92236.50C	236.045637
U-238	92238.50C	238.05077
Np-237	93237.55C	237.048056
Pu-238	94238.50C	238.049511
Pu-239	94239.55C	239.052146
Pu-240	94240.50C	240.053882
Pu-241	94241.50C	241.056737
Pu-242	94242.50C	242.058725
Am-241	95241.50C	241.056714
Am-242m	95242.50C	242.059502
Am-243	95243.50C	243.061367

\* From Reference 5.20, pp. 16 & 17

\*\* From Reference 5.19

Avogadro's Number  $[N_A] = 0.602252 \text{ (g-mol)}^{-1} \times 10^{24}$  (Ref. 5.18, p. 933).

Densities of non-fuel materials used in this analysis is as follows:

A 516 Grade 55 Carbon Steel	7832 kg/m <sup>3</sup>	Reference 5.19, p. I-1
SS316B6A w/ 20% B removed	7745 kg/m <sup>3</sup>	Reference 5.19, p. I-12
B <sub>4</sub> C with natural B	1780 kg/m <sup>3</sup>	Reference 5.19, p. I-15
Iron Oxide (Fe <sub>2</sub> O <sub>3</sub> )	5240 kg/m <sup>3</sup>	Reference 5.22, p. B-104
Zircaloy-4	6560 kg/m <sup>3</sup>	Reference 5.19, p. I-16
Inconel Alloy 625	8442 kg/m <sup>3</sup>	Reference 5.23, p. 1
Water	1000 kg/m <sup>3</sup>	Reference 5.19, p. I-19

Chemical compositions of alloys used in this analysis are given in Table 4.1-4 below.

Table 4.1-4. Chemical Compositions of Non-Fuel Materials

Material Element	A 516 Gr. 55 Carbon Steel (Ref. 5.19, p. I-1)	Inconel Alloy 625 (Ref. 5.23, p. 3)	B <sub>4</sub> C (Ref. 5.19, p. I-15)	Zircaloy-4 (Ref. 5.19, p. I-16)	SS316B6A w/ 20% B removed (Ref. 5.19, p. I-12)
Fe	98.535%	5.000%	-	0.200%	60.6390%
<sup>10</sup> B / <sup>11</sup> B	-	-	14.143%/ 64.427%	-	0.2311%/ 1.0530%
Cr	-	21.500%	-	0.100%	19.0610%
Ni	-	58.000%	-	-	13.5433%
Mn	0.900%	0.500%	-	-	2.0064%
Mo	-	9.000%	-	-	2.5080%
N	-	-	-	-	0.1003%
S	0.035%	0.015%	-	-	0.0301%
Si	0.275%	0.500%	-	-	0.7524%
P	0.035%	0.015%	-	-	0.0451%
C	0.220%	0.100%	21.430%	-	0.0301%
O	-	-	-	0.120%	-
Co	-	0.930%	-	-	-
Ti	-	0.400%	-	-	-
Al	-	0.400%	-	-	-
50% Nb + 50% Ta	-	3.600%	-	-	-
Zr	-	-	-	98.180%	-
Sn	-	-	-	1.400%	-

#### 4.1.4 Stainless Steel Corrosion Data

Several researchers have investigated the general corrosion rates of 304 and 316 series stainless steels in J-13 well water environments which roughly bound the range of conditions indicated in assumption 4.3.8. A summary of this corrosion data for temperatures in the 28 - 100°C range is given in Table 4.1-5. These temperatures cover the range expected for the WP internals (Ref. 5.33) for times later than 3,000 years in a repository with a thermal loading of 83 MTU/acre (see assumption 4.3.10), which is when the majority of WPs will begin to fail (see assumption 4.3.9) and release the He fill gas which previously maintained an inert environment within the WP. While the specified criticality control material is Neutronit A978 (with a composition similar to the conceptual borated 316 stainless steel, SS316B6A, in Ref. 5.19), much of the stainless steel corrosion data collected in repository relevant environments is for 304 stainless steels, because this was the material specified for the old borehole emplaced WP design. This data has been included in Table 4.1-5 because 304 stainless steels have performed similarly to 316 stainless steel in repository relevant tests which included both materials, and they are generally recognized as being less corrosion resistant than 316 stainless steels in harsher environments.

Based on the short term (relative to the time frames being considered) corrosion information in Table 4.1-5, the corrosion rate for 304/316 stainless steels in the typical J-13 well water environment ranges between 0.02 - 0.57  $\mu\text{m}/\text{yr}$  in tests lasting from less than 100 hours to tests lasting more than 11,000 hours. The middle of this range on a log scale is  $\approx 0.1 \mu\text{m}/\text{yr}$ , and many of the longer corrosion test show corrosion rates that are comparable or less than this by the end of the test, so this value will be used as the typical corrosion rate for 304/316 stainless steel for this analysis. At a pH slightly below that of the bottom range given in assumption 4.3.8, or  $\text{Cl}^-$  concentrations (a significant influence on SS corrosion per Ref. 5.34, p. 148)  $\approx 2,500\times$  that of J-13, the corrosion rates of 304/316 stainless steels were 1 to 2 orders of magnitude higher than in the typical environment. At a pH near the top of assumption 4.3.8, and  $\text{Cl}^-$  concentration  $\approx 150\times$  J-13, the corrosion rates were only slightly to one order of magnitude higher than the typical range. Therefore, a rate of 1  $\mu\text{m}/\text{yr}$  (one order of magnitude higher than typical) will be used as the upper bound for the 304/316 stainless steel corrosion rate. The lower bound of the stainless steel corrosion rate will be taken to be that of the lower range of the J-13 tests, 0.02  $\mu\text{m}/\text{yr}$ , to account for the possibility of further passivation of the stainless steel than that which occurred during the relatively short duration tests shown in Table 4.1-5. Figure 4.1-2 illustrates the effects of passivation on the corrosion rate of 304L stainless steel in J-13 well water at temperatures of 90 to 100°C.

Most of the tests in Table 4.1-5 were performed for unborated stainless steel. The one comparison of borated versus unborated 304L stainless steel in a low pH environment found that the borated material (with 1.23 wt% B) had a corrosion rate that was 4x that of the unborated material. Reference 5.31 (pp. 3-22 to 3-27) also indicates that borated stainless steels with boron contents between 1-2% show decreased resistance to general, pitting, crevice, and intergranular corrosion in harsh (boiling acidic and/or high  $\text{Cl}^-$ ) environments as boron content increases. However, a six month test in more benign spent fuel pool conditions of 68°C and pH of 5.3 (2,000 ppm boric acid) showed no difference in corrosion

Table 4.1-5. 304 and 316 SS General Corrosion Data

SS Material	Environment	pH	Cl- (ppm)	Test Type	Test Duration (hours)	Test Temp(s) (°C)	Corrosion Rate (μm/yr)	Reference
304L	J-13	7.6 <sup>2</sup>	6.9 <sup>2</sup>	weight loss	10-11k	50-100	0.07-0.13	5.25, p. 24
304L	J-13	7.6 <sup>2</sup>	6.9 <sup>2</sup>	weight loss	3.5-5k	50-100	0.03-0.23	5.28, p. 24
304L	J-13	7.6 <sup>2</sup>	6.9 <sup>2</sup>	weight loss	8.8k	28	0.14-0.45	5.25, p. 26
304L	J-13 w/ crushed tuff	7.6 <sup>2</sup>	6.9 <sup>2</sup>	weight loss	1k	100	0.25	5.27, p. 79
304L	Simulated J-13 w/ Alloy 825 galv. couple	7 <sup>2</sup>	6.4 <sup>2</sup>	electrochem.	0-1k	90	0.08-0.37	5.26, p. 108
304L	Simulated J-13 w/ Alloy 825 galv. couple	7 <sup>2</sup>	6.4 <sup>2</sup>	electrochem	1-2k	90	0.04-0.07	5.26, p. 108
304L	Simulated J-13	7 <sup>2</sup>	6.4 <sup>2</sup>	electrochem.	0-2k	90	0.02-0.14	5.27, p. 35
304L	Simulated J-13	7 <sup>2</sup>	6.4 <sup>2</sup>	weight loss	2k	90	0.57	5.26, p. 117
316L	J-13	7.6 <sup>2</sup>	6.9 <sup>2</sup>	weight loss	10-11k	50-100	0.04-0.15	5.25, p. 24
316L	J-13	7.6 <sup>2</sup>	6.9 <sup>2</sup>	weight loss	3.5-5k	50-100	0.10-0.28	5.28, p. 24
316L	J-13 w/ crushed tuff	7.6 <sup>2</sup>	6.9 <sup>2</sup>	weight loss	1k	100	0.51	5.27, p. 79
304L	Sim. J-13 Sol. 20 (vapor/liq./alternating)	10 <sup>2</sup>	1000 <sup>2</sup>	weight loss	2.9k	90	0.03/0.29/0.43	5.27, p. 54
304L	Sim. J-13 Sol. 20 (vapor/liq./alternating)	10 <sup>2</sup>	1000 <sup>2</sup>	electrochem.	0-2.5k	90	0.04-0.18	5.27, p. 56
304L	Sim. J-13 Sol. 20	10 <sup>2</sup>	1000 <sup>2</sup>	electrochem.	0-1k	90	0.46-1.3	5.27, p. 114
304L	Sim. J-13 Sol. 20	10 <sup>2</sup>	1000 <sup>2</sup>	electrochem.	1-2k	90	0.04-0.25	5.27, p. 114
304L	Sim. J-13 Sol. 20	10 <sup>2</sup>	1000 <sup>2</sup>	weight loss	2k	90	1.57	5.27, p. 114
304	Ocean Surface	8 <sup>3</sup>	19k <sup>3</sup>	weight loss	9.3k	17.6	14.6	5.24, p. 40
316	Seawater, Kure Beach, NC	8 <sup>3</sup>	19k <sup>3</sup>	weight loss	11.5k	0-40	6.11	5.29, p. 21
316	Seawater, Panama Canal	8 <sup>3</sup>	19k <sup>3</sup>	weight loss	8.8k/70k/140k	0-40	14.99/6.4/1.25	5.29, p. 21
304L	See Note 1 below	3.8	0.4	weight loss	96	90	10	5.30, p. 14
B-304L	See Note 1 below	3.8	0.4	weight loss	96	90	41	5.30, p. 14

Note 1: 0.01M formic acid, 0.01M sodium formate, 0.02M sodium oxalate, 0.01M nitric acid, 0.01M sodium chloride, 0.01M hydrogen peroxide in dist. water.  
 Note 2: J-13 and Simulated J-13 composition based on Reference 5.27, Table 2.3. Simulated J-13 Solution 20 composition from Reference 5.27, Table B.3.  
 Note 3: Seawater composition based on Reference 5.24, Table 28.

resistance for stainless steel with boron concentrations of 1% to 1.75% (Ref. 5.31, p. 3-22). Therefore, to more conservatively model the corrosion of Neutronit A978 with the available data, a factor of 4 will be applied to the lower bound, typical, and upper bound corrosion rates defined for unborated 304/316 stainless steels. Data presented in this section is based on preliminary corrosion testing and is therefore considered unqualified TBV data.

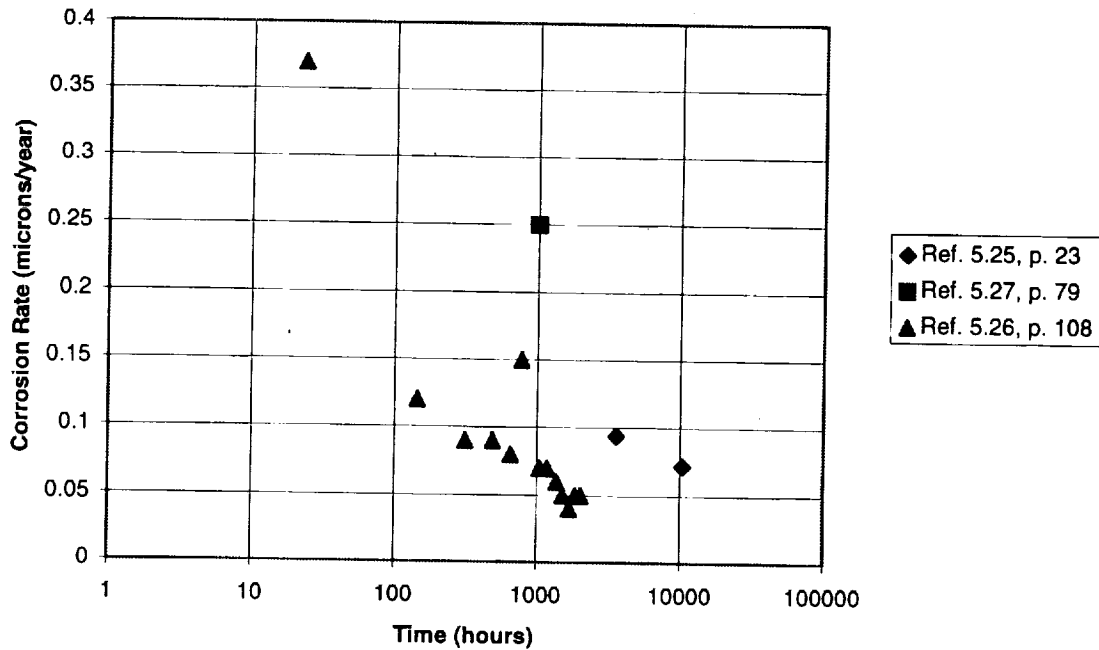


Figure 4.1-2. Corrosion Rate of 304L Stainless Steel as a Function of Time in 90-100°C J-13 Well Water

## 4.2 Criteria

The *Engineered Barrier Design Requirements Document* (EBDRD; Ref. 5.8) contains several criteria which relate to criticality control. The "TBD" items identified in these criteria will not be carried to the conclusions of this analysis based on the rationale that the conclusions are for preliminary design, and will not be used as input in design documents supporting construction, fabrication, or procurement. A review of the EBDRD and CDA identified the following relevant requirements:

### 4.2.1 Criticality Control

The EBDRD requirements 3.2.2.6 and 3.7.1.3.A both indicate that a WP criticality shall not be possible unless at least two unlikely, independent, and concurrent or sequential changes have occurred in the conditions essential to nuclear criticality safety. These requirements also indicate that the design must provide for criticality safety under normal and accident conditions, and, that the calculated effective multiplication factor ( $k_{eff}$ ) must be sufficiently below unity to show at least a five percent margin after allowance for the bias in the method of calculation and the uncertainty in the experiments used to validate the methods of calculation. The latter requirement contains a "TBD" at the end.

CDA Assumption EBDRD 3.7.1.3.A (Ref. 5.21, p. 4-32) clarifies that the above requirement is applicable to only the preclosure phase of the MGDS, in accordance with the current DOE position on postclosure criticality. This assumption also indicates that for postclosure, the probability and consequences of a criticality provide reasonable assurance that the performance objective of 10CFR60.112 is met. While the Nuclear Regulatory Commission (NRC) has not yet endorsed any specific change for postclosure, they have indicated that they agree that one is necessary.

Finally, EBDRD 3.3.1.G indicates that "The Engineered Barrier Segment design shall meet all relevant requirements imposed by 10CFR60." The NRC has recently revised several parts of 10CFR60 which relate to the identification and analysis of design basis events (Ref. 5.13) including the criticality control requirement, which was moved to 60.131(h). These changes are not reflected in the current versions of the EBDRD or the CDA. The change to the criticality requirement simply replaces the phrase "criticality safety under normal and accident conditions" with "criticality safety assuming design basis events."

This analysis contributes to satisfying the proposed postclosure requirement by supporting probabilistic analyses of internal PWR AUCF WP criticality. The probabilistic analysis, along with an estimate of internal criticality consequences to be performed in a separate analysis, will be considered in the Total System Performance Assessment (TSPA) - Viability Assessment (VA) to demonstrate compliance with the performance objective of §60.112 (or, as appropriate, other applicable performance objectives in effect or proposed by the NRC at the time the TSPA-VA analysis is performed). Evaluations of potential design options also consider the 5% administrative margin in the current requirement.

**4.3 Assumptions**

All assumptions are for preliminary design; these assumptions will require verification before this analysis can be used to support procurement, fabrication, or construction activities.

- 4.3.1 Principal Isotope (PI) burnup credit is assumed to be an acceptable method to account for reduced reactivity of SNF in criticality evaluations. The basis for this assumption is CDA Key 009 (Ref. 5.44). This assumption is used throughout Section 7.
- 4.3.2 It is assumed that B&W Mark B 15 x 15 fuel type is bounding for all PWR assembly designs. The basis for this assumption is a previous evaluation performed for the BR-100 transportation cask, which established the B&W Mark B assembly as one of the more reactive PWR fuel designs under intact fuel assembly and fixed basket geometry conditions (Ref. 5.10, p. II.6-6). This assumption is used throughout Section 7.
- 4.3.3 For spent nuclear fuel (SNF), the list of "Principal Isotopes" previously established (Ref. 5.46, p. 4-4) for long-term criticality control was used. The 29 principal isotopes are shown in Table 4.3-1. This assumption is used throughout Sections 7.

Table 4.3-1. Principal Long-Term Burnup Credit Isotopes

-	Mo-95	Tc-99	Ru-101	Rh-103
Ag-109	Nd-143	Nd-145	Sm-147	Sm-149
Sm-150	Sm-151	Sm-152	Eu-151	Eu-153
Gd-155	U-233	U-234	U-235	U-236
U-238	Np-237	Pu-238	Pu-239	Pu-240
Pu-241	Pu-242	Am-241	Am-242m	Am-243

4.3.4 Reserved.

4.3.5 It is assumed that the WP is fully flooded for this analysis. The basis for this assumption is that it is conservative, and moderation is a required condition for criticality in commercial SNF with an enrichment of less than 5 wt% (Ref. 5.46). Furthermore, scenarios leading to a fully flooded WP have been proposed in previous QAP 3-9 analyses (Ref. 5.37, p. 17). The probability of achieving and maintaining this condition for a long period of time will be evaluated in the probabilistic analysis which this document supports. This assumption is used throughout Section 7.

4.3.6 It is assumed that the  $k_{eff}$  of commercial SNF is conservatively determined using a single fuel region assembly in the MCNP model and using isotopics developed with the SAS2H fuel depletion model used in Reference 5.43. The following core operating conditions from Reference 5.43 were used for the SAS2H runs: a maximum B&W 177 fuel assembly core

moderator outlet temperature of 607.6 K, maximum pellet average temperature of 975 K, maximum beginning of cycle hot full power boron concentration of 1,050 ppm and average boron concentration of 552.6 ppm, cladding temperature 42 K higher than moderator outlet temperature, and an average 7.25 MW/assembly. The basis for using a single node fuel region in the MCNP model is that a single axial node has been found to provide conservative results compared to a multi-node for fuel assembly burnups less than ~30 GWd/MTU (much of the fuel of concern for this analysis has burnup less than this) in other analyses using different code systems (Ref. 5.47) or depletion models (Ref. 5.48, App. B). The basis for using the Reference 5.43 SAS2H model is that it was developed under the M&O QAP-3-9 procedure and attempts to conservatively model assembly isotopics (from the standpoint of maximizing reactivity) by minimizing moderator density and using a minimum assembly specific power to achieve a longer burntime. However, it does not take into account the effects of burnable poison rods, control rods, or axial power shaping rods which may be in the assembly at some time during reactor operation, and which also have the potential increasing the reactivity of the spent fuel assembly. Bounding methods for modeling commercial PWR fuel isotopics using the SAS2H/MCNP code system are currently being developed by the WPD Criticality Analysis Methodology Group for use during the License Application phase of design. This assumption is used throughout Section 7.

- 4.3.7 The long-term (300-20,000 years after emplacement) design-basis ambient (naturally existing) flow conditions are provided by CDA Assumption TDSS 026 (Ref. 5.21, p. 10-22) and are grouped into three categories: Fully Mediated (steady in time and uniform in space), Steady Focused (steady in time and focused in space), and Episodic Focused (episodic in time and focused in space). The assumed flow rates of water onto the WP, and the frequency of occurrence for each category are as follows:

<u>Category</u>	<u>Flow Rate</u>	<u>Frequency</u>
Fully Mediated	0.5 m <sup>3</sup> /year	Nominal
Steady Focused	20 m <sup>3</sup> /year	Once per 40 years
Episodic Focused	20 m <sup>3</sup> /year, occurring over one week	Once per 40 years

Furthermore, the Rationale section of TDSS 026 also indicates that the above mentioned ambient flow assumptions do not consider the spatial variation of average flux across the repository footprint, which is estimated to be between near zero to a factor of five times the average infiltration flux. An average value of 2.5 times the average flux will be used for this analysis. This assumption is used in Section 7.1.

- 4.3.8 The composition of seeping water that enters the excavated volume of the repository per CDA Assumption TDSS 025 (Ref. 5.21, p.10-20) is assumed to be:

Typical: pH 7.4 ( J-13)  
Variability: pH 4.5 to 10.5  
Concentration factor of 0.1 to 10 times the nominal J-13



These variabilities of the water chemistry are applicable to the water influx at the edge of the excavated volume. The basis for this assumption is given in TDSS 025. For this analysis, the above composition is also taken to be the composition of the water entering the WP.

- 4.3.9 It is assumed, per the WP barrier design goal in CDA Assumption Key 074 (Ref. 5.21, p. 3-64), that no more than 10 waste packages will breach within 3,000 years after repository closure when exposed to the near-field environment based on assumptions 4.3.7 and 4.3.8 as modified by the engineered barrier system. Breaching of the waste package is defined as an opening through the wall of the waste package through which advective or diffusive transport of gas or radionuclides can occur. The basis for this assumption is given in Key 074. This assumption is used in Section 7.1.
- 4.3.10 It is assumed that the repository thermal loading will be within the range of 80-100 MTU/acre (corrosion times based on WP temperatures in an 83 MTU/acre thermal loading are used). The basis for this assumption is provided in CDA Assumption Key 019 (Ref. 5.21, p. 3-64). This assumption is used in Section 7.1.
- 4.3.11 The following equation obtained from Reference 5.4, page 7, is assumed to provide representative, but slightly conservative values for PWR SNF assembly  $k_{\infty}$  values:

$$k_{\infty} = 1.06 - 0.01 \cdot b - 0.002 \cdot c + 0.114 \cdot a + 0.00007081 \cdot b^2 + 0.00007565 \cdot c^2 - 0.007 \cdot a^2 - 0.0002671 \cdot b \cdot a - 0.0001145 \cdot b \cdot c + 0.0002318 \cdot c \cdot a + 0.000009366 \cdot b \cdot c \cdot a$$

where,            a = initial U235 enrichment in weight percent,  
                       b = assembly burnup in GWd/MTU, and  
                       c = assembly cooling time (i.e., age) in years (< 20 years).

The usage and development of this equation is presented in detail in Reference 5.4. The basis for using this equation is that it was used in defining the WP design configurations in Reference 5.5, and is used in this analysis only to identify the range of burnups and enrichments of fuels currently intended for a specific WP design. This assumption is used in Sections 7.2 and 7.7.

- 4.3.12 It is assumed for the purposes of estimating the amount of iron oxide removal that 100% of the water flowing onto the WP enters the interior, and that iron saturated internal water is exchanged with unsaturated water from the outside with a 10% efficiency. The basis for the former assumption is that it is very conservative because some fraction of water dripping onto the WP is likely to run off rather than enter, especially when the WP is only initially breached by small pits. The latter assumption is based on the high range of the exchange efficiency used in Reference 5.37 assumption 4.3.4, and the fact that water that is both entering and leaving the WP at the top is not likely to significantly mix with the water in the lower portion of the WP, which is where most of the iron oxide will be. This assumption is used in Section 7.1.

- 4.3.13 The specific MGDS commercial SNF assembly population data (burnup and enrichment) to consider for this analysis were identified in Reference 5.42 and have been developed based upon the best information available to the MGDS program. The specific electronic data file used from Reference 5.42 is the uncompressed C1\_WSM.ZIP, with only the information on the historic and projected PWR population used for this analysis. However, since a 10 year age will be assumed for all PWR assemblies in the binning process performed here, and the assembly receipt time information in the data file is not being used, any of the files for scenarios C1 through C8 could be used because the burnup and enrichment information does not change. The basis for this assumption is that it is consistent with Ref. 5.5 and several other recent MGDS throughput analyses. The basis for assuming the 10 year fuel age for all assemblies is that it is conservative with respect to the  $k_{\infty}$  calculated using the equation in assumption 4.3.11, and is consistent with CDA Assumption Key 004 (Ref. 5.21, p. 3-15) which indicates that fuel younger than 10 years will not be accepted at the MGDS. This assumption is used in Section 7.2.
- 4.3.14 It is assumed that the 304/316 stainless steel general corrosion data can be used to represent the bulk corrosion of Neutronit A978 borated stainless steel in repository environments, when increased by a factor of 4. The basis for this assumption is that Neutronit A978 is similar in composition to 316 stainless steel, and corrosion data in repository relevant environments is only available for 304/316 stainless steels. Furthermore, a borated 304 stainless steel was found to have a corrosion rate 4 times that of unborated stainless steel in a short term corrosion test in a harsh environment (see Section 4.1.4). This assumption is used in Section 7.1.
- 4.3.15 While Reference 5.5 (p. 6) indicates that Disposal Control Rod Assemblies (DCRA) will be zircaloy clad with  $B_4C$  as the neutron absorber material, no other design details have been developed at this time. Therefore, it is assumed that the DCRA rods are clad with Zircaloy-4 and have a cladding thickness that is equivalent to that of a thick fuel rod cladding, 0.0762 cm (based on 0.030 in. for the thickest PWR fuel cladding from Exxon; Ref. 5.7, p. 2.1.2.2-2). The basis for this assumption is that the DCRA rod cladding should be fabricated from material that is at least as thick and corrosion resistant as the fuel rod cladding, to ensure that the DCRA lasts longer than the fuel rod. Furthermore, it is assumed that there is a 0.0762 cm gap between the OD of the DCRA rod and the ID of the guide tube. The basis for this assumption is engineering judgement to allow adequate clearance for insertion of the DCRA rod into the guide tube. Finally, it is assumed that there is a gap of 0.0165 cm between the ID of the DCRA rod cladding and the OD of the  $B_4C$  pellets. The basis for this assumption is engineering judgement to make the gap thickness similar to that of a long-life control rod (Ref. 5.7, p. 2.1.2.2-7). Based on the above DCRA rod thickness and gap assumptions, and the 0.63246 cm inner radius of the guide tube (see Table 4.1-1) minus 0.1016 mm (0.004 in.) for tolerance, the following DCRA rod dimensions are obtained:

DCRA cladding outer radius	0.5461 cm
DCRA cladding inner radius	0.4699 cm
$B_4C$ pellet outer radius	0.4534 cm

This assumption is used in Sections 7.4 and 7.7.

- 4.3.16 It is assumed, for the purpose of estimating the amount of additional carbon steel necessary for long-term criticality control of the the absorber plate WP under the worst configuration, that the bias and uncertainty in the method of calculation used for this analysis is 4%. The basis for this assumption is that previous analyses (Ref. 5.54) of fresh medium and high enriched fuel using MCNP and the ENDF B/V cross section library had a bias of  $\approx 2\%$ . Furthermore, analyses of fresh PWR fuel using the SAS2H/KENO code system and the ENDF B/IV cross section library had a bias of  $\approx 2.5\%$ . As benchmarking of a model for PWR fuel has not yet been completed, the 4% bias is used with the expectation that it will be conservative. Bounding methods for modeling commercial PWR fuel isotopics using the SAS2H/MCNP code system and ENDF B/VI cross section library are currently being developed by the WPD Criticality Analysis Methodology Group for use during the License Application phase of design.
- 4.3.17 It is assumed for the purpose of evaluating the absorber rod WP that its basket contains the same amount of iron as that of the absorber plate WP, and thus the amounts of iron oxide produced will be the same. The basis for this assumption is engineering judgement until detailed design information for the absorber rod WP can be developed. This assumption is used in Section 7.4.

#### **4.4 Codes and Standards**

None used.

**5. References**

- 5.1 *Q-List*, YMP/90-55Q, REV 4, Yucca Mountain Site Characterization Project.
- 5.2 *Perform Probabilistic Waste Package Design Analyses*, QAP-2-0 Activity Evaluation No. WP-25, Civilian Radioactive Waste Management System (CRWMS) Management and Operating Contractor (M&O), August 3, 1997.
- 5.3 *Quality Assurance Requirements and Description*, DOE/RW-0333P, REV 7, Department of Energy (DOE) Office of Civilian Radioactive Waste Management (OCRWM).
- 5.4 *Reactivity and Isotopic Composition of Spent PWR Fuel as a Function of Initial Enrichment, Burnup, and Cooling Time*, ORNL/CSD/TM-244, Oak Ridge National Laboratory, October 1987.
- 5.5 *Determination of WP Design Configurations*, Document Identifier Number (DI#): BBA000000-01717-0200-00017 REV 00, CRWMS M&O.
- 5.6 *Mined Geologic Disposal System Advanced Conceptual Design Report*, DI#: B00000000-01717-5705-00027 REV 00, CRWMS M&O.
- 5.7 *Preliminary Waste Form Characteristics Report Version 1.0*, UCRL-ID-108314 Rev 1, Lawrence Livermore National Laboratory, December 1994.
- 5.8 *Engineered Barrier Design Requirements Document*, YMP/CM-0024, REV 0, ICN 1, Yucca Mountain Site Characterization Project.
- 5.9 *Characteristics of Potential Repository Wastes*, DOE/RW-0184-R1, Volume 1, US DOE OCRWM, July 1992.
- 5.10 *Final Design Package - Babcock & Wilcox BR-100 - 100 Ton Rail/Barge Spent Fuel Shipping Cask*, Document No. 51-1203400-01, B&W Fuel Company, November 1991.
- 5.11 Software Qualification Report for the SCALE Modular Code System Version 4.3, DI#: 30011-2002 REV 01, CRWMS M&O.
- 5.12 Software Qualification Report for MCNP4A, DI#: 30006-2003 REV 02, CRWMS M&O.
- 5.13 *10 CFR Part 60; Disposal of High-Level Radioactive Wastes in Geologic Repositories; Design Basis Events; Final Rule*, U.S. Nuclear Regulatory Commission, Federal Register, Volume 61, Number 234, pp. 64257-64270, December 4, 1996.
- 5.14 *SCALE 4.3*, RSIC Computer Code Collection, CCC-545, Oak Ridge National Laboratory, October 1995.

- 5.15 *Waste Package Design Basis Events*, DI#: BBA000000-01717-0200-00037 REV 00, CRWMS M&O.
- 5.16 *Probabilistic Criticality Consequence Evaluation*, DI#: BBA000000-01717-0200-00021 REV 00, CRWMS M&O.
- 5.17 *Waste Package Materials Selection Analysis*, DI#: BBA000000-01717-0200-00020 REV 00, CRWMS M&O.
- 5.18 Benedict, Manson, et al., *Nuclear Chemical Engineering*, Second Edition, McGraw-Hill Book Company, New York, 1981.
- 5.19 *Material Compositions and Number Densities for Neutronics Calculations*, DI#: BBA000000-01717-0200-00002 REV 00, CRWMS M&O.
- 5.20 *Nuclides and Isotopes*, 14th Edition, general electric Company, 1989.
- 5.21 *Controlled Design Assumptions Document*, DI#: B00000000-01717-4600-00032 REV 04, ICN 01, CRWMS M&O.
- 5.22 *CRC Handbook of Chemistry and Physics*, 66th Edition, CRC Press, 1985.
- 5.23 *Standard Specification for Nickel-Chromium-Molybdenum-Columbium Alloy (UNSN06625) Plate, Sheet, and Strip*, ASTM B443-93<sup>e1</sup>, American Society for Testing and Materials, Philadelphia, PA.
- 5.24 *Survey of Degradation Modes of Four Nickel-Chromium-Molybdenum Alloys*, UCRL-ID-108330, Lawrence Livermore National Laboratory, March 1991.
- 5.25 *Progress Report on the Results of Testing Advanced Conceptual Design Metal Barrier Materials Under Relevant Environmental Conditions For A Tuff Repository*, UCID-21044, Lawrence Livermore National Laboratory, December 1987.
- 5.26 *Pitting, Galvanic, and Long-term Corrosion Studies on Candidate Container Alloys for the Tuff Repository*, NUREG/CR-5709, U.S. Nuclear Regulatory Commission, January 1992.
- 5.27 *Immersion Studies on Candidate Container Alloys for the Tuff Repository*, NUREG/CR-5598, U.S. Nuclear Regulatory Commission, May 1991.
- 5.28 *Electrochemical Determination of the Corrosion Behavior of Candidate Alloys Proposed for Containment of High Level Nuclear Waste in Tuff*, UCID-20174, Lawrence Livermore National Laboratory, June 1984.

- 5.29 *Survey of Degradation Modes of Candidate Materials for High-Level Radioactive-Waste Disposal Containers, Volume 2 - Oxidation and Corrosion*, UCID-21362 Vol. 2, Lawrence Livermore National Laboratory, August 1988.
- 5.30 Van Konynenburg, R. A., Curtis, P. G., "Scoping Corrosion tests on Candidate Waste Package Basket Materials for the Yucca Mountain Project", *High Level Radioactive Waste Management - Proceedings of the Seventh Annual International Conference*, American Nuclear Society, pp. 464-467, April 29 - May 3, 1996.
- 5.31 *Borated Stainless Steel Application in Spent-Fuel Storage Racks*, EPRI TR-100784, Electric Power Research Institute (EPRI), June 1992.
- 5.32 Stephens, J. J., Sorenson, K. B., McConnell, P., *Elevated Temperature Tensile Properties of Borated 304 Stainless Steel: Effect of Boride Dispersion on Strength and Ductility*, white paper, Sandia National Laboratories, performed under DOE contract DE-AC04-76DP00789.
- 5.33 *Total System Performance Assessment - 1995, An Evaluation of the Potential Yucca Mountain Repository*, DI #: B00000000-01717-2200-00136 REV 01, CRWMS M&O.
- 5.34 Sedriks, A. John, *Corrosion of Stainless Steels*, John Wiley & Sons, Inc., 1996.
- 5.35 Product Handbook, Inco Alloys International, Huntington, WV, Publication No. IAI-38, 1988.
- 5.36 *Emplaced Waste Package Structural Capability Through Time Report*, DI #: BBAA00000-01717-5705-00001 REV 00, CRWMS M&O.
- 5.37 *Second Waste Package Probabilistic Criticality Analysis: Generation and Evaluation of Internal Criticality Configurations*, DI#: BBA000000-01717-2200-00005 REV 00, CRWMS M&O.
- 5.38 Brown, R. L., Richards, J. C., *Principles of Powder Mechanics - Essays on the Packing and Flow of Powders and Bulk Solids*, Pergamon Press, 1970.
- 5.39 *Radiation Effects on Tube Denting in the Steam Generators of Pressurized Water Reactors*, UCRL-52892, Lawrence Livermore National Laboratory, February 1980.
- 5.40 *Criticality Abstraction/Testing Workshop Results*, DI#: B00000000-01717-2200-00187 REV 00, CRWMS M&O.
- 5.41 Goldberg, S., Glaubig, R. A., "Boron Adsorption on Aluminum and Iron Oxide Minerals", *Soil Sciences Society of America Journal*, Volume 49, pp. 1374-1379, 1985.
- 5.42 *Input Files and Models Used in the Waste Quantity, Mix and Throughput Study*, Interoffice Correspondence (IOC) #: VA.SAIMF.03/97.007, CRWMS M&O, March 21, 1997.

- 5.43 *SAS2H Generated Isotopic Concentrations for B&W 15x15 PWR Assembly*, DI#: BBA000000-01717-0200-00012 REV 01, CRWMS M&O.
- 5.44 *Engineered Barrier System Performance Requirements Systems Study Report*, DI#: BB0000000-01717-5705-00001 REV 02, CRWMS M&O.
- 5.45 Lamarsh, John. R., *Introduction to Nuclear Engineering - 2nd Edition*, Addison-Wesley Publishing Company, 1983.
- 5.46 Knief, R. A., *Nuclear Criticality Safety - Theory and Practice*, American Nuclear Society, La Grange Park, IL, 1993.
- 5.47. Parish, T. A., Chien, H. C., *Bounding Axial Profile Analysis for the Topical Report Database*, Texas A&M University, May 1997.
- 5.48 *Disposal Criticality Analysis Methodology Technical Report*, DI#: B00000000-01717-5705-00020 REV 00, CRWMS M&O.
- 5.51 *Criticality Safety for Handling, Storing, and Transporting LWR Fuel at Fuels and Materials Facilities*, Regulatory Guide 3.58, NRC, October 1986.
- 5.52 *TMI-2 Criticality Studies: Lower-Vessel Rubble and Analytical Benchmarking*, ORNL/CSD/TM-222, Oak Ridge National Laboratory, December 1985.
- 5.53 *Design Basis Cladding Analysis*, DI#: BBA000000-01717-0200-00054 REV 00, CRWMS M&O.
- 5.54 *Neutronic Evaluation of the Codisposal Canister in the Five-Pack DHLW Waste Package*, DI#: BBA000000-01717-0200-00052 REV 00, CRWMS M&O.
- 5.55 *User Manual for the CDB-Q*, DI#: A00000000-01717-2002-20003 REV 01, CRWMS M&O.
- 5.56 *User Manual for the CDB-F*, DI#: A00000000-01717-2002-20004 REV 01, CRWMS M&O.
- 5.57 *Electronic Media for BBA000000-01717-0200-00056 REV 00*, Colorado Trakker tape, RPC Batch Number MOY-970821-11, CRWMS M&O.

## 6. Use of Computer Software

### 6.1 Software Approved for QA Work

The calculation of  $k_{\text{eff}}$  of degraded internal WP configurations was performed with the MCNP4A computer code (CSCI: 30006; Ref. 5.12). MCNP4A calculates  $k_{\text{eff}}$  for a variety of geometric configurations with neutron cross sections for elements and isotopes described in the Evaluated Nuclear Data File version B-V (ENDF-B/V). MCNP4A is appropriate for the fuel geometries and materials required for these analyses. The calculations using the MCNP4A software were executed on a Hewlett-Packard 9000 Series 735 workstation. The software qualification of the MCNP4A software, including problems related to calculation of  $k_{\text{eff}}$  for fissile systems, is summarized in the Software Qualification Report for the Monte Carlo N-Particle code (Ref. 5.12). The MCNP4A evaluations performed for this design are fully within the range of the validation for the MCNP4A software used. Access to and use of the MCNP4A software for this analysis was granted by Software Configuration Management and performed in accordance with the QAP-SI series procedures. Inputs and outputs for the MCNP4A software are included as attachments as described in the following design analysis.

The calculation of the PWR spent fuel isotopics was performed with the SAS2H code sequence, which is a part of the SCALE 4.3 code system (CSCI: 30011 V4.3; Ref. 5.11). SAS2H is designed for spent fuel depletion calculations to determine spent fuel isotopic content, decay heat rates, and radiation source terms. Thus, SAS2H is appropriate for the generation of spent fuel isotopics for the calculations of this analysis. The calculations using the SAS2H software were executed on a Hewlett-Packard 9000 Series 735 workstation. The software qualification of the SAS2H software, including benchmark problems related to generation of isotope contents, is summarized in the Software Qualification Report for the SCALE Modular Code system (Ref. 5.11). The SAS2H evaluations performed for this design are fully within the range of the validation for the SAS2H software used. The associated 44-group cross section library was used for these calculations. Access to and use of the SAS2H software for this analysis was granted by Software Configuration Management and performed in accordance with the QAP-SI series procedures. Inputs and outputs for the SAS2H software are included as attachments as described in the following design analysis.

Information on the quantity of fuel with various cladding and spacer materials was obtained from two qualified programs from the Characteristics Data Base (CDB). These were the LWR Fuel Assemblies PC Database (CDB-F; CSCI: 20004 V 1.1) and the LWR Quantities PC Database (CDB-Q; CSCI: 20003 V 1.3). The CDB was installed on an IBM-compatible PC in accordance with the User Manual for the CDB-Q (Ref. 5.55), and for the CDB-F (Ref. 5.56) and was obtained in accordance with the QAP-SI series procedures. This software was appropriate for the application made in this analysis, was used only within its range of validation, and was obtained from the Software Configuration Management in accordance with appropriate procedures.

### 6.2 Software Routines

Microsoft Excel version 7.0, loaded on a 166MHz Pentium PC. This spreadsheet software package was used as computational support software for calculations performed throughout Section 7. The



location of the electronic copy of the BURNRICH.XLW spreadsheet containing all inputs and outputs is given in Section 9, and Attachment III provides a hard copy. All calculations performed in BURNRICH.XLW are described in Section 7 and/or Attachment III.

MathCad version 6.0+, loaded on a 166MHz Pentium PC. This software package was used as computational support software for calculations performed in Section 7.1. The location of the electronic copy of the BORIDE.MCD worksheet containing all inputs and outputs is given in Section 9, and a hard copy is provided in Attachment IV. All calculations performed in BORIDE.MCD are described in Section 7.

Binning of the waste stream data from assumption 4.3.13 was accomplished using a simple C program, BURNRICH.C, which calculates the  $k_{\infty}$  for each PWR assembly in the database using the equation in assumption 4.3.11, and bins them based on  $k_{\infty}$ , burnup, and initial enrichment. The BURNRICH.C code is simply an automation of a simple calculation and data manipulation task, which can easily be (and has been) checked by hand, and is therefore classified as computational support software which is not qualified under the M&O QAP-SI series procedures. The input file is discussed in assumption 4.3.13 and the resulting output file is BURNRICH.OUT. See Section 9 for the location of the output. The source code is provided in Attachment I. The BURNRICH.C code was compiled and executed on a 166MHz Pentium PC compatible with a DOS 6.2 operating system using Microsoft Visual C++ version 1.0.

Calculation of number densities for the principal isotopes were calculated from the SAS2H/ORIGEN-S summary files using a short BASIC code, AMIGO.BAS, which also automatically placed them into the appropriate spot in an MCNP input file template. The AMIGO.BAS code is simply an automation of a simple number density calculation and data manipulation task, which can easily be (and has been) checked by hand, and is therefore classified as computational support software which is not qualified under the M&O QAP-SI series procedures. The input consists of a SAS2H output summary file containing the gram concentrations per assembly for each of the principal isotopes, and one or more MCNP template files. The SAS2H summary file is produced from the SAS2H output file using the unix "awk" command on the HP9000 computer, and a short script, "getPT", which tells awk which lines of the output file to place in the summary file (see Attachment V). The template files are simply standard MCNP input with the mnemonics "FUELTOT" and "FUELNUM" in place of the cell card total number density and that material card for the fuel region. The AMIGO.BAS output is simply one or more MCNP input files. See Section 9 for the location of the awk script "getPT", the SAS2H summary files (\*.sum), the MCNP template files, and the resulting MCNP input files. The source code is provided in Attachment II. The AMIGO.BAS code was executed on a 166MHz Pentium PC compatible with a DOS 6.2 operating system using MS-DOS QBasic version 1.1

## 7. Design Analysis

This design analysis is presented in seven sections. Section 7.1 describes the progression of WP degradation and the range of configurations to be evaluated. Section 7.2 discusses the development of the PWR assembly isotopics to be used for this analysis. Section 7.3 discusses the evaluation of  $k_{\text{eff}}$  for partially degraded baskets. Section 7.4 discusses the evaluation of  $k_{\text{eff}}$  for fully degraded baskets with intact fuel assemblies. Section 7.5 discusses the evaluation of  $k_{\text{eff}}$  for fully degraded baskets with degraded assemblies. Section 7.6 develops  $k_{\text{eff}}$  regressions for the various degraded configurations evaluated in Sections 7.3 to 7.5. Finally, Section 7.7 discusses options for reducing  $k_{\text{eff}}$  for degraded configurations.

### 7.1 WP Degradation Scenarios

The purpose of this section is to summarize the range of PWR WP internal degraded configurations to be evaluated. In general, the degradation scenario evaluated here begins with breach of the WP, and proceeds through the following four phases: 1) degradation of the carbon steel (least corrosion resistant) basket components, 2) collapse of the basket structure following partial degradation of the borated stainless steel, 3) full basket degradation leaving only intact fuel and oxide corrosion products, and 4) degraded fuel and oxide corrosion products. The engineering analysis which supports this categorization, and the parameter ranges which characterize each phase is given in the following sub-sections.

The design basis WP system configuration for 100% coverage of the projected PWR waste stream is given in Reference 5.5, Table 8-1 (p. 30), and includes five different types of PWR WPs. These types are: a 21 PWR no absorber WP, a 21 PWR absorber plate WP, a 21 PWR absorber rod WP, a 12 PWR no absorber WP, and a long 12 PWR absorber plate WP for South Texas fuel. The basis for the conceptual binning of the PWR waste stream into the plate, rod, and no absorber baskets was as follows: fuel with  $k_{\infty} < 1.0$  was placed in a no absorber WP, fuel with  $1.00 \leq k_{\infty} < 1.13$  was placed in an absorber plate WP, and fuel with  $k_{\infty} \geq 1.13$  was placed in an absorber rod WP. The 1.13  $k_{\infty}$  limit for the absorber plate was chosen because it corresponded to a  $k_{\text{eff}}$  of 0.95 in early intact designs of the 21 PWR WP (Ref. 5.6, Vol. III, p. 5-5) using the old PWR criticality design basis fuel (bounded  $\approx 98\%$  of the PWR fuel). Since both the 21 and 12 PWR no absorber WPs are intended for assemblies which have a  $k_{\infty} < 1.0$ , they are not expected to be a criticality concern, and will not be evaluated in this analysis unless results for the more stressing WPs indicate otherwise. Therefore, this analysis will focus primarily on the 21 PWR absorber plate WP, with the expectation that this will also bound the 12 PWR absorber plate WP since previous analyses (Ref. 5.6, Vol. III, p. 6.3-157) have shown that it has a  $k_{\text{eff}}$  which is typically 3-4% lower than that of the 21 PWR WP in intact and collapsed conditions, with and without boron (while the South Texas WP was not evaluated, it is also expected to be lower). Analysis of the absorber rod WP, with a 16 rod zircaloy clad  $B_4C$  disposal control rod assembly (DCRA, Ref. 5.5, p. 6) in each fuel assembly, will also be performed for the worst degraded configuration identified in the analysis of the absorber plate WP.

### 7.1.1 Basket Degradation and Collapse

This section discusses the four primary basket components responsible for maintaining the initial configuration of the WP, and the anticipated changes in the WP configuration which will occur as a result of their degradation following WP breach. These are the side and corner guides, the neutron absorber plates, fuel cell tubes, and the fuel assemblies themselves. Prior to WP breach, the interior of the WP still contains its initial charge of He gas (Ref. 5.17, p. 129), and no degradation of the internal components would be expected. The inert environment is lost on first pit penetration of both WP barriers, which TSPA-95 (Ref. 5.33, Sect. 5) predicted would occur for a majority of WPs (typically 80% or more) within 2,000 to 10,000 years after emplacement under most of the 83 MTU/acre scenarios. However, those scenarios which considered that the remaining carbon steel could provide cathodic protection for the inner barrier showed much longer times to first pit penetration (in the 10,000 to 100,000 year time frame). The WP design goal for VA is that no more than 10 WPs fail before 3,000 years (see assumption 4.3.9).

The AUCF WP side and corner guides are fabricated from 10 mm thick carbon steel plates. Reference 5.36 indicates that the side guide will fail by bending at a thickness of 2.9 mm if there is no other material loading the basket (which would only be the case after the upper portion of the WP barriers have collapsed, allowing backfill and/or rockfall rubble to enter). Reference 5.36 estimated that this failure would occur within 60 to 340 years following WP breach for the 83 MTU/acre case without backfill using the TSPA-95 carbon steel corrosion model. Failure of the side guides will cause the bottom row of fuel assemblies to shift downward to touch the inside of the inner barrier. As the criticality control plate assemblies also rest on the top of the side guides, the entire basket structure should also shift downward. Since the corner guides are under less loading, their failure should occur shortly after failure of the side guides. Failure of the corner guides will result in the assemblies on the end of the second row from the bottom to shift downward to touch the inside of the inner barrier. The assemblies above them should remain in place until sufficient degradation of the neutron absorber plates which support them has occurred.

The fuel cell tubes are also fabricated from carbon steel and have a wall thickness of 5 mm. The tubes are expected to fully degrade before the failure of the side guides (because they are thinner) or the criticality control plates. In structural analysis of the criticality control plates, it was determined that the plates could maintain the basket and SNF assembly configuration without structural support from the tubes (Ref. 5.36). Failure of the tubes will, therefore, not cause collapse of the basket, so no specific structural analyses were performed for the tubes.

The AUCF WP neutron absorber plates are fabricated from 7 mm thick borated Neutronit A978 stainless steel plates. Reference 5.36 found that the horizontal absorber plates will bend once 2.5 mm of thinning has occurred, and the vertical plates will buckle after 5.36 mm of material is removed. Using the stainless steel general corrosion rates discussed in Section 4.1.4 (see assumption 4.3.14), and the factor of 4 increase for the borated stainless steel corrosion rate also discussed in Section 4.1.4, yields a preliminary estimate that it will take  $\approx 3,100$  years following breach of the WP for general corrosion of both sides of the neutron absorber plates at the nominal rate (with a high/low range of 310 to 15,600 years) to remove the 2.5 mm of material that would be required for bending to occur. It was estimated to take  $\approx 6,700$  years (with a range of 670 to 33,000 years) to remove the

5.36 mm of material that would be required for buckling of the vertical plates. Considering that localized corrosion (pitting, crevice, etc.) is the predominant mechanism for corrosion of stainless steels resulting in faster localized perforation of the material, and that the egg-crate basket structure provides a large number of crevices, the above structural failure times calculated using general corrosion rates should be considered an upper bound. Regardless of the actual failure time, bending will likely occur first at the ends of horizontal long criticality plates, causing the assemblies in the two side columns to drop down. Final collapse of the basket will occur due to bending of the horizontal plates supporting the assemblies (which would be expected to occur at a time later than the bending of the ends because the plates are supported on two sides). Final collapse will leave the center three columns of fuel assemblies resting on the bottom of the inner barrier.

The corrosion products from the degradation of the carbon and stainless steel basket components occupy almost twice the volume of the original components, and are fairly insoluble, and thus need to be considered in degraded criticality analyses because they remain within the WP. Using the volumes of the tubes and the guides/supports (Ref. 5.15, Att. VI), the density of A516 carbon steel, and the weight fraction of iron in carbon steel, the total mass of iron in the WP from these components is 5,430 kg (3,431 kg from the tubes and 1,999 kg from the guides/supports). The borated stainless steel will supply another 1,138 kg of iron when it is fully degraded. The most thermodynamically stable iron oxide for the water temperature and pH range of concern is hematite,  $\text{Fe}_2\text{O}_3$ . While the hydrated oxide form,  $\text{FeOOH}$ , is also possible, it will essentially be equivalent to the water/ $\text{Fe}_2\text{O}_3$  mixtures already considered for this analysis. By dividing by the atomic weight of iron, adding three moles of oxygen for every two of iron, and multiplying by the molecular weight of  $\text{Fe}_2\text{O}_3$ , it is found that a total of 7,762 kg of iron oxide will be produced from degradation of the carbon steel components (4,905 kg from tubes and 2,857 kg from guides/supports), and 1,626 kg from degradation of the borated stainless steel, for a total of 9,389 kg of  $\text{Fe}_2\text{O}_3$  in the WP. These calculations are performed in the VOLMASS sheet of the attached Excel 7.0 worksheet, BURNRICH.XLW (see Section 9.0 and Attachment III).

A possible mechanism for removing this iron oxide from the WP is by dissolution in the incoming water. The solubility of iron in J-13 well water for various pH and oxidizing/reducing conditions was investigated in Attachment IV of Reference 5.37. Under oxidizing conditions, the solubility of iron was  $3.45 \times 10^{-10}$  molar for neutral J-13, and  $2.47 \times 10^{-4}$  molar for acidic J-13. Attachment VI of Reference 5.37 demonstrated that even the small amount of heat produced by the low burnup fuel (20 GWd/MTU evaluated) that is of concern for postclosure criticality is sufficient to drive a small amount of natural circulation and maintain an oxygenated environment in a flooded WP. Therefore, the solubilities for oxidizing conditions will be used for this analysis. The amount of oxide removal by flushing of a flooded WP breached only on the upper surface can be estimated using the average flow rate of  $1.48 \text{ m}^3/\text{yr}$  onto a WP (which can be calculated from the flow rates and frequencies of occurrence given in assumption 4.3.7), conservatively assuming that all of the water enters the package, and using the high exchange efficiency (representing the process of exchanging iron saturated water from inside the WP with fresh water from outside) of 10% (see assumption 4.3.12). This yields a 0% to 3% iron removal over a 100,000 year period, with a maximum of 7.5% removal if the average 2.5 times increase in flow to account for spatial variabilities in the infiltration flux is considered. These calculations are performed in the VOLMASS sheet of the attached Excel 7.0 worksheet, BURNRICH.XLW (see Section 9.0 and Attachment III).

Finally, there are several possible variations for the distribution of the oxide corrosion products within the WP. At the extremes are uniform distribution of the oxide in the WP void space, and settling of the oxide to the bottom of the WP, or to the bottom of a fuel assembly before all of the stainless steel plate has corroded. Using the theoretical density of  $\text{Fe}_2\text{O}_3$  (see Section 4.1.3), and the total volume contained within the inner barrier minus that occupied by the fuel assemblies (see Sections 4.1.1 and 4.1.2), indicates that a uniform distribution will have the WP void space filled with homogenous mixture of a maximum 33 vol%  $\text{Fe}_2\text{O}_3$  (all of the basket oxides) with the remainder as water to simulate a flooded WP. The potential removal of 7.5% of the iron by exchange flow represents a loss of  $\approx 3$  vol% of iron oxide. If the oxide settles to the bottom of a fuel cell, or later the WP, the physical geometry of packed solids will result in a density that is less than theoretical. For example, the percent solid content noted in for a tight packing of sand (Ref. 5.38, p. 17) is 58%. The porosity (the complement of the solids content) of tightly packed carbon steel tubesheet corrosion products that led to the denting of steam generator tubes at two Westinghouse plants was found to be between 7 and 25% (Ref. 5.39, p. 10). Since the oxides in the tubesheet were compressed to the point of denting the tube, and no such restriction of the oxides in the WP is expected, the tight packing of sand will be taken to be representative of that of iron oxide scale that has settled. At 58% dense packing, if all of the oxides settle to the bottom, they will completely cover the bottom three rows of assemblies, and cover 59% of the fourth row (53% or 8 rows of a B&W assembly has been used for this analysis). These calculations are performed in the VOLMASS sheet of the attached Excel 7.0 worksheet, BURNRICH.XLW (see Section 9.0 and Attachment III).

Both the uniform and completely settled extremes are expected to be conservative compared to a more likely semi-uniform distribution of oxide flakes and particles among and around the fuel assemblies. This statement is based on the fact that 70% of the  $\text{Fe}_2\text{O}_3$  comes from degradation of the carbon steel tubes and borated stainless steel plates, and will already be intimately mixed with the assemblies. If only the oxide from the carbon steel tubes and borated stainless is considered, it will take up 40% of the assembly void space at theoretical density. At a 58% dense packing it will take up 70% of the void space, which is equivalent to covering 10 rows of fuel rods when settled to the bottom of the assembly. If only the oxide from the carbon steel is considered, it will occupy 30% of the assembly void space at theoretical density, or cover 8 rows of rods when settled with a 58% dense packing. These calculations are performed in the VOLMASS sheet of the attached Excel 7.0 worksheet, BURNRICH.XLW (see Section 9.0 and Attachment III).


Reference 5.36 also evaluated possible mechanisms for denting or crushing zircaloy clad Westinghouse 17x17 fuel assemblies such that they no longer provide an optimum geometry for criticality. It was concluded that denting of the fuel rods is not likely to occur because there is sufficient void space for expansion of the corroding basket materials, thus preventing them from causing any load on the fuel assemblies. Preliminary structural analyses were also performed which determined that the bottom-most fuel assemblies would be capable of supporting the static load from the entire degraded basket structure, and all fuel assemblies above them, without being crushed. Based on this information, the assumption of intact fuel assemblies for criticality analyses is appropriate and conservative until significant corrosion of the fuel rods and spacer grids has occurred, or other dynamic loads are applied. Further discussion on fuel assembly degradation is provided in Section 7.1.3.

Based on the above discussion, Figure 7.1.1-1 summarizes the initial and degraded waste package internal configurations. The configurations which will be evaluated in this analysis are represented by the final two pictures in Figure 7.1.1-1. The intermediate configurations still retain the majority of the borated stainless steel, and the fully collapsed basket configuration has been previously shown to be more reactive than the intact basket configuration, with or without the boron (Ref. 5.6, Vol. III, p. 6.3-139). Furthermore, reduced moderator density has already been shown to be less reactive (Ref. 5.6, Vol. III, p. 6.3-139) and thus will not be considered in this analysis. Similarly, all configurations are assumed to be in a WP filled with water (see assumption 4.3.5) unless otherwise noted (the effects of water level will be evaluated). The probability of obtaining and maintaining a flooded condition in a WP will be the subject of a future analysis. Finally, it should be noted that while Figure 7.1.1-1 (and the subsequent MCNP models in Sections 7.3 through 7.5) shows the WP oriented such that the basket grid is perpendicular/parallel to the direction of gravity, the results are not expected to be affected by other orientations. In the uniform oxide cases, orientation with respect to gravity does not affect the distribution of the oxide, and in the settled cases, it will not alter the fraction of assemblies covered by oxide (as represented by rows of rods or assemblies covered).

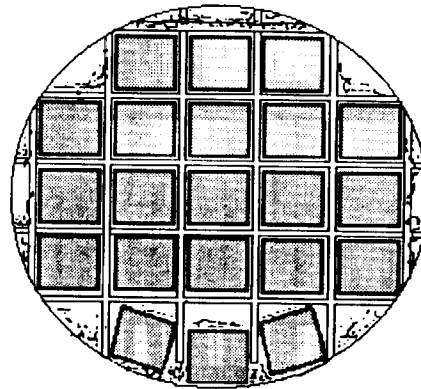
The specific configurations evaluated in this analysis for intact assemblies will be as follows:

- 1) Collapsed Basket with Partial Thickness Borated Stainless Steel (B-SS) Remaining
  - a) Uniformly distributed oxide occupying 30-40 vol% of the assembly void space (30% = carbon steel tube degradation only, 40% = carbon steel tube and all B-SS degradation), depending on the amount of B-SS plate remaining, with the remainder as water, and
  - b) Settled oxide covering the bottom 8 to 10 rows of an assembly (8 rows = carbon steel tube degradation only, 10 rows = carbon steel tube and all B-SS degradation), depending on the amount of B-SS plate remaining. The oxide occupies 58% of the covered void, with the remainder being water.
- 2) Completely Degraded/Oxidized Basket
  - a) Uniformly distributed oxide occupying 30, 33, or 40 vol% of the WP void space (33% base vol%, with 30 vol% evaluated to consider 3 vol% loss due to flushing, and 40 vol% evaluated to consider concentration of most oxides in fuel region), and
  - b) Settled oxide covering the bottom 3, 3.5, 4, and 4.5 rows of assemblies (3.5 is base case). The oxide occupies 58% of the covered void, with the remainder being water.

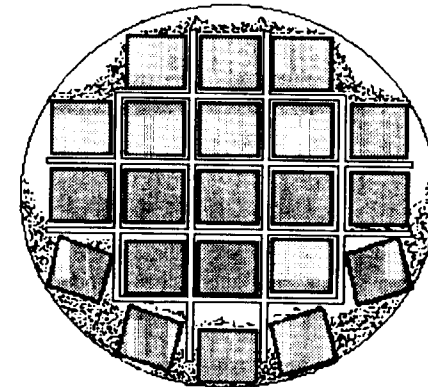
The amount of boron potentially remaining in the WP following the degradation of the borated stainless steel will be discussed in Section 7.1.2.



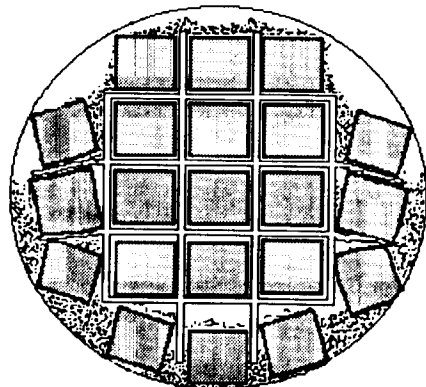
**Initial Configuration**



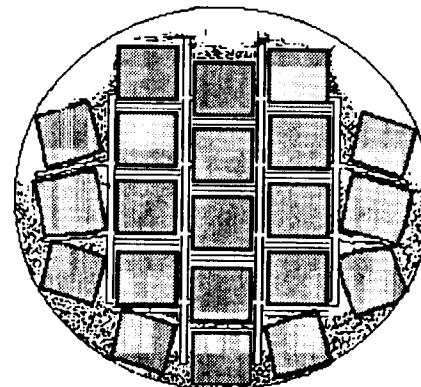
**Side Guide Failure**



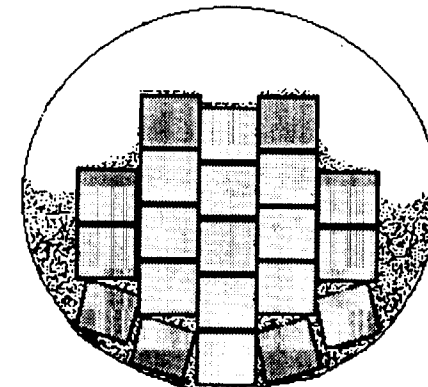
**Corner Guide Failure**



**Long Criticality Control Plates  
Bend at Ends**



**Fully Collapsed Basket with  
Partial Criticality Control Plate  
Degradation**



**Fully Degraded Basket**

**Figure 7.1.1-1. Illustration of Degraded 21 PWR WP Internal Configurations with Intact Fuel**

### 7.1.2 Neutron Absorber Loss

As discussed above in Section 7.1.1, the degradation and collapse of the basket will leave behind a significant amount of insoluble iron oxide corrosion products. In addition, the boron in borated stainless steel is in the form of insoluble, elongated metal boride particles ( $M_2B$ ), with over half of the metal part being chromium, nearly half iron, and a small amount nickel and possibly molybdenum (Ref. 5.40, Att. VII, p. 23). Preliminary electrochemical measurements indicate that the Neutronit A978 austenitic stainless steel matrix is noble with respect to the metal boride. Therefore, the release of the borides from the stainless steel matrix will be controlled by the corrosion of the matrix. Since general corrosion rate measurements for stainless steels typically represent weight loss due to localized corrosion (Ref. 5.34, p. 360), rather than uniform thinning, they are not generally useful for measuring times to penetration or structural failure of stainless steel components. However, in this case it is appropriate to use general corrosion rates as only the total mass of matrix material lost is of concern. Based on the 304/316 stainless steel general corrosion rates, and the factor of 4 increase for borated stainless steel, discussed in Section 4.1.4, it is estimated that it will take 8,750 years following WP breach to fully degrade the 7 mm thick borated stainless steel plates from both sides (with a range of 875 to 43,750 years).

Even if the boride particles have a very small corrosion rate, they will still degrade relatively quickly to highly soluble orthoboric acid or borates once they have been released from the matrix (Ref. 5.40, Att. VII, p. 23) due to their small size. Reference 5.32 (Table 2) examined the surface area of boride particles in 304B5B and 304B7B stainless steel. The boride particles in the 304B5B were found to have an average surface area of  $24.13 \mu\text{m}^2$  and a maximum surface area of  $456 \mu\text{m}^2$ . The boride particles in the 304B7B were found to have an average surface area of  $32.82 \mu\text{m}^2$  and a maximum surface area of  $597 \mu\text{m}^2$ . The average and maximum surface areas for boride particles in a B6B stainless steel can then be estimated by interpolating between the B5B and B7B areas to be  $28.48 \mu\text{m}^2$  and  $526.5 \mu\text{m}^2$ , respectively. Using a corrosion rate of  $0.01 \mu\text{m}/\text{yr}$  (just below the low end of the stainless steel bulk corrosion rate), and treating the boride particles as spheres, indicates that only 110 years for the average particle size and 475 years for the maximum particle size are required to degrade  $\approx 98\%$  of the particle. These calculations are performed in the Mathcad+ 6.0 worksheet, BORIDE.MCD (see Section 9.0 and Attachment IV).

However, previous studies have found that adsorption of boron onto  $\text{Fe}_2\text{O}_3$  occurs at the rate of approximately one mole of boron to 3,000 - 12,000 moles of  $\text{Fe}_2\text{O}_3$  ( $2 - 0.5 \text{ mmols}/\text{kg}$ ) in the pH range of 5 to 10 (Ref. 5.41, p. 1377). At the peak adsorption rate, the 9,389 kg of  $\text{Fe}_2\text{O}_3$  produced by degradation of all carbon and stainless steel basket components will adsorb 203 g of boron. This amounts to 0.67% of the original boron in the borated stainless steel. The effects of this potential mechanism for boron retention on degraded WP  $k_{\text{eff}}$  will also be evaluated in this analysis. These calculations are performed in the VOLMASS sheet of the attached Excel 7.0 worksheet, BURNRICH.XLW (see Section 9.0 and Attachment III).



### 7.1.3 Fuel Assembly Degradation

As discussed above in Section 7.1.1, structural calculations have shown that a zircaloy clad Westinghouse 17x17 assembly on the bottom of the WP would be capable of supporting the entire static load of the basket corrosion products and all assemblies above it. Reference 5.53 (Sect. 7.8) has performed further structural analysis to demonstrate that other vendor's assemblies are at least as robust as the Westinghouse 17x17 assembly, and that the top assembly can support the load of 2.5 m of tuff rubble. Significant losses of assembly structural integrity due to corrosion would not be expected due to the high corrosion resistance of zircaloy. Reference 5.53 (p. 40), indicates that at the below-boiling temperatures that would be expected in the time frames considered for WP breach, studies have found no localized corrosion in aqueous environments across a pH range of 1 to 12, and in the presence of a variety of ions including lithium, sodium, potassium, ammonium, nitrate, sulfate, chloride, and fluoride. At general corrosion rates, the zircaloy components of the fuel assembly would be expected to last much longer than any other internal components of the WP. However assembly degradation is still credible, as not all assemblies have cladding and/or spacer grids that are fabricated from highly corrosion resistant zircaloy, and, due to the potential for rockfall, some assemblies may be exposed to dynamic loads.

Based on information in Reference 5.53 (p. 26) there are 1846 PWR assemblies with stainless steel cladding, which represents approximately 1.85% of the total PWR population. Almost all of this cladding is fabricated from Type 304 stainless steel, with thicknesses ranging from 419 to 724  $\mu\text{m}$ . Based on the 304 stainless steel corrosion rates discussed in Section 4.1.3, general corrosion would require 4,190 to 7,240 years (with a range of 419 to 36,200 years) to completely corrode this cladding. This failure time is longer than that required for basket collapse, but shorter than that required for complete degradation of the neutron absorber plates. In addition, information in the CDB (see Section 6.1) indicates that there have been 22,536 PWR ( $\approx 22.6\%$ ) assemblies discharged with in-core spacer grids fabricated from Inconel 718, which is less corrosion resistant than zircaloy but more corrosion resistant than stainless steel. This will lead to collapse of the fuel assembly structure and consolidation of the fuel rods for these assemblies at some time following full degradation of the WP basket structure. Finally, while the zircaloy fuel rods are relatively robust under static loads, they are not capable of withstanding significant dynamic loads. For example, 100 kg rock falling 2 m will have sufficient energy to break some of the rods on the top row of fuel assemblies (Ref. 5.23, p. 47).

Based on the above information, the following geometries involving full degradation of the basket structure and various degrees of rod consolidation will be evaluated for the limiting fuels:

- 1) Various amounts of assembly crushing (i.e., reduced fuel rod pitch) in the vertical direction, and both the vertical and horizontal directions for the fully degraded basket, and
- 2) Fuel rods piled at the bottom of the fully degraded basket WP (simulates complete spacer grid degradation),

## 7.2 Development of PWR Assembly Isotopics

The purpose of this section is to define the different fuel isotopic sets which will be used in the criticality analysis of degraded WP configurations. The 21 PWR absorber plate WP is currently planned to be used for fuel assemblies with  $k_{\infty}$  between 1.0 and 1.13 (Ref. 5.5, p. 30). For this analysis it is conservatively assumed that all incoming assemblies have an age of 10 years (see assumption 4.3.13). Based on the database of historical and projected waste streams (see Ref. 5.42 and assumption 4.3.13), and a non-linear regression developed by Oak Ridge National Laboratory (see assumption 4.3.11) to estimate  $k_{\infty}$  as a function of assembly burnup, enrichment, and age, it is projected that there are 99,608 PWR assemblies within this range. Figure 7.2-1 below shows how this population of assemblies will be distributed over the above  $k_{\infty}$  range at an age of 10 years. Figure 7.2-2 shows the distribution of assemblies for  $k_{\infty} \geq 1.13$ , which would be loaded into the 21 PWR absorber rod WP under the current loading scheme (Ref. 5.5, p. 30). This binning was accomplished using a simple C program (BURNRICH.C with output BURNRICH.OUT; see Section 9.0), which calculates the  $k_{\infty}$  for each PWR assembly in the database using the equation in assumption 4.3.11.

Based on Figure 7.2-1,  $k_{\infty}$  values of 1.13, 1.10, 1.08, 1.06, and 1.04 will bound 100%, 96.78%, 91.92%, 82.99%, and 62.23% of the population of PWR assemblies intended for the 21 PWR absorber plate WP, respectively. The code also bins assemblies by burnup and initial enrichment within each  $k_{\infty}$  group. Figures 7.2-3 to 7.2-7 show the distribution of assembly burnup in the  $k_{\infty}$  groups just below the bounding  $k_{\infty}$  values discussed above. For each of the bounding  $k_{\infty}$  values discussed above, lower bound, median, and upper bound burnups have been selected from these distributions (for the 1.04 and 1.06  $k_{\infty}$  values, only the median and upper bound burnups were evaluated as results from evaluations of higher  $k_{\infty}$  values indicated that these would bound the low burnups). For each  $k_{\infty}$  /burnup (hereafter referred to as " $k_{\infty}$  bins" such as 1.13h, 1.13m, 1.13l, etc.), an initial enrichment was selected such that the ORNL regression (assumption 4.3.11) would give a  $k_{\infty}$  approximately equal to that of the  $k_{\infty}$  bin. The match is approximate so that the resulting burnup/enrichment pairs remained within the bounds of the burnup/enrichment distribution for that bin, as given in the BURNRICH.OUT file. The burnup/enrichment pairs for each  $k_{\infty}$  bin are given in Table 7.2-1. For the absorber rod WP, two burnup/enrichment pairs representing the high end of the  $k_{\infty}$  range shown in Figure 7.2-2 were selected (designated as "cr" bins) in the same manner as the other bins, and are also given in Table 7.2-1. Figures 7.2-1 to 7.2-7 were generated from the BURNRICH.OUT file using the graphing capability of Excel 7.0.

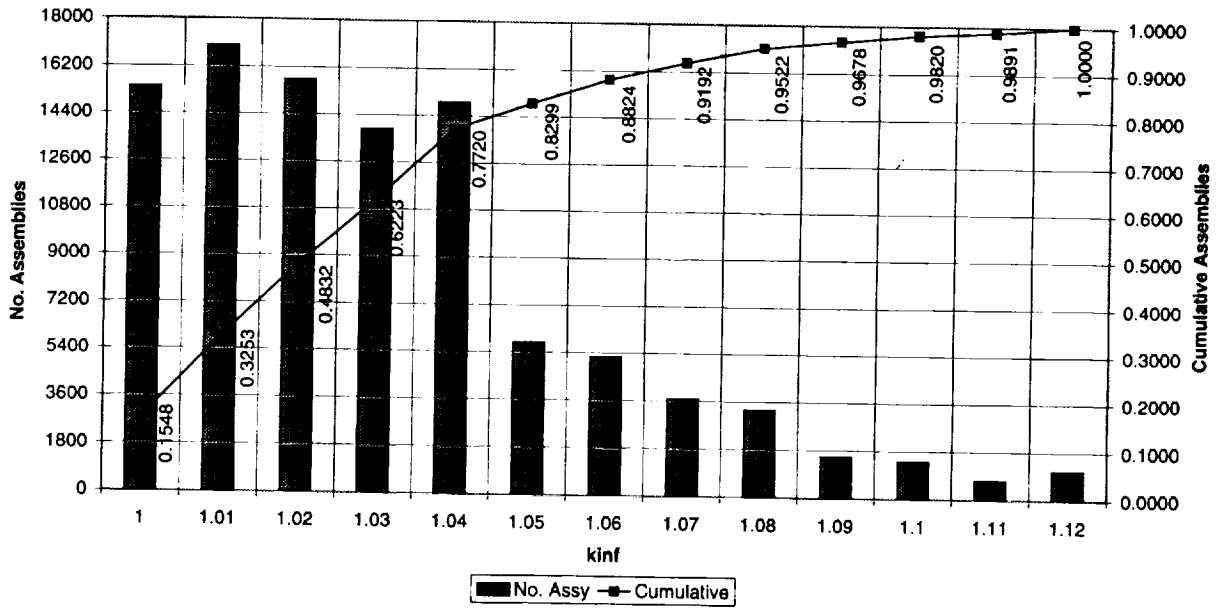


Figure 7.2-1. Distribution of assembly  $k_{inf}$  for fuel in a 21 PWR absorber plate WP ( $k_{inf}$  shown represents lower end of the bin)

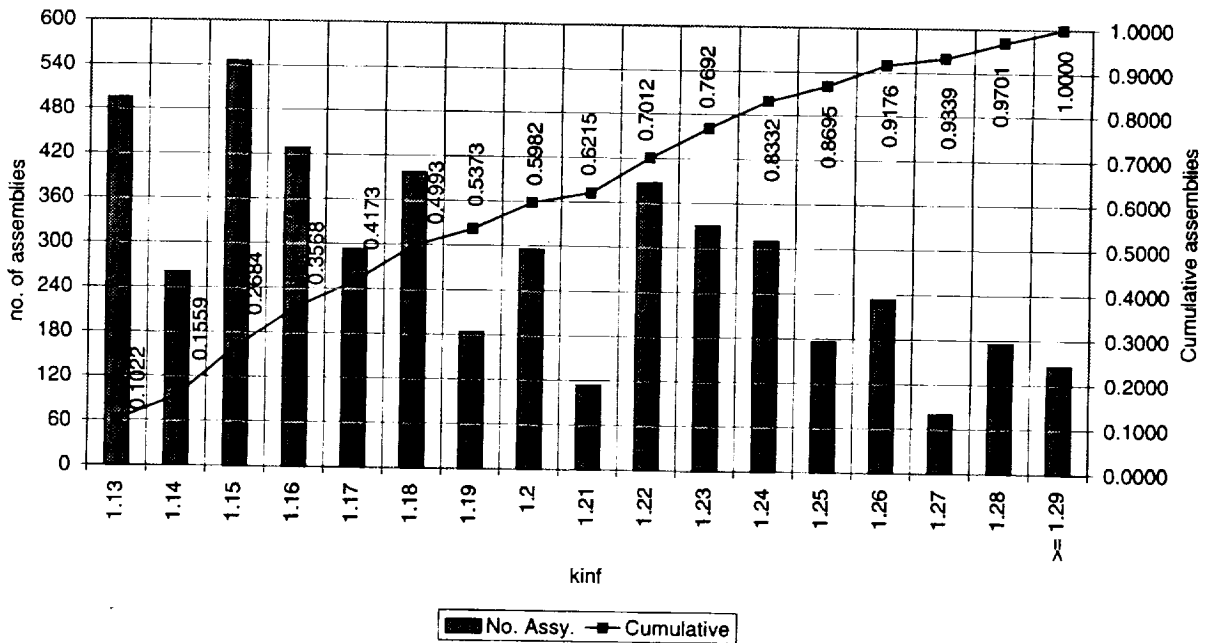


Figure 7.2-2. Distribution of assembly  $k_{inf}$  for fuel in a 21 PWR absorber rod WP ( $k_{inf}$  shown represents lower end of the bin)

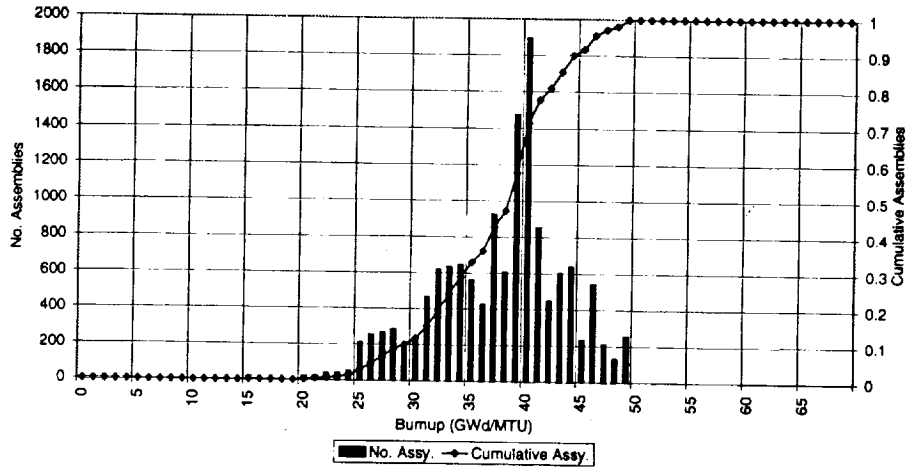


Figure 7.2-3. Distribution of burnup for assemblies with 10 year  $k_{\infty}$  between 1.03 and 1.04

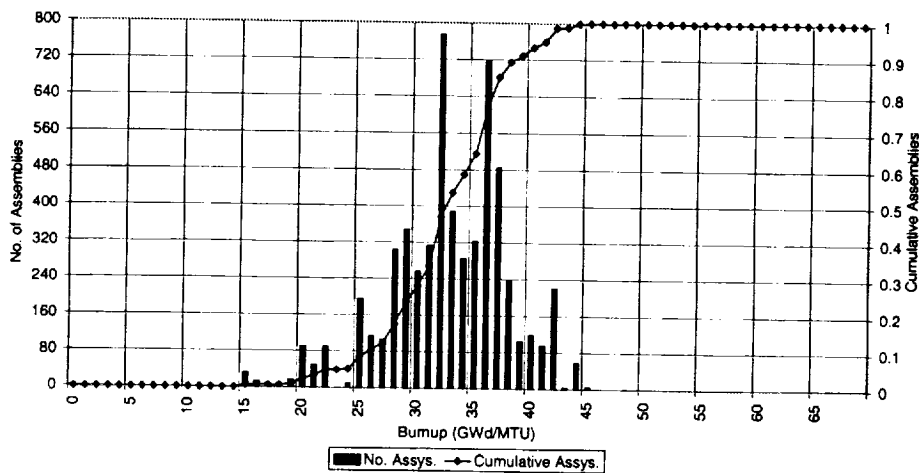


Figure 7.2-4. Distribution of burnup for assemblies with 10 year  $k_{\infty}$  between 1.05 and 1.06

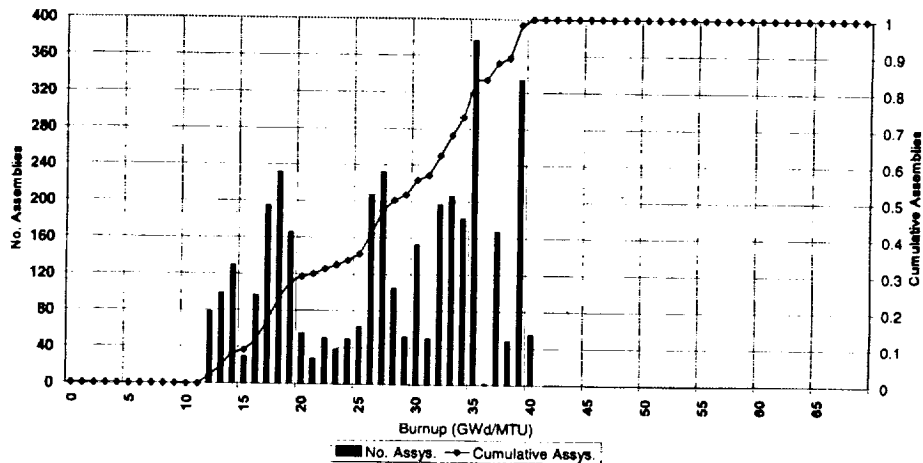


Figure 7.2-5. Distribution of burnup for assemblies with 10 year  $k_{\infty}$  between 1.07 and 1.08

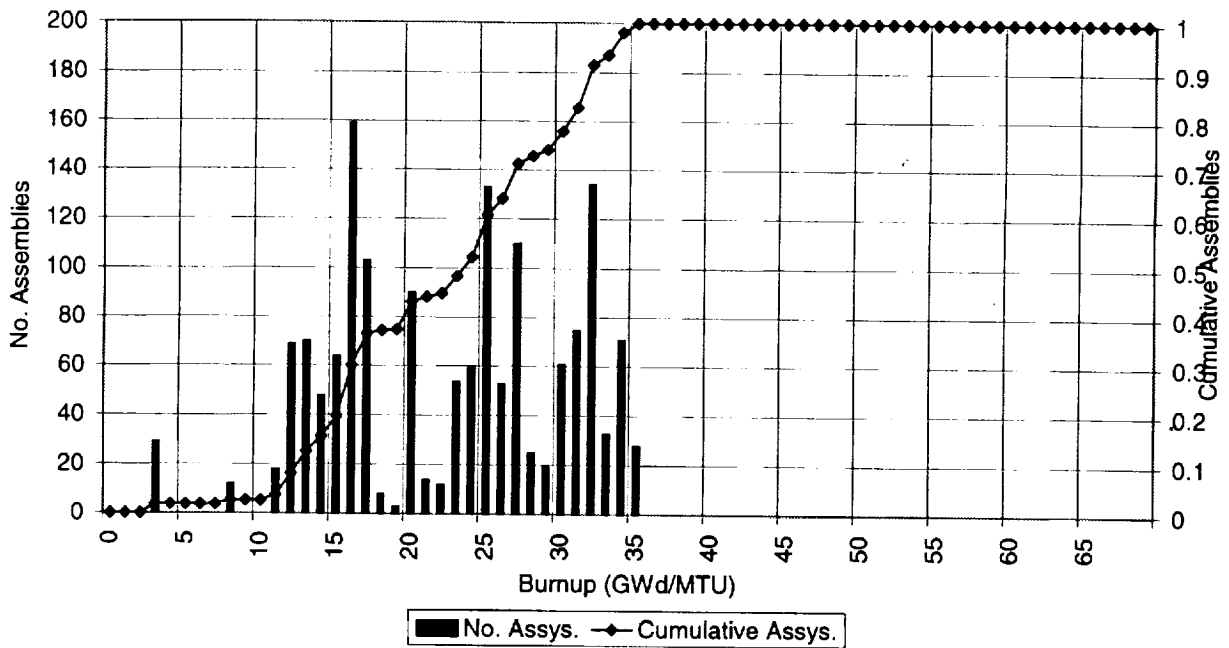


Figure 7.2-6. Distribution of burnup for assemblies with 10 year  $k_{\infty}$  between 1.09 and 1.10

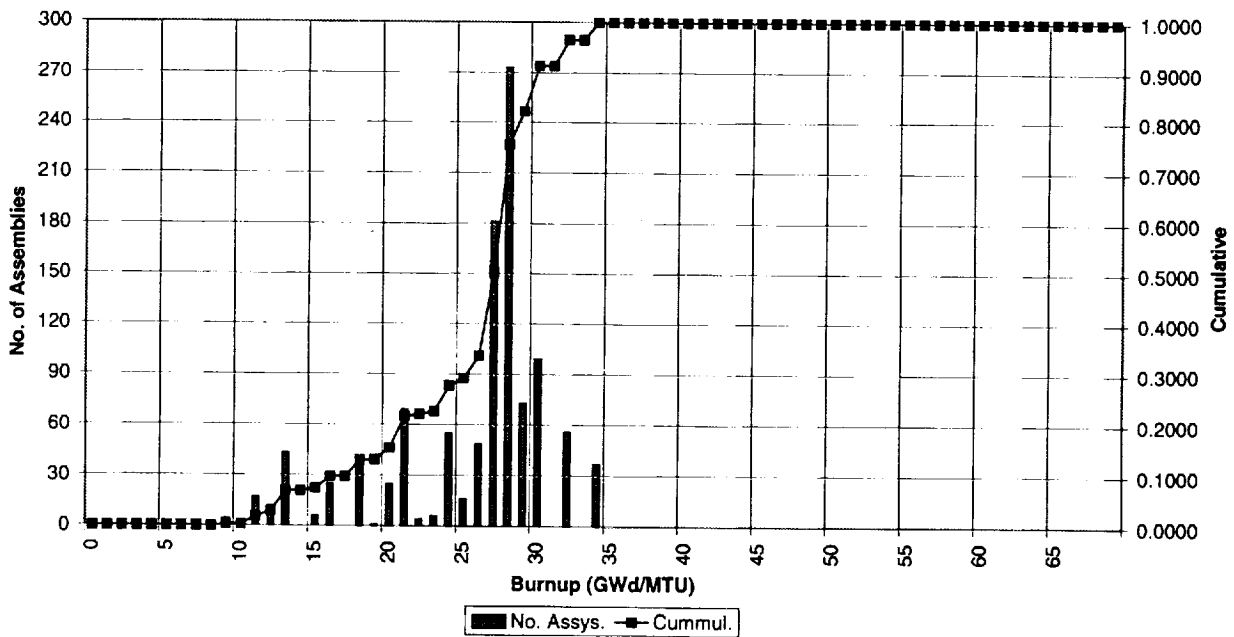


Figure 7.2-7. Distribution of burnup for assemblies with 10 year  $k_{\infty}$  between 1.12 and 1.13

Table 7.2-1. Summary of  $k_{\infty}$  Bin Burnup/Enrichment Pairs and Associated SAS2H Input Data

Bin Name	10 yr $k_{\infty}$ per assumption 4.3.11	Burnup Coverage for $k_{\infty}$ group	Burnup (GWd/MTU)	U235 weight%	U234 weight%	U236 weight%	U238 weight%	EFPD at 7.25 MW/assy	SAS2H file name
1.13-l	1.128	0.4%	9	1.7	0.0137	0.0078	98.2784	576	e17b9
1.13-m	1.127	50.5%	27	3.9	0.0338	0.0179	96.0483	1728	e39b27
1.13-h	1.123	100.0%	34	4.9	0.0433	0.0225	95.0342	2176	e49b34
1.10-l	1.103	1.9%	3	0.8	0.0061	0.0037	99.1902	192	ep8b3
1.10-m	1.098	50.0%	23.5	3	0.0254	0.0138	96.9608	1504	e3b235
1.10-h	1.099	100.00%	35	4.5	0.0395	0.0207	95.4398	2240	e45b35
1.08-l	1.080	2.1%	12	1.5	0.0120	0.0069	98.4811	768	e15b12
1.08-m	1.079	50.4%	28	3.25	0.0277	0.0150	96.7073	1792	e325b28
1.08-h	1.076	98.5%	39	4.6	0.0404	0.0212	95.3384	2496	e46b39
1.06-m	1.062	50.0%	32.5	3.5	0.0300	0.0161	96.4539	2080	e35b325
1.06-h	1.059	99.90%	44	4.9	0.0433	0.0225	95.0342	2816	e49b44
1.04-m	1.042	50.0%	38.5	3.85	0.0333	0.0177	96.0990	2464	e385b385
1.04-h	1.037	98.2%	48	4.9	0.0433	0.0225	95.0342	3072	e49b48
cr-1	1.383	n/a	3	4.3	0.0376	0.0198	95.6427	192	e43b3
cr-2	1.296	n/a	13	4.7	0.0414	0.0216	95.2370	832	e47b13

The majority of the input parameters in the SAS2H input files used to perform the depletion and decay are identical to those defined in Reference 5.43 and their development will not be repeated here (see assumption 4.3.6). Only the basis for those parameters which differ from those in the Reference 5.43 input file will be provided in this section. The isotopic distribution of uranium used in Block 4 of the input is determined by the given initial enrichment and the following empirical relationship (Ref. 5.43, p. 14):

$$\begin{aligned}
 \text{wt}\%_{234} &= 0.007731(\text{wt}\%_{235})^{1.0837}, \\
 \text{wt}\%_{236} &= 0.0046(\text{wt}\%_{235}), \\
 \text{wt}\%_{238} &= 100\% - \text{wt}\%_{234} - \text{wt}\%_{235} - \text{wt}\%_{236}.
 \end{aligned}$$

The effective full power days (EFPD) for each desired burnup is calculated as follows:

$$\text{EFPD} = (\text{Burnup in GWd/MTU} * 1,000 \text{ MWd/GWd} * 0.464 \text{ MTU/assy}) \div 7.25 \text{ MW/assy}.$$

Since SCALE 4.3 does not have a predefined mixture for Zircaloy-4, this material was entered as an arbitrary material for zone 2 (the cladding). The density for Zircaloy-4 was taken to be 6.56 g/cm<sup>3</sup> (Ref 5.19, p. I-16). The material composition used for Zircaloy-4 is that given on page I-16 of Ref. 5.19, and is given in Table 4.1-4.

The decay out to 1 million years was run as a separate case from the SAS2H burnup calculation. The decay case is a stand-alone ORIGEN-S problem which utilizes the output from SAS2H and decays

to a number of specified times. However, both sequences were run using a single input file for each case as identified in Table 7.2-1, and a sample is provided in Attachment VI. The input files are echoed in the output files, which have an "output" extension. At the end of each SAS2H run, the gram concentrations for the principal isotopes were copied from the SAS2H output into a summary file (\*.SUM) using the unix "awk" command and a short "getPT" script (see Attachment V). See Section 9 for information on the input, output files, and summary files, and the "getPT" awk script.

The grams/assembly output per time step was used to calculate the number density of each principal isotope (see assumption 4.3.1). The burnup/enrichment pair number densities for the principal isotopes were calculated from the SAS2H summary files using a short BASIC code, AMIGO.BAS, which also automatically placed them into the appropriate spot in an MCNP input file template (see Section 9.0 for the source code). The AMIGO number density calculations are performed using the following equation (Ref. 5.45, p. 35):

$$N_i = \frac{m_i \rho N_A}{m M_i}$$

where:  $\rho$  is the physical density of the  $\text{UO}_2$  in  $\text{g/cm}^3$ ,  
 $N_A$  is Avogadro's Number -  $0.602252 \times 10^{24}$  atoms/mole,  
 $M_i$  is the gram atomic weight of isotope  $i$ ,  
 $m_i$  is the gram concentration per assembly of isotope  $i$ , and  
 $m$  is the total mass of  $\text{UO}_2$  per assembly in grams.

The units of the resulting number density is in atoms/cm<sup>3</sup>. The required units for subsequent use are atoms/b-cm where 1 barn equals  $10^{-24}$  cm<sup>2</sup>. The calculation in AMIGO drops the  $10^{24}$  from Avogadro's Number to account for the conversion. As a conservatism in the criticality calculations which will use these number densities, the values are adjusted up to a 96% theoretical  $\text{UO}_2$  density (actual pellet is 95%; see Section 4.1.1). Since the number density of oxygen does not change with time, a value of  $4.6947 \times 10^{-2}$  atoms/b-cm was used for all cases (Ref. 5.43, p. 24). AMIGO number density calculations for the 1.13-m fuel were independently checked for accuracy in the NUMDEN sheet of the Excel 7.0 worksheet, BURNRICH.XLW.

AMIGO creates MCNP inputs by searching the lines of a user supplied template for the mnemonics "FUELTOT" and "FUELNUM". When found in the template file, FUELTOT is replaced with the total number density for the fuel region, and FUELNUM is replaced with the MCNP ID#s and number densities of the principal isotopes. An input file is created for each decay time available from the SAS2H summary file that is within the user specified range.

### 7.3 Analysis of Partially Degraded Basket Configurations with Intact Fuel

The purpose of this section is to describe the MCNP cases needed to fully characterize the possible partially degraded basket configurations. Both the uniformly distributed oxide and the settled oxide configurations were evaluated for 7 plate thicknesses. While Table 4.1-2 indicates that 7 mm is the design thickness of the criticality control plates, a 10 mm thickness was also evaluated in the event that the thickness was increased at some future point in the design process. For the uniformly distributed configurations, iron oxide concentrations of 30 vol%, 35 vol%, and 40 vol% were evaluated for the low, median, and high burnup coverage for the 1.13 bin and the median and high burnup coverage for the 1.10 bin. In some cases 0 vol% iron oxide was also evaluated for the purpose of determining the total worth of the other oxide concentrations (0 vol% is not considered a realistic scenario as discussed in Section 7.1). For the settled scenarios, 58 vol% iron oxide fully covering the bottom 8, 9, and 10 rows of fuel rods in an assembly were evaluated for the low, median, and high burnup coverage for the 1.13 bin and the median and high burnup coverage for the 1.10 bin. For most cases, each burnup/enrichment pair was only evaluated for the 14,000 year decay time, as this has been the time of peak postclosure  $k_{\text{eff}}$  in previous analyses of a collapsed basket with some boron remaining (Ref. 5.6, Vol. III, p. 6.3-142). However, time effects have been evaluated for 7 mm, 2.5 mm, and 0.1 mm plate thicknesses.

The degraded 21 PWR absorber plate WP was modeled in MCNP by explicitly modeling  $\frac{1}{4}$  of the package and then using two reflective planes to represent the entire package. The composition and dimensions of the containment barriers are modeled explicitly using the information in Sections 4.1.2 and 4.1.3. The details of the outer barrier's skirt were not modeled in detail, since the skirt would not affect the criticality results appreciably (less than the standard deviation in the Monte Carlo method). The fuel assemblies are modeled as part of a lattice array, with the lattice positioned such that it represents a basket structure which has uniformly collapsed towards the bottom of the WP. The assemblies were not modeled as resting on the bottom of the WP because some oxide from corrosion of the side guides may be there to support them, and the approximate cylindrical geometry is more reactive than that which would occur if all assemblies were touching the bottom. Each fuel assembly is treated as a heterogeneous system with the fuel rods, control rod guide tubes, and instrument guide tubes modeled explicitly using the information contained in Section 4.1.1. Fuel rods are modeled with water in the gap region, and guide and instrument tubes are also filled with water only (no oxide). The remaining borated stainless steel plate is modeled at the edge of the assembly lattice cell. Figure 7.3-1 shows the geometry of the MCNP model for the partial basket uniform cases, while Figure 7.3-2 shows the geometry of the MCNP model for the partial basket settled case with 10 fuel rod rows covered and 0.5 mm thick borated stainless steel plate remaining between assemblies. Table 7.3-1 provides the naming convention for the MCNP input and output files (see Section 9 for file information). Sample MCNP input files are provided in Attachment VII for the uniform case and Attachment VIII for the settled case.



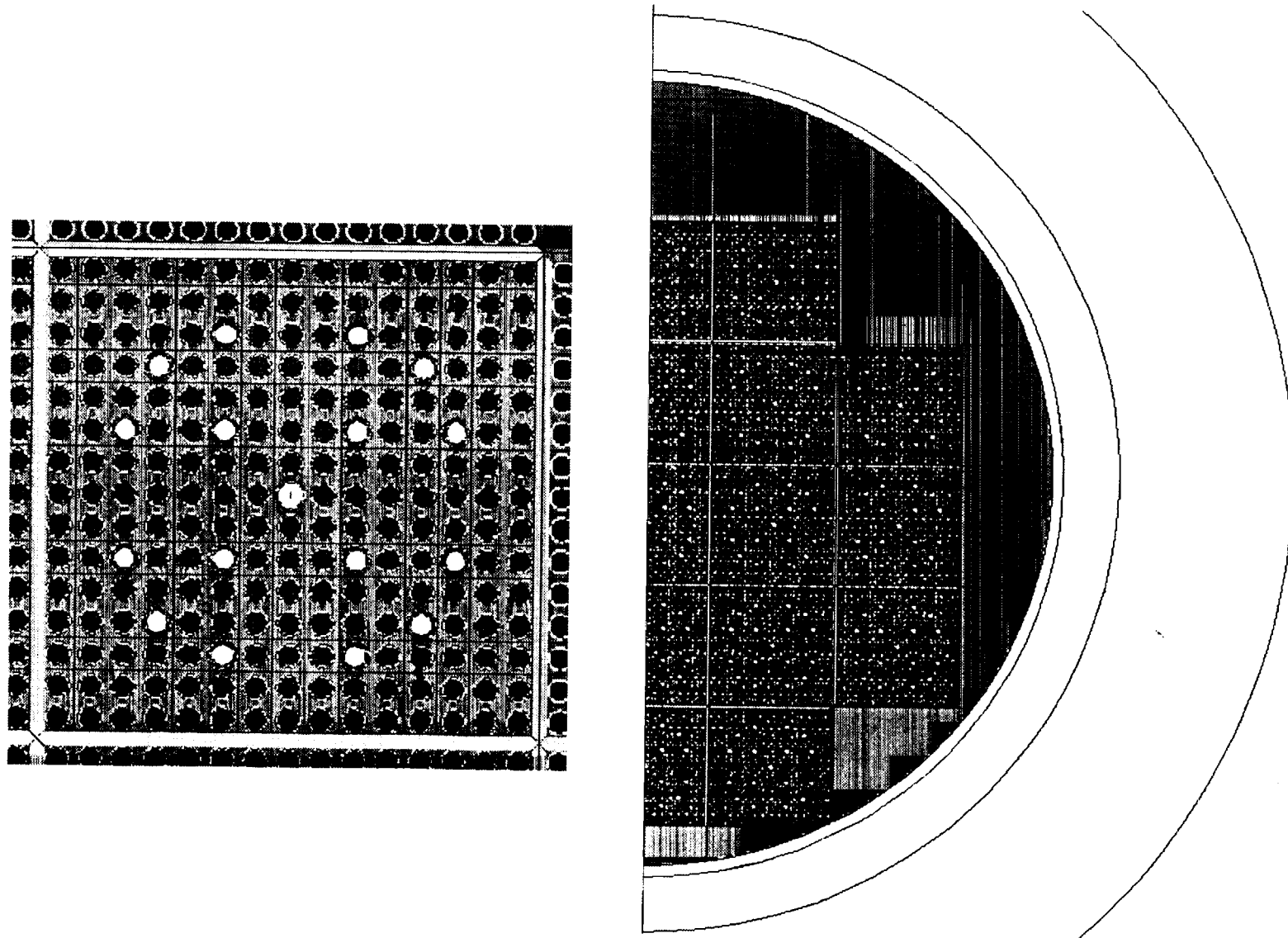


Figure 7.3-1. MCNP partial basket model with uniformly distributed oxide. Assembly detail is shown at left.




Figure 7.3-2. MCNP partial basket model with 58 vol% settled oxide (covering bottom 8 rod rows) and 7 mm borated stainless steel plate between assemblies. Assembly detail is shown at left.

Table 7.3-1. Naming Convention for Partial Basket MCNP Cases

1st Character Plate Thickness	2nd & 3rd Characters Amount of Oxide	Characters 4 to 6 $k_{\infty}$ Bin	Character 7 Decay Time
a = 10 mm b = 7 mm c = 5 mm d = 2.5 mm e = 1 mm f = 0.5 mm g = 0.1 mm	<p style="text-align: center;"><b>Uniform</b></p> 00 = no iron oxide 30 = 30 vol% iron oxide 35 = 35 vol% iron oxide 40 = 40 vol% iron oxide <p style="text-align: center;"><b>Settled</b></p> 08 = 8 rows covered 09 = 9 rows covered 10 = 10 rows covered	h13 = 1.13-h m13 = 1.13-m l13 = 1.13-l h10 = 1.10-h m10 = 1.10-m	a = 2,000 years b = 4,000 years c = 8,000 years d = 10,000 years e = 12,000 years f = 14,000 years g = 18,000 years h = 25,000 years j = 45,000 years k = 100,000 years

The results of the various cases are provided in the tables on the following pages. Table 7.3-2 presents the results for the uniformly distributed oxide cases for 14,000 years decay. Table 7.3-3 presents the results for all 10 decay times for two of the uniform oxide cases. Table 7.3-4 presents the results for the 58 vol% settled oxide cases for 14,000 years decay. Table 7.3-5 presents the results for all 10 decay times for two of the 58 vol% settled cases.

Table 7.3-2. Partial Basket  $k_{eff}$  Results for Uniform Oxide at 14,000 years

Vol% $Fe_2O_3$	B-SS Plate Thickness (mm)	1.13-h		1.13-m		1.13-l		1.10-h		1.10-m	
		$k_{eff}$	$2\sigma$	$k_{eff}$	$2\sigma$	$k_{eff}$	$2\sigma$	$k_{eff}$	$2\sigma$	$k_{eff}$	$2\sigma$
0	10	0.92981	0.00438	0.90077	0.00468	0.81378	0.00354	0.88991	0.00464	0.84392	0.00372
30	10	0.78970	0.00344	0.76174	0.00378	0.66772	0.00364	0.75310	0.00300	0.71067	0.00302
30	7	0.80683	0.00472	0.77960	0.00388	0.68667	0.00274	0.77191	0.00380	0.72225	0.00372
35	7	0.78417	0.00412	0.75827	0.00394	0.66638	0.00386	0.74864	0.00404	0.70235	0.00380
30	5	0.82678	0.00412	0.80300	0.00448	0.70154	0.00350	0.78967	0.00416	0.74207	0.00366
35	5	0.80199	0.00294	0.77443	0.00312	0.68179	0.00374	0.76393	0.00362	0.72363	0.00332
30	2.5	0.86315	0.00406	0.83526	0.00436	0.74073	0.00324	0.82431	0.00398	0.77845	0.00354
40	2.5	0.81769	0.00388	0.78880	0.00438	0.70174	0.00316	0.77890	0.00412	0.73330	0.00316
30	1	0.90732	0.00404	0.88326	0.00360	0.78842	0.00368	0.87059	0.00350	0.82341	0.00398
40	1	0.86006	0.00356	0.83612	0.00334	0.74224	0.00342	0.82300	0.00342	0.77839	0.00270
30	0.5	0.93928	0.00428	0.91158	0.00376	0.82313	0.00388	0.89695	0.00392	0.85309	0.00250
40	0.5	0.88658	0.00284	0.86294	0.00366	0.77465	0.00356	0.84774	0.00376	0.80680	0.00442
30	0.1	0.97255	0.00328	0.95410	0.00372	0.87273	0.00302	0.93808	0.00496	0.89726	0.00394
40	0.1	0.92403	0.00454	0.90248	0.00380	0.82080	0.00402	0.88169	0.00348	0.84497	0.00318

Table 7.3-3. Time Effects on Partial Basket  $k_{eff}$  for Selected 33 vol% Uniform Oxide Cases

Decay Time (years)	Vol% Fe <sub>2</sub> O <sub>3</sub>	B-SS Plate Thickness Remaining (mm)	1.13-h		1.13-m		1.13-l		1.10-h		1.10-m	
			$k_{eff}$	$2\sigma$	$k_{eff}$	$2\sigma$	$k_{eff}$	$2\sigma$	$k_{eff}$	$2\sigma$	$k_{eff}$	$2\sigma$
2000	30	7	0.79442	0.00340	0.76711	0.00490	0.68937	0.00394	0.75726	0.00408	0.71708	0.00442
4000	30	7	0.79734	0.00454	0.77161	0.00446	0.69135	0.00364	0.76311	0.00398	0.71832	0.00418
8000	30	7	0.79925	0.00476	0.77564	0.00364	0.68474	0.00350	0.76476	0.00398	0.71980	0.00348
10000	30	7	0.80431	0.00398	0.77638	0.00468	0.68335	0.00288	0.76799	0.00366	0.72004	0.00342
12000	30	7	0.80499	0.00384	0.77663	0.00374	0.68544	0.00320	0.76568	0.00484	0.71983	0.00344
14000	30	7	0.80683	0.00472	0.77960	0.00388	0.68667	0.00274	0.77191	0.00380	0.72225	0.00372
18000	30	7	0.80485	0.00374	0.77688	0.00470	0.68053	0.00382	0.76721	0.00368	0.72098	0.00354
25000	30	7	0.80678	0.00426	0.77501	0.00442	0.67600	0.00298	0.76689	0.00468	0.71830	0.00300
45000	30	7	0.79512	0.00350	0.76448	0.00414	0.66024	0.00402	0.75574	0.00382	0.70227	0.00294
100000	30	7	0.77439	0.00318	0.74502	0.00382	0.64233	0.00316	0.73295	0.00412	0.68103	0.00376
2000	30	2.5	0.85028	0.00432	0.82504	0.00398	0.74647	0.00368	0.81290	0.00414	0.77255	0.00452
4000	30	2.5	0.85212	0.00396	0.82738	0.00350	0.74465	0.00396	0.82059	0.00464	0.77481	0.00384
8000	30	2.5	0.85692	0.00290	0.83427	0.00392	0.74163	0.00248	0.82117	0.00372	0.77573	0.00314
10000	30	2.5	0.85645	0.00386	0.83618	0.00414	0.74150	0.00304	0.82390	0.00366	0.78133	0.00300
12000	30	2.5	0.86396	0.00386	0.83368	0.00432	0.74193	0.00380	0.82528	0.00376	0.77750	0.00264
14000	30	2.5	0.86315	0.00406	0.83526	0.00436	0.74073	0.00324	0.82431	0.00398	0.77845	0.00354
18000	30	2.5	0.86251	0.00338	0.83345	0.00436	0.73821	0.00320	0.82551	0.00442	0.77608	0.00356
25000	30	2.5	0.86686	0.00392	0.83181	0.00372	0.73242	0.00318	0.82364	0.00406	0.77054	0.00350
45000	30	2.5	0.85982	0.00366	0.82120	0.00328	0.71823	0.00346	0.81612	0.00440	0.75904	0.00368
100000	30	2.5	0.83728	0.00384	0.80280	0.00390	0.69529	0.00256	0.79389	0.00392	0.73614	0.00320
2000	40	0.1	0.90423	0.00526	0.88469	0.00300	0.82257	0.00354	0.86601	0.00450	0.83491	0.00464
4000	40	0.1	0.90761	0.00272	0.89211	0.00446	0.82266	0.00298	0.86962	0.00328	0.83894	0.00350
8000	40	0.1	0.91552	0.00306	0.89544	0.00390	0.82281	0.00298	0.87657	0.00400	0.84267	0.00322
10000	40	0.1	0.91673	0.00402	0.89539	0.00346	0.82296	0.00350	0.88501	0.00350	0.83920	0.00366
12000	40	0.1	0.91879	0.00262	0.89364	0.00374	0.82515	0.00354	0.88388	0.00384	0.84598	0.00352
14000	40	0.1	0.92403	0.00454	0.90248	0.00380	0.82080	0.00402	0.88169	0.00348	0.84497	0.00318
18000	40	0.1	0.92510	0.00352	0.90185	0.00256	0.82173	0.00350	0.88975	0.00342	0.85046	0.00354
25000	40	0.1	0.93057	0.00330	0.89966	0.00422	0.81602	0.00318	0.88797	0.00366	0.84532	0.00360
45000	40	0.1	0.91902	0.00276	0.89295	0.00262	0.80300	0.00404	0.88141	0.00386	0.83690	0.00350
100000	40	0.1	0.90882	0.00338	0.88229	0.00326	0.78268	0.00296	0.86701	0.00328	0.81286	0.00332

Table 7.3-4. Partial Basket  $k_{eff}$  Results for 58 vol% Settled Oxide at 14,000 years

Fuel Rod Rows Covered	B-SS Plate Thickness (mm)	1.13-h		1.13-m		1.13-l		1.10-h		1.10-m	
		$k_{eff}$	$2\sigma$	$k_{eff}$	$2\sigma$	$k_{eff}$	$2\sigma$	$k_{eff}$	$2\sigma$	$k_{eff}$	$2\sigma$
8	10	0.81426	0.00424	0.78600	0.00502	0.69733	0.00240	0.77377	0.00380	0.73454	0.00430
8	7	0.83278	0.00412	0.80454	0.00332	0.71029	0.00432	0.79263	0.00384	0.74996	0.00396
9	7	0.80722	0.00354	0.78330	0.00386	0.69393	0.00392	0.77649	0.00428	0.72799	0.00324
8	5	0.84832	0.00500	0.82299	0.00416	0.72858	0.00252	0.81019	0.00334	0.76409	0.00290
9	5	0.82201	0.00480	0.79672	0.00282	0.70623	0.00272	0.79002	0.00416	0.73905	0.00376
8	2.5	0.88197	0.00336	0.85849	0.00510	0.76804	0.00340	0.84771	0.00486	0.80536	0.00428
10	2.5	0.83842	0.00476	0.80639	0.00378	0.71386	0.00348	0.80212	0.00276	0.75639	0.00442
8	1	0.93080	0.00386	0.90327	0.00398	0.81482	0.00300	0.89041	0.00386	0.85276	0.00380
10	1	0.87887	0.00398	0.85843	0.00370	0.76977	0.00394	0.84450	0.00456	0.80226	0.00266
8	0.5	0.95537	0.00422	0.93366	0.00506	0.84797	0.00414	0.92184	0.00444	0.88166	0.00408
10	0.5	0.91223	0.00358	0.88869	0.00336	0.80397	0.00358	0.87377	0.00366	0.83266	0.00358
8	0.1	0.99735	0.00484	0.97522	0.00530	0.89972	0.00316	0.95564	0.00382	0.92198	0.00376
10	0.1	0.95201	0.00394	0.92626	0.00386	0.85450	0.00352	0.91279	0.00400	0.87553	0.00400

Table 7.3-5. Time Effects on Partial Basket  $k_{eff}$  for Selected Settled Oxide Cases

Decay Time (years)	Fuel Rod Rows Covered	B-SS Thickness (mm)	1.13-h		1.13-m		1.13-l		1.10-h		1.10-m	
			$k_{eff}$	$2\sigma$	$k_{eff}$	$2\sigma$	$k_{eff}$	$2\sigma$	$k_{eff}$	$2\sigma$	$k_{eff}$	$2\sigma$
2000	8	7	0.81968	0.00522	0.79668	0.00334	0.71385	0.00436	0.7866	0.00458	0.74361	0.00338
4000	8	7	0.82083	0.00460	0.80040	0.00378	0.71532	0.00310	0.7862	0.00286	0.74453	0.00488
8000	8	7	0.82596	0.00472	0.80176	0.00374	0.71688	0.00342	0.78961	0.00448	0.74723	0.004
10000	8	7	0.82788	0.00462	0.80426	0.00408	0.71344	0.00424	0.79237	0.00366	0.75196	0.0045
12000	8	7	0.82521	0.00412	0.80413	0.00396	0.71437	0.00366	0.79578	0.00394	0.74649	0.0032
14000	8	7	0.83278	0.00412	0.80454	0.00332	0.71029	0.00432	0.79263	0.00384	0.74996	0.00396
18000	8	7	0.83212	0.00442	0.80119	0.00404	0.71366	0.00380	0.79124	0.00474	0.75135	0.00458
25000	8	7	0.83031	0.00416	0.80436	0.00412	0.70439	0.00398	0.79446	0.0038	0.74312	0.00388
45000	8	7	0.82001	0.00364	0.79109	0.00346	0.69252	0.00406	0.78086	0.0048	0.72786	0.00376
100000	8	7	0.80444	0.00382	0.77576	0.00388	0.67524	0.00342	0.76311	0.00434	0.70903	0.00368
2000	8	2.5	0.87520	0.00372	0.84608	0.00384	0.76773	0.00382	0.83303	0.0038	0.79574	0.00376
4000	8	2.5	0.87701	0.00362	0.85366	0.00414	0.77058	0.00410	0.83772	0.00522	0.79397	0.00454
8000	8	2.5	0.88350	0.00404	0.85561	0.00440	0.76989	0.00302	0.84566	0.00314	0.80006	0.00488
10000	8	2.5	0.88204	0.00464	0.85818	0.00386	0.76751	0.00506	0.84542	0.0033	0.80392	0.00402
12000	8	2.5	0.88442	0.00464	0.85917	0.00376	0.76484	0.00342	0.84552	0.00438	0.80158	0.00292
14000	8	2.5	0.88197	0.00336	0.85849	0.00510	0.76804	0.00340	0.84771	0.00486	0.80536	0.00428
18000	8	2.5	0.88681	0.00472	0.85647	0.00490	0.76020	0.00350	0.84669	0.00356	0.8014	0.00436
25000	8	2.5	0.89216	0.00460	0.85408	0.00396	0.75837	0.00368	0.84528	0.00398	0.79663	0.00356
45000	8	2.5	0.87621	0.00410	0.84662	0.00412	0.74475	0.00294	0.83947	0.00518	0.78465	0.0048
100000	8	2.5	0.86206	0.00448	0.82738	0.00330	0.71846	0.00384	0.81382	0.0045	0.7597	0.00402
2000	10	0.1	0.93087	0.00408	0.91065	0.00362	0.84982	0.00298	0.89322	0.0041	0.86148	0.00362
4000	10	0.1	0.93318	0.00518	0.91670	0.00354	0.85168	0.00238	0.89932	0.00338	0.86315	0.0038

Table 7.3-5. Time Effects on Partial Basket  $k_{eff}$  for Selected Settled Oxide Cases

Decay Time (years)	Fuel Rod Rows Covered	B-SS Thickness (mm)	1.13-h		1.13-m		1.13-l		1.10-h		1.10-m	
			$k_{eff}$	$2\sigma$	$k_{eff}$	$2\sigma$	$k_{eff}$	$2\sigma$	$k_{eff}$	$2\sigma$	$k_{eff}$	$2\sigma$
8000	10	0.1	0.94610	0.00318	0.92098	0.00416	0.85614	0.00358	0.90762	0.00378	0.86907	0.00408
10000	10	0.1	0.94883	0.00350	0.92894	0.00404	0.85544	0.00336	0.91083	0.00398	0.86817	0.0037
12000	10	0.1	0.94987	0.00422	0.92751	0.00326	0.85273	0.00320	0.90755	0.00402	0.87483	0.00322
14000	10	0.1	0.95201	0.00394	0.92626	0.00386	0.85450	0.00352	0.91279	0.004	0.87553	0.004
18000	10	0.1	0.95387	0.00422	0.93407	0.00318	0.85193	0.00296	0.91536	0.00428	0.87616	0.00336
25000	10	0.1	0.95868	0.00478	0.93069	0.00336	0.85235	0.00384	0.91697	0.00314	0.87748	0.004
45000	10	0.1	0.95298	0.00444	0.92356	0.00360	0.83586	0.00386	0.90936	0.00462	0.86469	0.0036
100000	10	0.1	0.93891	0.00354	0.90975	0.00400	0.81186	0.00326	0.89438	0.00416	0.84252	0.00348

In addition to the boron remaining in the undegraded borated stainless steel, a significant amount of boron may remain in solution until sufficient flushing of the WP by dripping water occurs. To evaluate this configuration, water and water/oxide mixture number densities for various concentrations of  $^{10}\text{B}$  dissolved in the entire water volume of the flooded WP were calculated in the NUMDEN sheet of the Excel 7.0 spreadsheet, BURNRICH.XLW (see Section 9.0 and Attachment III). Table 7.3-6 provides the MCNP case names (naming convention differs from that used for previous tables) and  $k_{eff}$  results for the 1.13-h fuel in the settled configuration at 14,000 years with various amounts of borated stainless steel remaining and  $^{10}\text{B}$  in solution. See Section 9.0 for the MCNP input and output files for these cases.

Table 7.3-6. Effects of <sup>10</sup>B in Solution for 14,000 yr 1.13-h Partial Basket Settled Cases

MCNP Case Name	Grams <sup>10</sup> B in Solution	B-SS Thickness (mm)	Fuel Rod Rows Covered	k <sub>eff</sub>	σ	Δk <sub>eff</sub> /k <sub>eff</sub> (%)
rb10b08	3011.26	7	8	0.61778	0.00147	-25.82%
rb5b08	1505.63	7	8	0.70318	0.00193	-15.56%
rb2b08	602.25	7	8	0.76716	0.00186	-7.88%
rb1b08	301.13	7	8	0.79461	0.0015	-4.58%
rbp5b08	150.56	7	8	0.81381	0.00156	-2.28%
rbp2b08	60.23	7	8	0.82237	0.00239	-1.25%
rbp1b08	30.11	7	8	0.82797	0.00187	-0.58%
rb10b09	3011.26	7	9	0.61689	0.00175	-23.58%
rb5b09	1505.63	7	9	0.69306	0.00232	-14.14%
rb2b09	602.25	7	9	0.75629	0.00219	-6.31%
rb1b09	301.13	7	9	0.78311	0.00219	-2.99%
rbp5b09	150.56	7	9	0.79658	0.00187	-1.32%
rbp2b09	60.23	7	9	0.80211	0.00191	-0.63%
rbp1b09	30.11	7	9	0.80495	0.00217	-0.28%
rb10d08	3011.26	2.5	8	0.66186	0.00193	-24.96%
rb5d08	1505.63	2.5	8	0.74542	0.00164	-15.48%
rb2d08	602.25	2.5	8	0.82285	0.00227	-6.70%
rb1d08	301.13	2.5	8	0.85209	0.00211	-3.39%
rbp5d08	150.56	2.5	8	0.86944	0.00225	-1.42%
rbp2d08	60.23	2.5	8	0.87713	0.00225	-0.55%
rbp1d08	30.11	2.5	8	0.88319	0.00188	0.14%
rb10d10	3011.26	2.5	10	0.64902	0.00172	-22.59%
rb5d10	1505.63	2.5	10	0.72535	0.00214	-13.49%
rb2d10	602.25	2.5	10	0.78561	0.0021	-6.30%
rb1d10	301.13	2.5	10	0.8108	0.00197	-3.29%
rbp5d10	150.56	2.5	10	0.82759	0.00223	-1.29%
rbp2d10	60.23	2.5	10	0.83244	0.00155	-0.71%
rbp1d10	30.11	2.5	10	0.83162	0.00192	-0.81%
rb10g08	3011.26	0.1	8	0.73186	0.00161	-26.62%
rb5g08	1505.63	0.1	8	0.83428	0.00194	-16.35%
rb2g08	602.25	0.1	8	0.92258	0.002	-7.50%
rb1g08	301.13	0.1	8	0.95765	0.00195	-3.98%
rbp5g08	150.56	0.1	8	0.97771	0.00194	-1.97%
rbp2g08	60.23	0.1	8	0.98872	0.00216	-0.87%
rbp1g08	30.11	0.1	8	0.99346	0.00189	-0.39%
rb10g10	3011.26	0.1	10	0.73003	0.00174	-23.32%
rb5g10	1505.63	0.1	10	0.81556	0.00187	-14.33%
rb2g10	602.25	0.1	10	0.88809	0.0016	-6.71%
rb1g10	301.13	0.1	10	0.91914	0.00215	-3.45%
rbp5g10	150.56	0.1	10	0.93386	0.00179	-1.91%
rbp2g10	60.23	0.1	10	0.94266	0.00176	-0.98%
rbp1g10	30.11	0.1	10	0.94577	0.00215	-0.66%

#### **7.4 Analysis of Fully Degraded Basket Configurations with Intact Fuel Assemblies**

The purpose of this section is to describe the MCNP cases needed to fully characterize the possible fully degraded basket configurations. Both the uniformly distributed oxide and the settled oxide configurations were evaluated. For the uniformly distributed scenarios, iron oxide concentrations of 30 vol%, 33 vol%, and 40 vol% were evaluated for the low, median, and high burnup coverage for the 1.13, 1.10, and 1.08 bins, and for the median and high burnup coverage for the 1.06 and 1.04 bins. For the settled scenarios, 58 vol% iron oxide fully covering the bottom 3.5 rows of assemblies were evaluated for the median and high burnup coverage for the 1.13 bin and the high burnup coverage for the 1.10 bin. Time effects were evaluated for all configurations from covering the range of 8,000 to 250,000 years.

As with the partial basket model, the fully degraded 21 PWR absorber plate WP was modeled in MCNP by explicitly modeling  $\frac{1}{4}$  of the package and then using two reflective planes to represent the entire package. The composition and dimensions of the containment barriers are modeled explicitly using the information in Sections 4.1.2 and 4.1.3. The details of the outer barrier's skirt were not modeled in detail, since the skirt would not effect the criticality results appreciably (less than the standard deviation in the Monte Carlo method). The fuel assemblies are modeled as part of a lattice array, with the lattice positioned such that it represents a basket structure which has uniformly collapsed towards the bottom of the WP. The assemblies were not modeled as resting on the bottom of the WP because some oxide from corrosion of the side guides may be there to support them, and the approximate cylindrical geometry is more reactive than that which would occur if all assemblies were touching the bottom. Each fuel assembly is treated as a heterogeneous system with the fuel rods, control rod guide tubes, and instrument guide tubes modeled explicitly using the information contained in Section 4.1.1. Fuel rods are modeled with water in the gap region, and guide and instrument tubes are also filled with water only (no oxide). Figure 7.4-1 shows the geometry of the MCNP model for the fully degraded uniform cases, while Figure 7.4-2 shows the geometry of the MCNP model for the fully degraded settled case with the bottom 3.5 assemblies covered. Table 7.4-1 provides the naming convention for the MCNP input and output files (see Section 9 for file information). Sample MCNP input files are provided in Attachment IX for the uniform case and Attachment X for the settled case.

The results of the various cases are provided in the tables presented below. Tables 7.4-2 to 7.4-4 present the results for the 30 vol%, 33 vol%, and 40 vol% uniformly distributed oxide cases. Table 7.4-5 presents the results for the 58 vol% settled cases. The results for these configurations indicate that the 58 vol% settled oxide configuration is the bounding case for the fully degraded WP. In all of the configurations, the peak  $k_{eff}$  generally occurs between 10,000 and 35,000 years.

To evaluate the effects of 0.67% boron adsorption onto the iron oxide, water/oxide mixture number densities with adsorbed  $^{10}\text{B}$  were calculated in the NUMDEN sheet of the Excel 7.0 spreadsheet, BURNRICH.XLW (see Section 9.0 and Attachment III). Both 33 vol% uniform and 58 vol% settled configurations were evaluated for time of peak  $k_{eff}$  for the 1.13 cases. Case names are consistent with those given in Table 7.4-1 except that the 1st character is replaced with a "B". Table 7.4-6 presents the  $k_{eff}$  and  $\% \Delta k$  results for 0.67%  $^{10}\text{B}$  adsorption onto the iron oxide. The results indicate that boron adsorption provides less than a 1.4% reduction in  $k_{eff}$  for the uniform cases, and a 0.2% reduction for the settled cases. Therefore, this boron retention mechanism cannot be counted on for significant criticality control.



Table 7.4-7 presents the  $k_{\text{eff}}$  and  $\% \Delta k$  results for various concentrations of dissolved  $^{10}\text{B}$  in the entire water volume for the 58 vol% settled oxide 1.13 bin cases at the time of peak  $k_{\text{eff}}$ . Based on the few cases run, it appears that there is a slight trend towards decreasing boron worth with increasing burnup. This is likely the result of the fact that higher burned fuels have higher  $^{239}\text{Pu}$  concentrations, and thus a harder spectrum (more epithermal fission) which makes the boron less effective.

Table 7.4-8 presents the results of varying the assembly horizontal/vertical spacing from the base case of 0 cm for the 33 vol% uniform 1.13-h case at the time of peak  $k_{\text{eff}}$  (the settled case was not examined as most of the assemblies are covered by oxide and do not contribute significantly to  $k_{\text{eff}}$ ). Assembly spacing is adjusted by modifying surfaces 60 to 63 in the base "u33h13g" input. The results indicate that  $k_{\text{eff}}$  peaks at a value approximately 0.5% higher than the base case at a separation of 0.8 cm.

Table 7.4-9 indicates the effect on peak  $k_{\text{eff}}$  for the 1.13-h and 1.13-m fuels of a transition from 33 vol% uniformly distributed oxide to 58 vol% settled oxide. The divider for the upper and lower region of the model is the same as that for the top of the oxide/water mixture in the 58 vol% settled cases.

Depending on the amount of pitting on the upper surface, the WP may not be entirely flooded. Table 7.4-10 presents the case names and  $k_{\text{eff}}$  results for the 1.13-m and 1.13-h fuels in the 33 vol% uniform and 58 vol% settled oxide configurations at the time of peak  $k_{\text{eff}}$  for various water levels. The WP void space above the water line is filled with air. The results indicate that for the settled configuration, dropping the water level below the third fuel rod row in the fourth assembly from the bottom reduces  $k_{\text{eff}}$  below 0.91 for the 1.13-h case. While the water level must drop farther in the uniform configuration to achieve the same result, this is partially an artifact of maintaining 33 vol% oxide as the water level is reduced. These cases demonstrate that a fully degraded absorber plate WP which contains only a hydrated oxide will not be a criticality concern.

Table 7.4-11 presents  $k_{\text{eff}}$  results for varying the amount of oxide for the 58 vol% settled cases from the base case of 3.5 rows covered. The case naming convention is consistent with that shown in Table 7.4-1 except that the "58" is replaced by the number of rows covered ("3" = 3 rows, "4" = 4 rows, and "45" = 4.5 rows). This exercise demonstrates that adding additional steel to the WP initially (so that more oxide is available once it degrades) is an effective means of controlling degraded WP criticality under worst cases conditions. This subject is further investigated in Section 7.7.

Table 7.4-12 presents  $k_{\text{eff}}$  results for the two PWR absorber rod WP burnup/enrichment pairs (cr-1 and cr-2) in the 58 vol% settled oxide and 33 vol% uniform oxide configurations. For the cases with DCRAs, the naming convention is given in Table 7.4-1. The same naming convention, with the 5th character ("r") removed, is used for the cases without DCRAs. The DCRAs were modeled using the dimensions discussed in assumption 4.3.15, the  $\text{B}_4\text{C}$  material composition provided in Table 4.1-4, and the same oxide amounts as for the absorber plate WP (see assumption 4.3.17). Results are presented with and without the 16 rod DCRAs, indicating that the DCRAs provide an  $\approx 24\text{-}25\%$  reduction in  $k_{\text{eff}}$  for these fuel compositions in the settled configuration, and  $\approx 26\text{-}27\%$  reduction for the uniform configuration. Finally, Table 7.4-13 provides an evaluation of assembly spacing effects for the cr-1 burnup/enrichment pair of the absorber rod WP.





Figure 7.4-1. MCNP fully degraded basket model with uniformly distributed oxide. Assembly detail shown at left.

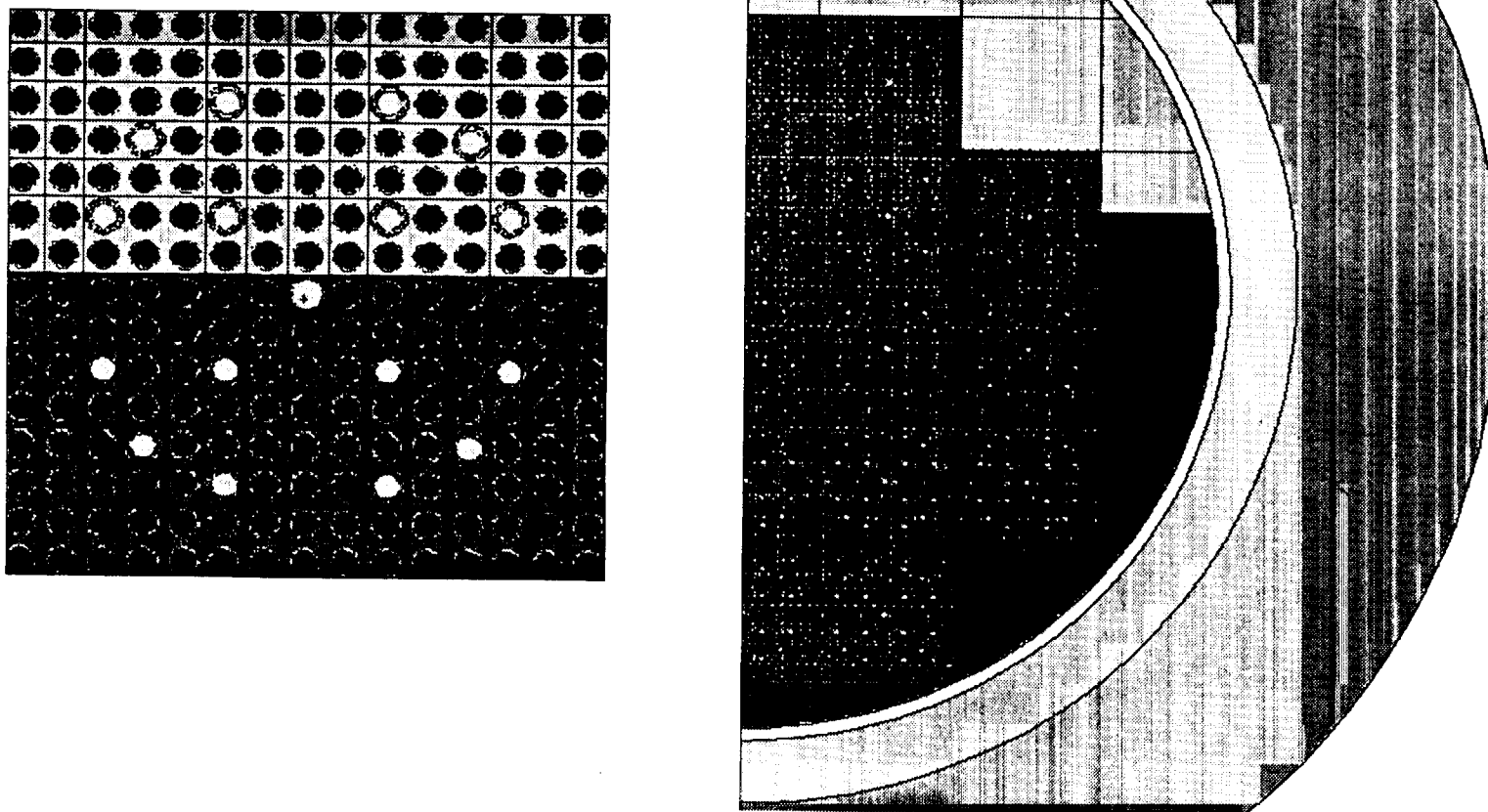


Figure 7.4-2. MCNP fully degraded basket model with 58 vol% settled oxide covering the bottom 3.5 assemblies. Assembly detail is shown at left.

Table 7.4-1. Naming Convention for Fully Degraded WP MCNP Cases

Characters 1 to 3 Oxide Vol% and Distribution	Characters 4 to 6 $k_{eff}$ Bin	Character 7 Decay Time
u30 = 30% uniform u33 = 33% uniform u40 = 40% uniform r58 = 58% settled	h13 = 1.13-h h10 = 1.10-h h08 = 1.08-h h06 = 1.06-h h04 = 1.04-h m13 = 1.13-m m10 = 1.10-m m08 = 1.08-m m06 = 1.06-m m04 = 1.04-m l13 = 1.13-l l10 = 1.10-l l08 = 1.08-l cr1 = cr-1 w/ DCRAs cr2 = cr-2 w/ DCRAs	a = 8,000 years b = 10,000 years c = 12,000 years d = 14,000 years e = 18,000 years f = 25,000 years g = 35,000 years h = 45,000 years i = 100,000 years j = 250,000 years

Table 7.4-2. Time Effects on Fully Degraded Basket  $k_{eff}$  for 30 Vol% Uniform Oxide Cases

Decay Time (years)	$k_{eff}$	$2\sigma$	$k_{eff}$	$2\sigma$	$k_{eff}$	$2\sigma$	$k_{eff}$	$2\sigma$	$k_{eff}$	$2\sigma$
	1.13-h		1.10-h		1.08-h		1.06-h		1.04-h	
8000	0.97649	0.00344	0.94348	0.004	0.91705	0.00424	0.90146	0.00384	0.87311	0.00366
10000	0.9812	0.00368	0.94599	0.00406	0.92438	0.00414	0.90362	0.00476	0.88218	0.00282
12000	0.98597	0.00382	0.95051	0.00284	0.92673	0.00484	0.9089	0.00336	0.87678	0.00374
14000	0.98853	0.00382	0.95119	0.00438	0.92421	0.00342	0.91319	0.00378	0.88121	0.0043
18000	0.99628	0.0045	0.95391	0.0039	0.92716	0.00426	0.91344	0.00348	0.88434	0.00452
25000	0.99309	0.00388	0.9577	0.00434	0.93164	0.00412	0.91498	0.00346	0.88538	0.0048
35000	0.99045	0.0045	0.95418	0.0033	0.93013	0.0036	0.91195	0.0032	0.87915	0.00382
45000	0.98956	0.0042	0.94813	0.00338	0.9246	0.00374	0.91099	0.00476	0.87934	0.00344
100000	0.97423	0.00336	0.93377	0.0029	0.90642	0.00354	0.88838	0.00358	0.85783	0.00254
250000	0.97543	0.0036	0.92984	0.00426	0.90591	0.00364	0.89038	0.00504	0.85309	0.00356
	1.13-m		1.10-m		1.08-m		1.06-m		1.04-m	
8000	0.95898	0.00456	0.90754	0.00348	0.892	0.00362	0.87593	0.00294	0.86336	0.0037
10000	0.96422	0.00446	0.90799	0.00376	0.89623	0.00288	0.87956	0.00416	0.86298	0.00368
12000	0.96456	0.00516	0.91526	0.00406	0.89752	0.00422	0.88326	0.00398	0.86604	0.00374
14000	0.96924	0.00456	0.91551	0.00322	0.8986	0.00358	0.88373	0.00324	0.86843	0.00422
18000	0.96912	0.0046	0.92031	0.00408	0.90054	0.0035	0.88563	0.0046	0.87093	0.00394
25000	0.97104	0.00426	0.91637	0.00402	0.89994	0.0041	0.88377	0.00364	0.87056	0.00478
35000	0.97095	0.00362	0.90887	0.00324	0.8997	0.00298	0.88162	0.00324	0.86657	0.00286
45000	0.96454	0.00336	0.90764	0.00334	0.88799	0.00308	0.87734	0.00356	0.85713	0.00326
100000	0.95005	0.0044	0.87986	0.0038	0.86469	0.00262	0.85122	0.00318	0.83593	0.00374
250000	0.94472	0.00372	0.88202	0.00372	0.86521	0.00358	0.84934	0.00308	0.83134	0.00336

Table 7.4-3. Time Effects on Fully Degraded Basket  $k_{eff}$  for 33 Vol% Uniform Oxide Cases

Decay Time (years)	$k_{eff}$	$2\sigma$	$k_{eff}$	$2\sigma$	$k_{eff}$	$2\sigma$	$k_{eff}$	$2\sigma$	$k_{eff}$	$2\sigma$
	1.13-h		1.10-h		1.08-h		1.06-h		1.04-h	
8000	0.95940	0.00500	0.92205	0.00438	0.90540	0.00410	0.88663	0.00506	0.86148	0.00464
10000	0.96453	0.00408	0.93103	0.00292	0.90654	0.00374	0.88994	0.00426	0.86602	0.00360
12000	0.97014	0.00450	0.92939	0.00408	0.90622	0.00354	0.89175	0.00364	0.86557	0.00484
14000	0.97488	0.00410	0.93531	0.00428	0.91129	0.00430	0.89568	0.00344	0.87014	0.00300
18000	0.97481	0.00432	0.93963	0.00316	0.91234	0.00376	0.89627	0.00330	0.87149	0.00400
25000	0.97950	0.00370	0.94063	0.00478	0.91696	0.00436	0.90117	0.00294	0.87084	0.00312
35000	0.98127	0.00352	0.94241	0.00420	0.91691	0.00342	0.89850	0.00374	0.86825	0.00398
45000	0.97584	0.00424	0.93443	0.00430	0.90820	0.00410	0.89563	0.00364	0.86467	0.00418
100000	0.96078	0.00330	0.91790	0.00402	0.88838	0.00422	0.87539	0.00334	0.83790	0.00346
250000	0.95599	0.00324	0.91676	0.00280	0.88839	0.00388	0.87209	0.00402	0.83832	0.00256
	1.13-m		1.10-m		1.08-m		1.06-m		1.04-m	
8000	0.94780	0.00322	0.89034	0.00268	0.87986	0.00406	0.86300	0.00294	0.84661	0.00418
10000	0.94559	0.00426	0.89416	0.00362	0.87991	0.00392	0.86289	0.00314	0.84513	0.00338
12000	0.94992	0.00406	0.89767	0.00432	0.88083	0.00386	0.86876	0.00334	0.85123	0.00312
14000	0.95091	0.00348	0.90085	0.00280	0.88070	0.00428	0.86942	0.00390	0.84967	0.00336
18000	0.95230	0.00446	0.90109	0.00360	0.88625	0.00372	0.87165	0.00390	0.85503	0.00374
25000	0.95880	0.00304	0.89804	0.00450	0.88413	0.00372	0.86785	0.00420	0.85525	0.00366
35000	0.95597	0.00408	0.89851	0.00322	0.88147	0.00282	0.86730	0.00426	0.85211	0.00390
45000	0.95108	0.00400	0.88650	0.00344	0.87449	0.00380	0.85935	0.00394	0.84109	0.00424
100000	0.93344	0.00308	0.86718	0.00404	0.85119	0.00312				
250000	0.93282	0.00338	0.86507	0.00314	0.85089	0.00286				
	1.13-l		1.10-l		1.08-l					
8000	0.87885	0.00336	0.74746	0.00258	0.81133	0.00314				
10000	0.87710	0.00334	0.74609	0.00320	0.81620	0.00354				
12000	0.88228	0.00300	0.74567	0.00346	0.81349	0.00332				
14000	0.87892	0.00360	0.74414	0.00218	0.81734	0.00252				
18000	0.87972	0.00278	0.73717	0.00300	0.81385	0.00346				
25000	0.87467	0.00304	0.72932	0.00250	0.80625	0.00366				
35000	0.86732	0.00428	0.72132	0.00244	0.79736	0.00380				
45000	0.86190	0.00286	0.71341	0.00302	0.78899	0.00294				
100000	0.84241	0.00320	0.69060	0.00362	0.76311	0.00264				
250000	0.83725	0.00350	0.69082	0.00318	0.75251	0.00294				

Table 7.4-4. Time Effects on Fully Degraded Basket  $k_{eff}$  for 40 Vol% Uniform Oxide Cases

Decay Time (years)	$k_{eff}$	$2\sigma$	$k_{eff}$	$2\sigma$	$k_{eff}$	$2\sigma$
	1.13-h		1.10-h		1.08-h	
8000	0.92783	0.00448	0.88871	0.00364	0.8664	0.00468
10000	0.93185	0.0038	0.89419	0.00454	0.87037	0.00426
12000	0.93349	0.00336	0.89367	0.00346	0.87496	0.00346
14000	0.93259	0.00358	0.89659	0.00474	0.87854	0.004
18000	0.93961	0.00388	0.90302	0.00468	0.87989	0.00296
25000	0.93715	0.00362	0.90235	0.00342	0.87993	0.00352
35000	0.9367	0.0042	0.90071	0.00346	0.8788	0.00398
45000	0.93671	0.00324	0.8961	0.004	0.86997	0.00392
100000	0.92029	0.00506	0.87527	0.00318	0.85109	0.00336
250000	0.92224	0.00332	0.87731	0.00352	0.85134	0.00346
	1.13-m		1.10-m		1.08-m	
8000	0.90653	0.00362	0.85663	0.00392	0.84288	0.00458
10000	0.91058	0.00294	0.86119	0.00326	0.84604	0.00376
12000	0.91151	0.00376	0.85939	0.00352	0.84369	0.00358
14000	0.92032	0.00388	0.8623	0.00418	0.8469	0.00378
18000	0.91843	0.00526	0.86296	0.00276	0.85074	0.00334
25000	0.91832	0.00298	0.8662	0.00268	0.85118	0.00322
35000	0.92094	0.00352	0.85573	0.0034	0.84426	0.0031
45000	0.91052	0.00334	0.85188	0.00276	0.83479	0.00266
100000	0.89471	0.0038	0.82996	0.00396	0.81102	0.00296
250000	0.89517	0.00364	0.82722	0.00482	0.81109	0.0025

Table 7.4-5. Time Effects on Fully Degraded Basket  $k_{eff}$  for 58 Vol% Settled Oxide Cases

Decay Time (years)	$k_{eff}$	$2\sigma$	$k_{eff}$	$2\sigma$	$k_{eff}$	$2\sigma$	$k_{eff}$	$2\sigma$	$k_{eff}$	$2\sigma$
	1.13-h		1.10-h		1.08-h		1.06-h		1.04-h	
8000	0.99890	0.00512	0.96647	0.00428	0.94470	0.00454	0.92525	0.00454	0.90404	0.00470
10000	1.00524	0.00354	0.97254	0.00560	0.94585	0.00428	0.93297	0.00262	0.89979	0.00444
12000	1.00927	0.00466	0.97332	0.00524	0.95118	0.00492	0.93368	0.00446	0.90453	0.00546
14000	1.00530	0.00374	0.97561	0.00404	0.94619	0.00426	0.93212	0.00496	0.90438	0.00418
18000	1.01008	0.00530	0.97438	0.00514	0.95400	0.00364	0.94116	0.00556	0.91260	0.00416
25000	1.01860	0.00486	0.98364	0.00614	0.95235	0.00476	0.94242	0.00362	0.91110	0.00352
35000	1.01296	0.00456	0.97519	0.00380	0.95284	0.00346	0.93958	0.00396	0.91557	0.00412
45000	1.01523	0.00356	0.97643	0.00520	0.94864	0.00382	0.93424	0.00466	0.90401	0.00478
100000	1.00509	0.00458	0.96388	0.00462	0.93881	0.00402	0.92127	0.00364	0.88384	0.00442
250000	1.00346	0.00408	0.96210	0.00422	0.93716	0.00346	0.91772	0.00376	0.88439	0.00352
	1.13-m		1.10-m		1.08-m		1.06-m		1.04-m	
8000	0.98997	0.00508	0.93342	0.00362	0.92100	0.00424	0.90939	0.00438	0.88925	0.00348
10000	0.99060	0.00432	0.93822	0.00418	0.92502	0.00404	0.90922	0.00380	0.89300	0.00350
12000	0.99317	0.00494	0.94558	0.00462	0.92541	0.00336	0.91134	0.00512	0.89259	0.00380
14000	0.99534	0.00480	0.94274	0.00436	0.92840	0.00448	0.91036	0.00414	0.89298	0.00460
18000	0.99274	0.00426	0.94613	0.00354	0.92769	0.00474	0.91451	0.00396	0.89437	0.00494
25000	0.99664	0.00492	0.94893	0.00430	0.93136	0.00380	0.91233	0.00384	0.89682	0.00358
35000	0.99766	0.00502	0.94035	0.00388	0.92812	0.00354	0.91454	0.00436	0.89426	0.00366
45000	0.99509	0.00432	0.93628	0.00352	0.92035	0.00444	0.90562	0.00486	0.88630	0.00356
100000	0.97914	0.00320	0.91779	0.00308	0.90279	0.00468	0.88905	0.00398	0.86848	0.00296
250000	0.97992	0.00488	0.91855	0.00410	0.89947	0.00370	0.88820	0.00416	0.86543	0.00362
	1.13-l		1.10-l		1.08-l					
8000	0.93247	0.00424	0.80818	0.00368	0.86661	0.00366				
10000	0.92797	0.00428	0.80556	0.00434	0.86932	0.00434				
12000	0.93130	0.00370	0.80331	0.00306	0.86715	0.00330				
14000	0.93426	0.00506	0.80484	0.00302	0.86922	0.00360				
18000	0.93316	0.00440	0.80229	0.00330	0.86592	0.00304				
25000	0.92631	0.00390	0.79302	0.00324	0.86234	0.00468				
35000	0.92286	0.00358	0.78369	0.00344	0.85044	0.00368				
45000	0.91687	0.00400	0.77854	0.00454	0.84783	0.00368				
100000	0.90259	0.00386	0.75962	0.00372	0.82496	0.00346				
250000	0.89677	0.00394	0.75451	0.00250	0.81900	0.00340				

**Table 7.4-6. Effects of Peak Boron Adsorption on Iron Oxide**

Bin	Decay Time (years)	33 vol% Uniform			58 vol% Settled		
		$k_{eff}$	$\sigma$	$\Delta k$ (%)	$k_{eff}$	$\sigma$	$\Delta k$ (%)
1.13-h	25000	0.96586	0.00175	-1.39%	1.01598	0.00218	-0.26%
1.13-m	35000	0.94447	0.00134	-1.20%	0.99602	0.00188	-0.16%
1.13-l	14000	0.8695	0.00167	-1.07%	0.93223	0.00122	-0.22%

**Table 7.4-7. Effects of Dissolved  $^{10}\text{B}$  on Fully Degraded Basket w/ 58vol% Settled Oxide  $k_{eff}$**

Grams $^{10}\text{B}$ in Solution	1.13-h			1.13-m			1.13-l		
	$k_{eff}$	$\sigma$	$\Delta k$ (%)	$k_{eff}$	$\sigma$	$\Delta k$ (%)	$k_{eff}$	$\sigma$	$\Delta k$ (%)
30112.56	0.37292	0.00098	-63.39%	0.33736	0.00145	-66.18%	0.27577	0.00087	-70.48%
3011.26	0.71735	0.00135	-29.57%	0.67794	0.00178	-32.05%	0.58924	0.00138	-36.93%
1505.63	0.81535	0.00203	-19.95%	0.77506	0.00178	-22.31%	0.69036	0.00165	-26.11%
602.25	0.91192	0.00204	-10.47%	0.88096	0.00181	-11.70%	0.79749	0.00141	-14.64%
301.13	0.95768	0.00150	-5.98%	0.93122	0.00230	-6.66%	0.85199	0.00139	-8.81%
150.56	0.99188	0.00250	-2.62%	0.97043	0.00227	-2.73%	0.89177	0.00258	-4.55%
60.23	1.00380	0.00197	-1.45%	0.98357	0.00164	-1.41%	0.91522	0.00172	-2.04%
30.11	1.00986	0.00186	-0.86%	0.99076	0.00200	-0.69%	0.92085	0.00215	-1.44%
0.00	1.01860	0.00243	0.00%	0.99766	0.00251	0.00%	0.93426	0.00253	0.00%

**Table 7.4-8. Effects on Peak  $k_{eff}$  of Varying the Fuel Assembly Spacing for the 33 Vol% Uniform Cases**

MCNP Case Name	Spacing Between Fuel Assemblies, cm	$k_{eff}$	$\sigma$
u33h13g	none	0.98127	.00176
u3h3g05	0.5	0.98536	.00186
u3h3g11	1.0	0.98658	.00204
u3h3g15	1.5	0.97909	.00190
u3h3g22	2.0	0.97561	.00237



Table 7.4-9. Peak  $k_{eff}$  Results for Transition from 33 Vol% Uniform Oxide to 58 Vol% Settled Oxide

Vol % Oxide		1.13-h			1.13-m		
Upper Region	Lower Region	$k_{eff}$	$\sigma$	case ID	$k_{eff}$	$\sigma$	MCNP Case Name
33	33	0.96595	0.00211	r33h13g.o	0.95068	0.00196	r33m13f.o
28.7	36	0.96112	0.00194	r36h13g.o	0.93612	0.00217	r36m13f.o
26.1	38	0.95473	0.00206	r38h13g.o	0.93365	0.00158	r38m13f.o
22.2	41	0.95233	0.00181	r41h13g.o	0.93399	0.00206	r41m13f.o
19.6	43	0.95343	0.00195	r43h13g.o	0.93266	0.00147	r43m13f.o
15.7	46	0.95797	0.00194	r46h13g.o	0.93746	0.00157	r46m13f.o
13	48	0.96813	0.00156	r48h13g.o	0.94736	0.00211	r48m13f.o
9.1	51	0.97723	0.00189	r51h13g.o	0.95829	0.00174	r51m13f.o
6.5	53	0.98407	0.00219	r53h13g.o	0.96797	0.00199	r53m13f.o
2.6	56	1.00614	0.00249	r56h13g.o	0.98371	0.00267	r56m13f.o
0	58	1.01870	0.00243	r58h13g.o	0.99359	0.00193	r58m13f.o

Table 7.4-10. Effects of Internal Water Level on Peak Fully Degraded WP  $k_{eff}$

MCNP Case Name	Water Height Relative to Top of Upper Assy. (cm)	Rows of Assys. Below Water Line	$k_{eff}$	$\sigma$	MCNP Case Name	Water Height Relative to Top of Upper Assy. (cm)	Rows of Assys. Below Water Line	$k_{eff}$	$\sigma$
33 Vol% Uniform Oxide - 1.13-h - 25,000 years					58 Vol% Settled Oxide - 1.13-h - 35,000 years				
u33h13a1	21.30	5	0.98127	0.00176	r58h13a1	21.30	5	1.01623	0.00268
u33h13a2	0	5	0.97677	0.00152	r58h13a2	0	5	1.00593	0.00205
u33h13a3	-20.30	4	0.96635	0.00168	r58h13aw	-17.31	4.2	0.91346	0.00175
u33h13a4	-40.60	3	0.94071	0.00150	r58h13bw	-18.76	4.133	0.90712	0.00170
u33h13aw	-53.58	2.4	0.91003	0.00178	r58h13a3	-20.30	4	0.87914	0.00199
u33h13a5	-60.90	2	0.88949	0.00179	-	-	-	-	-
33 Vol% Uniform Oxide - 1.13-m - 35,000 years					58 Vol% Settled Oxide - 1.13-m - 25,000 years				
u33m13a1	21.30	5	0.95880	0.00152	r58m13a1	21.30	5	0.99656	0.00201
u33m13a2	0	5	0.95913	0.00252	r58m13a2	0	5	0.98569	0.00186
u33m13a3	-20.30	4	0.94149	0.00184	r58m13aw	-12.98	4.4	0.92672	0.00185
u33m13a4	-40.60	3	0.92591	0.00142	r58m13bw	-14.43	4.333	0.91801	0.00180
u33m13aw	-46.37	2.733	0.90840	0.00175	r58m13cw	-15.87	4.267	0.91090	0.00129
u33m13a5	-60.90	2	0.86734	0.00175	r58m13a3	-20.30	4	0.85541	0.00178

Table 7.4-11. Effects of Oxide Level on 25,000 year Fully Degraded 58 vol% Settled WP  $k_{eff}$

Assembly Rows Covered	$k_{eff}$		$2\sigma$		$k_{eff}$		$2\sigma$		$k_{eff}$		$2\sigma$	
	1.13-h				1.10-h				1.08-h			
3	1.06922	0.00404	1.03066	0.00364	1.00786	0.0037						
4	0.95485	0.00684	0.91484	0.00648	0.8927	0.00416						
4.5	0.86004	0.00352	0.82257	0.00322	0.80013	0.00342						
	1.13-m				1.10-m				1.08-m			
3	1.04552	0.00406	0.99641	0.00492	0.97969	0.00332						
4	0.93053	0.00468	0.87782	0.00628	0.86528	0.00516						
4.5	0.84022	0.00356	0.78306	0.0028	0.76956	0.00288						
	1.13-l				1.10-l				1.08-l			
3	0.97952	0.0033	0.84257	0.00244	0.91064	0.00318						
4	0.86032	0.00542	0.7326	0.00414	0.7985	0.00368						
4.5	0.75953	0.00368	0.62904	0.00266	0.70032	0.00276						
	1.06-h				1.04-h				cr-1			
3	0.98761	0.00332	0.95911	0.00412	1.27278	0.00244						
4	0.87786	0.00418	0.85456	0.00502	1.14182	0.0063						
4.5	0.78917	0.00436	0.76458	0.00266	1.05067	0.00334						
	1.06-m				1.04-m				cr-2			
3	0.96403	0.00352	0.94751	0.00308	1.2157	0.0043						
4	0.85124	0.00504	0.83424	0.00558	1.08923	0.00474						
4.5	0.75963	0.00312	0.7468	0.0032	1.00032	0.00446						

Table 7.4-12.  $k_{eff}$  Results for Absorber Rod WP Fuels with and without 16 Rod DCRAs

Burnup/ Enrich. Pair	Decay Time (years)	58 Vol% Settled				33 Vol% Uniform			
		without DCRAs		with 16 rod DCRAs		w/o DCRAs		with 16 rod DCRAs	
		$k_{eff}$	$2\sigma$	$k_{eff}$	$2\sigma$	$k_{eff}$	$2\sigma$	$k_{eff}$	$2\sigma$
cr-1	8000	1.21268	0.00392	0.91382	0.00584	1.18462	0.00406	0.86380	0.00418
	10000	1.21325	0.00450	0.91715	0.00474	1.18060	0.00376	0.86603	0.00466
	12000	1.21087	0.00480	0.90751	0.00508	1.18225	0.00472	0.86382	0.00284
	14000	1.21129	0.00440	0.91157	0.00494	1.18280	0.00474	0.86408	0.00456
	18000	1.21070	0.00444	0.91066	0.00478	1.18425	0.00288	0.86595	0.00424
	25000	1.21464	0.00410	0.91253	0.00418	1.18004	0.00446	0.86228	0.00494
	35000	1.20968	0.00496	0.90923	0.00380	1.17711	0.00458	0.86076	0.00484
	45000	1.21114	0.00400	0.91625	0.00544	1.18136	0.00440	0.86317	0.00568
	100000	1.21247	0.00476	0.91233	0.00462	1.18206	0.00394	0.85475	0.00326
cr-2	8000	1.15478	0.00452	0.86963	0.00488	1.11821	0.00320	0.82703	0.00434
	10000	1.15596	0.00422	0.87521	0.00458	1.12163	0.00422	0.82424	0.00510
	12000	1.15617	0.00368	0.86991	0.00600	1.12595	0.00394	0.82318	0.00372
	14000	1.16037	0.00322	0.87219	0.00390	1.12962	0.00412	0.82478	0.00426
	18000	1.15607	0.00556	0.87638	0.00508	1.12789	0.00468	0.82469	0.00454
	25000	1.16360	0.00430	0.87859	0.00470	1.12942	0.00484	0.83002	0.00432
	35000	1.16062	0.00410	0.87166	0.00486	1.12899	0.00600	0.82314	0.00422
	45000	1.16026	0.00506	0.86992	0.00450	1.13141	0.00602	0.82534	0.00330
	100000	1.15605	0.00308	0.86913	0.00464	1.12186	0.00392	0.81415	0.00394

Table 7.4-13 Effects on Peak  $k_{eff}$  of Varying the Fuel Assembly Spacing for the cr-1 33 Vol% Uniform Cases

MCNP Case Name	Spacing Between Fuel Assemblies (cm)	$k_{eff}$	$\sigma$
c33cr1b	none	.86603	0.00233
c3c1b05	0.5	.88807	0.00204
c3c1b10	1.0	.90609	0.00227
c3c1b15	1.5	.91630	0.00226
c3c1b20	2.0	.91928	0.00254

**7.5 Analysis of Fully Degraded Basket Configurations with Degraded Fuel Assemblies**

The purpose of this section is to describe the MCNP cases needed to characterize the possible fully degraded basket configurations with degraded fuel assemblies. Only the 33 vol% uniform case has been evaluated, as consolidation of the fuel rods in the 58 vol% settled case would cause the rods in the top 1.5 assembly rows that are currently in clear water to settle below the oxide layer. Thus, evaluation at 33 vol% uniform is bounding for the settled oxide scenario as well. As this evaluation of sensitivity to consolidation is performed primarily to demonstrate that collapsed assemblies are less reactive than intact assemblies, only the 1.13-h fuel (bounding for the absorber plate WP) will be evaluated at a decay time of 25,000 years. The MCNP model “u30h13f” was used as a base case, with surfaces 26 to 29 modified to reduce rod pitch, and surfaces 60 to 63 modified to change assembly spacing (assembly spacing in vertical direction was always 0 cm). A 27% reduction in rod clearance corresponds to a 0 cm clearance between guide tubes and adjacent fuel rods. Fuel rod consolidation in only the vertical direction and in both vertical and horizontal directions was evaluated. Variations in spacing of the consolidated assemblies was also performed. The MCNP case names and results are provided in Table 7.5-1.

**Table 7.5-1. Effects of Reduced Pitch for 1.13-h fuel at 25,000 years**

MCNP Case Name	% Original Fuel Rod Clearance		Assembly Horizontal Spacing	k <sub>eff</sub>	2σ
	Vertical	Horizontal			
u30h13f	100%	100%	0 cm	0.99309	0.00388
upv73a0	73%	100%	0 cm	0.97300	0.00448
up73aC	73%	73%	1.1 cm*	0.96998	0.00400
up73a0	73%	73%	0 cm	0.95799	0.00338
upv0a0	0%	100%	0 cm	0.91239	0.00366
up0aC	0%	0%	4.9 cm*	0.81261	0.00392
up0a50	0%	0%	2.45 cm	0.85417	0.00338
up0a0	0%	0%	0 cm	0.79258	0.00342

\* - spacing maintains original assembly center-to-center spacing

A final case (“upile”) run with all of the fuel rods touching and completely settled into a cylinder segment at the bottom of the WP (with a volume equal to that displaced by 21 PWR assemblies) yielded a k<sub>eff</sub> of 0.65588 ± 0.00394. Figure 7.5-1 shows the geometry for this fully degraded basket and fuel assembly configuration. Based on these results, it is evident that any degradation of the assembly structure, be it by corrosion of the grid spacers or dynamic loading, will result in reduced k<sub>eff</sub> values.

As the above analyses indicated reduced reactivity with further consolidation, completely degraded fuel with only pellet size and smaller particles of fuel distributed in the oxide was not explicitly evaluated. Previous studies (Ref. 5.52, Appendix) of fuel rubble conducted as part of the Three Mile Island Unit 2 defueling examined the k<sub>eff</sub> of spherical UO<sub>2</sub> particles (evaluated at enrichments of 2.34% and 2.96%) distributed in borated water, and found an optimum particle size of 3.5 cm in diameter and occupying 66% of the total volume. Since a fuel pellet is much smaller than this particle size, an increase in k<sub>eff</sub> above that shown for fully consolidated rods (pellets occupy ≈58 vol% of a pin cell) would not be expected.

Title: Criticality Evaluation of Degraded Internal Configurations for a PWR WP

Document Identifier: BBA000000-01717-0200-00056 REV 00

Page 61 of 113

```
08/06/97 08:52:58  
NUCF-21 BW15x15, full deg, 33%  
Fe2O3 uniform
```

```
probid = 08/06/97 08:49:07  
basis:  
( 1.000000, .000000, .000000)  
( .000000, 1.000000, .000000)  
origin:  
( 40.56, .54, 1.00)  
extent = ( 85.02, 85.02)
```




Figure 7.5-1. MCNP fully degraded basket model with degraded fuel spacer grids, intact fuel rods, and uniform oxide distribution

## 7.6 Development of Regressions Representing $k_{eff}$ of Degraded Configurations

The purpose of this section is to develop regressions which relate the  $k_{eff}$  for a particular class of configurations evaluated in Sections 7.3 and 7.4 (e.g., intact fuel with fully degraded basket and oxide settled to bottom of WP) to various parameters for that class (e.g., time, burnup, enrichment, assemblies covered by oxide, etc...). This will simplify application of the data in future probabilistic analyses.

Using the results from the MCNP cases for the partial basket configurations evaluated in 7.3, separate multivariate nonlinear regressions were developed for the uniform and settled oxide configurations. The uniform regression used the MCNP cases given in Tables 7.3-2, 7.3-3, 7.4-2, and 7.4-4 (uniform data from Section 7.4 used for 0 mm B-SS thickness points), and the settled regression used the cases given in Tables 7.3-4 and 7.3-5. Both regressions were performed in the PARTBASK RESULTS sheet of the attached Excel 7.0 spreadsheet, BURNRICH.XLW (see Section 9.0 and Attachment III) using the Excel regression tool. Various forms of the regression equation were tried, and the results for the equation which provided the best fit to the data are provided in Table 7.6-1. The form of the regression equation in both cases is as follows:

$$k_{eff} + 2\sigma = C_0 + C_1 b + C_2 b^2 + C_3 a + C_4 a^2 + C_5 \ln(t) + C_6 \ln(t)^2 + C_7 \ln(t)^3 + C_8 O + C_9 T + C_{10} T^2 + C_{11} T^3$$

where b is burnup in GWd/MTU, a is initial enrichment in wt%, t is decay time in years, T is thickness of borated stainless steel remaining in mm, and O is either vol% oxide for the uniform oxide configuration, or fuel rod rows covered for the settled cases. Note that for the uniform case, the vol% of  $Fe_2O_3$  uniformly distributed throughout the WP void space may be quickly obtained by multiplying the kg of Fe released by basket corrosion by a factor of  $4.9998E-3$ . The regression is applicable for times from 2,000 to 100,000 years, enrichments between 1.7% and 4.9%, burnups between 9 and 35 GWd/MTU, plate thicknesses from 0 to 10 mm, and oxide amounts of 0% to 40% for uniform distribution, or 8 to 10 rows covered for oxide settled within an assembly. However, Table 7.6-3 presents the results of test cases which were run to show that this regression still provides reasonable (and slightly conservative) results for even the most reactive high enrichment/low burnup fuels which were not included in the original dataset from which it was developed. The adjusted  $R^2$  is  $\approx 0.99$  for both regressions, indicating a very good fit to the data. Further statistical data (such as residuals) can be found in the spreadsheet file.

Using the results from the MCNP cases for the fully degraded basket configurations evaluated in Section 7.4, separate multivariate nonlinear regressions were developed for the uniform and settled oxide configurations. The uniform regression used the MCNP cases given in Tables 7.3-2 to 7.3-4, and the settled regression used the cases given in Table 7.4-5. The regressions were performed in the UNIFORM RESULTS and SETTLED RESULTS sheets of the Excel 7.0 spreadsheet, BURNRICH.XLW (see Section 9.0 and Attachment III), using the Excel regression tool. Various forms of the regression equation were tried, and the results for the equation which provided the best fit to the data are provided in Table 7.6-2. The form of the regression equation in both cases is as follows:

$$k_{eff} + 2\sigma = C_0 + C_1 \ln(t) + C_2 b + C_3 a + C_4 \ln(t)^2 + C_5 \ln(t)^3 + C_6 b^2 + C_7 b^3 + C_8 a^2 + C_9 a^3 + C_{10} \ln(t)b + C_{11} \ln(t)a + C_{12} O$$

where b is burnup in GWd/MTU, a is initial enrichment in wt%, t is decay time, and O is vol% oxide for the uniform oxide configuration and assembly rows covered for the settled cases. The regression is applicable for times from 8,000 to 250,000 years, enrichments between 0.8% and 4.9%, burnups between

3 and 48 GWd/MTU, and oxide amounts of 30% to 40% for uniform distribution and 3 to 4.5 assembly rows covered for settled. The adjusted R<sup>2</sup> is ≈0.99 for both regressions, indicating a very good fit to the data. Further statistical data (such as residuals) can be found in the spreadsheet file.

Table 7.6-1. Regression Results for Partially Degraded Basket WP  $k_{eff}+2\sigma$

Regression Parameter	Uniform Oxide	Settled Oxide
C <sub>0</sub>	2.35498	1.72095
C <sub>1</sub>	-6.6737e-03	-6.7237e-03
C <sub>2</sub>	-1.8096e-05	-1.6667e-05
C <sub>3</sub>	1.4180e-01	1.3348e-01
C <sub>4</sub>	-7.1354e-03	-6.0497e-03
C <sub>5</sub>	-5.1930e-01	-3.1232e-01
C <sub>6</sub>	5.9471e-02	3.7442e-02
C <sub>7</sub>	-2.2406e-03	-1.4715e-03
C <sub>8</sub>	-5.0889e-03	-1.6797e-02
C <sub>9</sub>	-7.4906e-02	-6.6316e-02
C <sub>10</sub>	1.0646e-02	9.4036e-03
C <sub>11</sub>	-5.2334e-04	-4.6905e-04
Adjusted R Square	0.98970	0.98497
Standard Error	0.00831	0.00846
Observations	277	205

Table 7.6-2. Regression Results for Fully Degraded Basket WP  $k_{eff}+2\sigma$

Regression Parameter	33% Uniform Oxide	58% Settled Oxide
C <sub>0</sub>	-5.12955	-1.25161
C <sub>1</sub>	1.65615	6.83154e-01
C <sub>2</sub>	-8.52852e-03	-6.65133e-03
C <sub>3</sub>	2.92660e-01	2.66145e-01
C <sub>4</sub>	-1.53971e-01	-6.40282e-02
C <sub>5</sub>	4.67070e-03	1.92631e-03
C <sub>6</sub>	6.89640e-05	-2.67041e-05
C <sub>7</sub>	-1.63227e-07	6.12197e-07
C <sub>8</sub>	-6.71372e-02	-6.18276e-02
C <sub>9</sub>	5.36083e-03	5.20352e-03
C <sub>10</sub>	-4.08151e-04	-1.36497e-04
C <sub>11</sub>	7.23708e-03	5.08490e-03
C <sub>12</sub>	-5.25978e-03	-1.40918e-01
Adjusted R Square	0.99254	0.99073
Standard Error	0.00463	0.00906
Observations	286	283

Table 7.6-3. Test of Partial Basket Regression For Burnup/Enrichments Outside of the Initial Dataset

Settled Partial Basket										
Time (years)	Burnup GWd/MTU	% Enrich.	Rows Covered	B-SS thickness (mm)	Regression $k_{eff} + 2\sigma$	MCNP test cases				% Difference
						case name	$k_{eff}$	$\sigma$	$k_{eff} + 2\sigma$	
10000	3	4.3	8	7	1.01400	B08CR1D	1.00132	0.00209	1.00550	0.84%
14000	3	4.3	8	10	0.98703	A08CR1F	0.98456	0.00207	0.98870	-0.17%
14000	13	4.7	8	10	0.94873	A08CR2F	0.94081	0.00286	0.94653	0.23%
14000	3	4.3	0	10	1.12140	A00CR1F	1.10723	0.00277	1.11277	0.78%
14000	13	4.7	0	10	1.08311	A00CR2F	1.06813	0.00300	1.07413	0.84%
Uniform Partial Basket										
Time (years)	Burnup GWd/MTU	% Enrich.	Vol %	B-SS (mm)	Regression $k_{eff} + 2\sigma$	MCNP test cases				% Difference
						case name	$k_{eff}$	$\sigma$	$k_{eff} + 2\sigma$	
10000	3	4.3	30	7	0.98912	B30CR1D	0.98139	0.00203	0.98545	0.37%
14000	3	4.3	30	10	0.96517	A30CR1F	0.95675	0.00199	0.96073	0.46%
14000	13	4.7	30	10	0.92657	A30CR2F	0.91892	0.00285	0.92462	0.21%
14000	3	4.3	0	10	1.11784	A00CR1F	1.10723	0.00277	1.11277	0.46%
14000	13	4.7	0	10	1.07924	A00CR2F	1.06813	0.00300	1.07413	0.48%

The data from Table 7.3-6 was used to develop a multivariate regression for predicting the  $\Delta k_{eff}/k_{eff}$  resulting from various amounts of boron remaining in solution for the partially degraded basket with various amounts of iron oxide settled to the bottom of each assembly, and various plate thickness remaining. The regression was performed in the BORON sheet of the Excel 7.0 spreadsheet, BURNRICH.XLW (see Section 9.0 and Attachment III), using the Excel regression tool. Various forms of the regression equation were tried, and the results for the equation which provided the best fit to the data are provided in Table 7.6-4. The form of the regression equation is as follows:

$$\Delta k_{eff}/k_{eff} = C_0 + C_1 \ln(B) + C_2 \ln(B)^2 + C_3 \ln(B)^3 + C_4 T + C_5 O$$

where b is burnup in GWd/MTU, B is the total grams of <sup>10</sup>B in solution in the fully flooded WP, T is thickness of borated stainless steel remaining in mm, and O is fuel rod rows covered. The regression is applicable for 0.03 to 3 kg of <sup>10</sup>B in the fully flooded WP (8.2 to 820 ppm <sup>10</sup>B).

Table 7.6-4. Regression Parameters for  $\Delta k/k_{eff}$  as a Function of Dissolved <sup>10</sup>B for the 58 vol% Settled Oxide Partially Degraded Basket Configuration

C <sub>0</sub>	6.37971e-03
C <sub>1</sub>	-6.07375e-02
C <sub>2</sub>	2.08433e-02
C <sub>3</sub>	-2.21564e-03
C <sub>4</sub>	3.59713e-04
C <sub>5</sub>	4.23685e-03
Adjusted R Square	0.99337
Standard Error	0.00676
Observations	48



Finally, the data from Table 7.4-7 was used to develop a multivariate regression for predicting the  $\Delta k/k_{eff}$  resulting from various amounts of boron remaining in solution for the fully degraded basket with 58 vol% iron oxide settled to the bottom. The regression was performed in the BORON sheet of the Excel 7.0 spreadsheet, BURNRICH.XLW (see Section 9.0 and Attachment III), using the Excel regression tool. Various forms of the regression equation were tried, and the results for the equation which provided the best fit to the data are provided in Table 7.6-5. The form of the regression equation is as follows:

$$\Delta k_{eff}/k_{eff} = C_0 + C_1 \ln(B) + C_2 \ln(B)^2 + C_3 \ln(B)^3$$

where b is burnup in GWd/MTU, and B is the total grams of  $^{10}\text{B}$  in solution in the fully flooded WP. The regression is applicable for 0.03 to 3 kg of  $^{10}\text{B}$  in the fully flooded WP (8.2 to 820 ppm  $^{10}\text{B}$ ).

Table 7.6-5. Regression Parameters for  $\Delta k/k_{eff}$  as a Function of Dissolved  $^{10}\text{B}$  for the 58 vol% Settled Oxide Fully Degraded Configuration

$C_0$	2.32558e-02
$C_1$	-3.56383e-02
$C_2$	1.42821e-02
$C_3$	-1.91685e-03
Adjusted R Square	0.97302
Standard Error	0.01905
Observations	22

## 7.7 Options for Reducing $k_{eff}$ of Degraded Configurations

This section discusses design options for lowering fully degraded WP  $k_{eff}$ . Section 7.7.1 discusses adding additional carbon steel to the intact 21 PWR absorber plate WP basket so that sufficient iron oxide is produced upon its degradation to maintain a  $k_{eff}$  less than 0.91 for the most reactive fuel to be loaded into it. Section 7.7.2 discusses altering the loading scheme for the current 21 PWR absorber plate WP to prevent the peak  $k_{eff}$  for the worst fully degraded configuration from exceeding a given value.

### 7.7.1 Adding Additional Carbon Steel

The purpose of this section is to determine the amount of additional carbon steel that needs to be added to the container to reduce the  $k_{eff}$  below 0.91 after degradation of the basket. A  $k_{eff}$  of 0.91 is used here as the criticality safety limit based on an assumed bias and uncertainty in the method of calculation of 4% (see assumption 4.3.16) and the current 5% regulatory margin (see Section 4.2). This evaluation will assume a settled volume fraction of 58% (worst configuration identified thus far) for the 1.13-h  $k_{\infty}$  bin at its peak. Once the amount of additional carbon steel necessary for the settled case is determined, the amount for the uniformly distributed case is found to ensure that both configurations are covered. The VOLMASS sheet of the Excel 7.0 worksheet BURNRICH.XLW, allows determination of the volume fractions of iron oxide as a function of additional carbon steel material mass added, and the level of the iron oxide in the intact fuel assemblies. This spreadsheet was used to develop the number of fuel rods covered by the oxide in the MCNP models.

The first case examined was for the 1.13-h bin. An iteration process was initiated to determine the number of assemblies/rods that had to be covered to obtain about a 0.91  $k_{eff}$ . The previous evaluations considered  $\approx 3.5$  assemblies covered (3 assemblies plus 8 rod rows). The peak reactivity for the 58% settled cases was 1.0186 for a 25,000 year decay period (see Table 7.4-5). Cases for 4 assemblies plus 3 rods filled, plus 4 rods, and plus 8 rods were examined first. These gave  $k_{eff}$  values of 0.915, 0.908, and 0.863, respectively. Interpolation between the 4 and 3 row cases, indicate a  $k_{eff}$  of 0.91 would be obtained for 3.7 rods covered in the fifth assembly for the 58% settled iron oxide case. The spread sheet indicated that this would require an additional 1,355 kg of carbon steel in the container initially to reach that level. For the uniform case this corresponds to an iron oxide volume fraction of 39.51%. A series of uniform cases for 25,000 year decay, with volume percents of 38.85%, 42.79%, and 45.68% yielded  $k_{eff}$  values of 0.951, 0.927, and 0.911. Based upon extrapolation from the last two cases, a 0.91  $k_{eff}$  should be obtained for a uniform oxide volume percent of 45.93% or 2,659 additional kg of carbon steel. The cases executed for this evaluation are listed in Table 7.7.1-1.

A similar procedure was followed for the 1.13-m cases at the peak at 35,000 years decay. The required mass of carbon steel for the 58 vol% settled cases was 1,067 kg (38.09 vol% uniform) to give a  $k_{eff}$  of about 0.91. This covered about 1.64 rods in the fifth assembly. For the uniform case, a value of about 41.55 vol% oxide (1,770 kg carbon steel) was required to give the 0.91 value as seen from Table 7.7.1-1.

For the 1.13-l cases, with a peak  $k_{eff}$  at 14,000 years, 10.66 rods in the fourth assembly need to be covered for the 58 vol% settled configuration. This corresponds to a uniform volume fraction of about 34.03 vol% (243 kg additional carbon steel). Based upon Table 7.4-3, at 33vol%, the  $k_{eff}$  is only about 0.88, so that uniform fractions below about 30% would be required for  $k_{eff} < 0.91$ . This is below that

available from complete degradation of the basket, so additional material would not be needed to cover the uniform cases.

Table 7.7.1-1.  $k_{eff}$  Results for Additional Carbon Steel Cases

Case/ID	$k_{eff}$	$2\sigma$	Decay (years)	Oxide Cover Assy/Rows	Uniform Vol%	Additional Carbon Steel (kg)
1.13-h						
settled, r58h1342.o	0.91447	0.00368	25000	4/3	-	-
settled, r58h1343.o	0.90801	0.00358	25000	4/4	-	-
settled, r58h1345.o	0.86259	0.00352	25000	4/8	-	-
uniform, u39h13f.o	0.95068	0.00386	25000	4/2.7	38.85%	1215
uniform, u43h13f.o	0.92723	0.00416	25000	-	42.79%	2018
uniform, u45h13f.o	0.91141	0.00342	25000	-	45.68%	2607
1.13-m						
settled, r58m134.o	0.93171	0.00488	35000	4/0	-	-
settled, r58m1341.o	0.90515	0.00488	35000	4/2	-	-
settled, r58m1343.o	0.88085	0.00400	35000	4/3	-	-
uniform, u38m13g.o	0.92586	0.00438	35000	4/1.53	38.02%	1052
uniform, u42m13g.o	0.91108	0.00342	35000	-	40.00%	1455
uniform, u44m13g.o	0.89471	0.00436	35000	-	44.40%	2348
1.13-l						
settled, r58l1310.o	0.91438	0.00320	14000	3/10	-	-
settled, r58l1370.o	0.90774	0.00408	14000	3/11	-	-
settled, r58l138.o	0.88759	0.00578	14000	3/13	-	-

**7.7.2 Altering WP Loading Scheme**

Another option for reducing the peak  $k_{eff}$  of a fully degraded WP is to alter the loading scheme for the current 21 PWR absorber plate WP (as defined in Ref. 5.5) to prevent the peak  $k_{eff}$  for the worst fully degraded configuration from exceeding a given value. Based on the analyses in Sections 7.3 and 7.4, it is evident that the worst fully degraded configuration is the flooded WP with a fully degraded basket, 58 vol% oxide settled to the bottom, and no boron remaining. For each of the 13 burnup/enrichment pairs ( $k_{\infty}$  bins) evaluated in Table 7.4-5, the peak  $k_{eff} + 2\sigma$  was selected, and an initial multivariate regression was performed in the SET LOADCURVE sheet of the attached Excel 7.0 spreadsheet, BURNRICH.XLW (see Section 9.0 and Attachment III), using the Excel regression tool. Various forms of the regression equation were tried, and the results for the equation which provided the best fit to the data are provided in Table 7.7.2-3. The form of the regression equation is as follows:

$$Peak\ k_{eff} + 2\sigma = C_0 + C_1B + C_2E + C_3B^2 + C_4E^2 + C_5B^3 + C_6E^3$$

where B is burnup in GWd/MTU, and E is initial enrichment in wt%. Based on this first regression, additional burnup/enrichment pairs were selected with predicted peak  $k_{eff}$  values in the range of 0.91, 0.93, 0.95, and 1.0, to better extend the range of the regression. The selected burnup/enrichment pairs, and the associated SAS2H input data (see Section 7.2 for method of calculation), are given in Table 7.7.2-1.

Table 7.7.2-1. Summary of Additional Burnup/Enrichment Pairs and Associated SAS2H Input Data for 58 Vol% Settled Peak  $k_{eff}$  Curve Verification Cases

	10 yr $k_{\infty}$ per assumption 4.3.11	Burnup (GWd/MTU)	U235 weight%	U234 weight%	U236 weight%	U238 weight%	EFPD at 7.25 MW/assy	SAS2H case
Settled 3.5 row $k_{eff}=0.91$	1.109	10	1.603	0.0129	0.0074	98.3767	640	e16b10
	1.073	20	2.275	0.0188	0.0105	97.6957	1280	e228b20
	1.057	30	3.142	0.0267	0.0145	96.8168	1920	e314b30
	1.039	45	4.568	0.0401	0.0210	95.3709	2880	e457b45
Settled 3.5 row $k_{eff}=0.93$	1.120	10	1.72	0.0139	0.0079	98.2582	640	e172b10
	1.086	20	2.435	0.0203	0.0112	97.5335	1280	e244b20
	1.071	30	3.363	0.0288	0.0155	96.5928	1920	e336b30
	1.048	45	4.787	0.0422	0.0220	95.1488	2880	e479b45
Settled 3.5 row $k_{eff}=0.95$	1.131	10	1.843	0.0150	0.0085	98.1335	640	e184b10
	1.100	20	2.606	0.0218	0.0120	97.3602	1280	e261b20
	1.086	30	3.597	0.0310	0.0165	96.3555	1920	e36b30
	1.057	45	4.993	0.0442	0.0230	94.9399	2880	e499b45
Settled 3.5 row $k_{eff}=1$	1.160	10	2.187	0.0181	0.0101	97.7849	640	e219b10
	1.135	20	3.092	0.0263	0.0142	96.8675	1280	e309b20
	1.073	45	5.449	0.0485	0.0251	94.4774	2880	e545b45

Using the isotopics for each burnup/enrichment pair, 58 vol% settled MCNP cases (identical to those discussed in Section 7.4 except for the number densities) were run for the 10,000 to 35,000 year time period, which is the approximate time frame of the peak  $k_{eff}$ . The burnup/enrichment pair number

densities for the principal isotopes were calculated from SAS2H output summary files in the same manner as in Section 7.2. The results of these additional MCNP cases are summarized in Table 7.7.2-2 (see Section 9.0 for the output files). The multivariate regression was then computed a second time using the peak  $k_{eff}+2\sigma$  for the original 13 cases plus the additional cases. The results of this second regression are also provided in Table 7.7.2-3. The adjusted  $R^2$  of 0.987 indicates that the fit is good. The actual and predicted peak  $k_{eff}+2\sigma$  values used in the development of the second regression are provided in Table 7.7.2-4, along with the residuals. Based on the second regression, Figure 7.7.2-1 shows the approximate locus of burnup/enrichment pairs which correspond to peak  $k_{eff}$  values of 0.91, 0.93, 0.95, and 1.0. This second regression may be used in place of assumption 4.3.11, and the 1.13  $k_{\infty}$  upper bound discussed in Ref. 5.5, to define the range of burnup/enrichments pairs which may be loaded into the 21 PWR absorber plate WP to maintain the peak  $k_{eff}$  below a specific value. This value must be determined based on the administrative margin and the bias in the method of calculation, of which the latter is not determined for this analysis. For the worst case 58 vol% settled oxide configuration, Table 7.7.2-5 demonstrates the effect of using 16 rod DCRA's on the  $k_{eff}$  of those  $k_{\infty}$  bins with  $k_{eff}$  values greater than 0.91 in Table 7.4-5. Similarly, Table 7.7.2-6 presents the  $k_{eff}$  results of adding DCRA's to the same fuels for the 33 vol% uniform oxide configuration. The naming convention for these cases is consistent with that shown in Table 7.4-1, except that the first character is replaced with a "C" to indicate that DCRA's are present. DCRA dimensions are given in assumption 4.3.15, and material compositions are given in Table 4.1-4.

Table 7.7.2-2.  $k_{eff}$  Results for 58 Vol% Settled Peak  $k_{eff}$  Curve Verification Cases

MCNP Case Name	Decay Time (years)	Burnup (GWd/MTU)	% Enrichment	$k_{eff}$	$2\sigma$
R58LA1B	10000	10	1.6	0.90667	0.00416
R58LA1C	12000	10	1.6	0.90612	0.00328
R58LA1D	14000	10	1.6	0.90808	0.00440
R58LA1E	18000	10	1.6	0.90803	0.00412
R58LA1F	25000	10	1.6	0.89989	0.00382
R58LA1G	35000	10	1.6	0.90138	0.00362
R58LA2B	10000	20	2.28	0.89226	0.00512
R58LA2C	12000	20	2.28	0.89870	0.00374
R58LA2D	14000	20	2.28	0.89466	0.00382
R58LA2E	18000	20	2.28	0.89158	0.00326
R58LA2F	25000	20	2.28	0.89721	0.00384
R58LA2G	35000	20	2.28	0.89137	0.00374
R58LA3B	10000	30	3.14	0.89648	0.00358
R58LA3C	12000	30	3.14	0.89871	0.00418
R58LA3D	14000	30	3.14	0.90178	0.00448
R58LA3E	18000	30	3.14	0.90280	0.00354
R58LA3F	25000	30	3.14	0.89835	0.00580
R58LA3G	35000	30	3.14	0.89661	0.00332
R58LA4B	10000	45	4.57	0.89940	0.00538
R58LA4C	12000	45	4.57	0.90401	0.00432
R58LA4D	14000	45	4.57	0.90601	0.00412
R58LA4E	18000	45	4.57	0.90718	0.00416

Table 7.7.2-2.  $k_{eff}$  Results for 58 Vol% Settled Peak  $k_{eff}$  Curve Verification Cases

MCNP Case Name	Decay Time (years)	Burnup (GWd/MTU)	% Enrichment	$k_{eff}$	$2\sigma$
R58LA4F	25000	45	4.57	0.90576	0.00368
R58LA4G	35000	45	4.57	0.90671	0.00440
R58LB1B	10000	10	1.72	0.92074	0.00398
R58LB1C	12000	10	1.72	0.92486	0.00346
R58LB1D	14000	10	1.72	0.92108	0.00508
R58LB1E	18000	10	1.72	0.92225	0.00428
R58LB1F	25000	10	1.72	0.92407	0.00416
R58LB1G	35000	10	1.72	0.91684	0.00376
R58LB2B	10000	20	2.44	0.91196	0.00448
R58LB2C	12000	20	2.44	0.91419	0.00394
R58LB2D	14000	20	2.44	0.91381	0.00328
R58LB2E	18000	20	2.44	0.91590	0.00284
R58LB2F	25000	20	2.44	0.91545	0.00318
R58LB2G	35000	20	2.44	0.90836	0.00348
R58LB3B	10000	30	3.36	0.91950	0.00386
R58LB3C	12000	30	3.36	0.91905	0.00482
R58LB3D	14000	30	3.36	0.92210	0.00426
R58LB3E	18000	30	3.36	0.92326	0.00346
R58LB3F	25000	30	3.36	0.91958	0.00384
R58LB3G	35000	30	3.36	0.92221	0.00378
R58LB4B	10000	45	4.79	0.91175	0.00498
R58LB4C	12000	45	4.79	0.91786	0.00494
R58LB4D	14000	45	4.79	0.91992	0.00434
R58LB4E	18000	45	4.79	0.92092	0.00438
R58LB4F	25000	45	4.79	0.92301	0.00402
R58LB4G	35000	45	4.79	0.92334	0.00372
R58LC1B	10000	10	1.84	0.94049	0.00502
R58LC1C	12000	10	1.84	0.94338	0.00436
R58LC1D	14000	10	1.84	0.94341	0.00378
R58LC1E	18000	10	1.84	0.93705	0.00410
R58LC1F	25000	10	1.84	0.93582	0.00496
R58LC1G	35000	10	1.84	0.93421	0.00454
R58LC2B	10000	20	2.61	0.93280	0.00336
R58LC2C	12000	20	2.61	0.92989	0.00370
R58LC2D	14000	20	2.61	0.93398	0.00440
R58LC2E	18000	20	2.61	0.94025	0.00406
R58LC2F	25000	20	2.61	0.93728	0.00444
R58LC2G	35000	20	2.61	0.93224	0.00560
R58LC3B	10000	30	3.6	0.93803	0.00562
R58LC3C	12000	30	3.6	0.93878	0.00384
R58LC3D	14000	30	3.6	0.94272	0.00478
R58LC3E	18000	30	3.6	0.94864	0.00412

Table 7.7.2-2.  $k_{eff}$  Results for 58 Vol% Settled Peak  $k_{eff}$  Curve Verification Cases

MCNP Case Name	Decay Time (years)	Burnup (GWd/MTU)	% Enrichment	$k_{eff}$	$2\sigma$
R58LC3F	25000	30	3.6	0.94351	0.00460
R58LC3G	35000	30	3.6	0.94127	0.00412
R58LC4B	10000	45	4.99	0.92856	0.00552
R58LC4C	12000	45	4.99	0.92840	0.00392
R58LC4D	14000	45	4.99	0.93564	0.00362
R58LC4E	18000	45	4.99	0.93687	0.00394
R58LC4F	25000	45	4.99	0.93752	0.00370
R58LC4G	35000	45	4.99	0.93883	0.00412
R58LD1B	10000	10	2.19	0.99048	0.00356
R58LD1C	12000	10	2.19	0.98735	0.00372
R58LD1D	14000	10	2.19	0.98956	0.00472
R58LD1E	18000	10	2.19	0.98615	0.00560
R58LD1F	25000	10	2.19	0.98802	0.00436
R58LD1G	35000	10	2.19	0.98707	0.00364
R58LD2B	10000	20	3.09	0.97864	0.00490
R58LD2C	12000	20	3.09	0.98234	0.00360
R58LD2D	14000	20	3.09	0.98568	0.00446
R58LD2E	18000	20	3.09	0.98514	0.00376
R58LD2F	25000	20	3.09	0.98517	0.00416
R58LD2G	35000	20	3.09	0.98400	0.00348
R58LD3B	10000	45	5.45	0.95992	0.00428
R58LD3C	12000	45	5.45	0.96064	0.00410
R58LD3D	14000	45	5.45	0.96160	0.00392
R58LD3E	18000	45	5.45	0.97201	0.00472
R58LD3F	25000	45	5.45	0.97006	0.00518
R58LD3G	35000	45	5.45	0.97330	0.00486

Table 7.7.2-3. Regression Results for 58 Vol% Settled Peak  $k_{eff}$  as a Function of Burnup and Enrichment

Regression Constants	First Fit (Sect. 7.4 Data Only)	Second Fit (Sect. 7.4 + new cases)
$C_0$	6.08171e-01	6.40653e-01
$C_1$	-1.05737e-02	-1.02912e-02
$C_2$	3.46934e-01	3.00169e-01
$C_3$	1.40880e-07	-2.54581e-05
$C_4$	-6.71155e-02	-4.90929e-02
$C_5$	5.80601e-07	9.92035e-07
$C_6$	5.66667e-03	3.64521e-03
Adjusted R Square	0.99330	0.98723
Standard Error	0.00454	0.00483

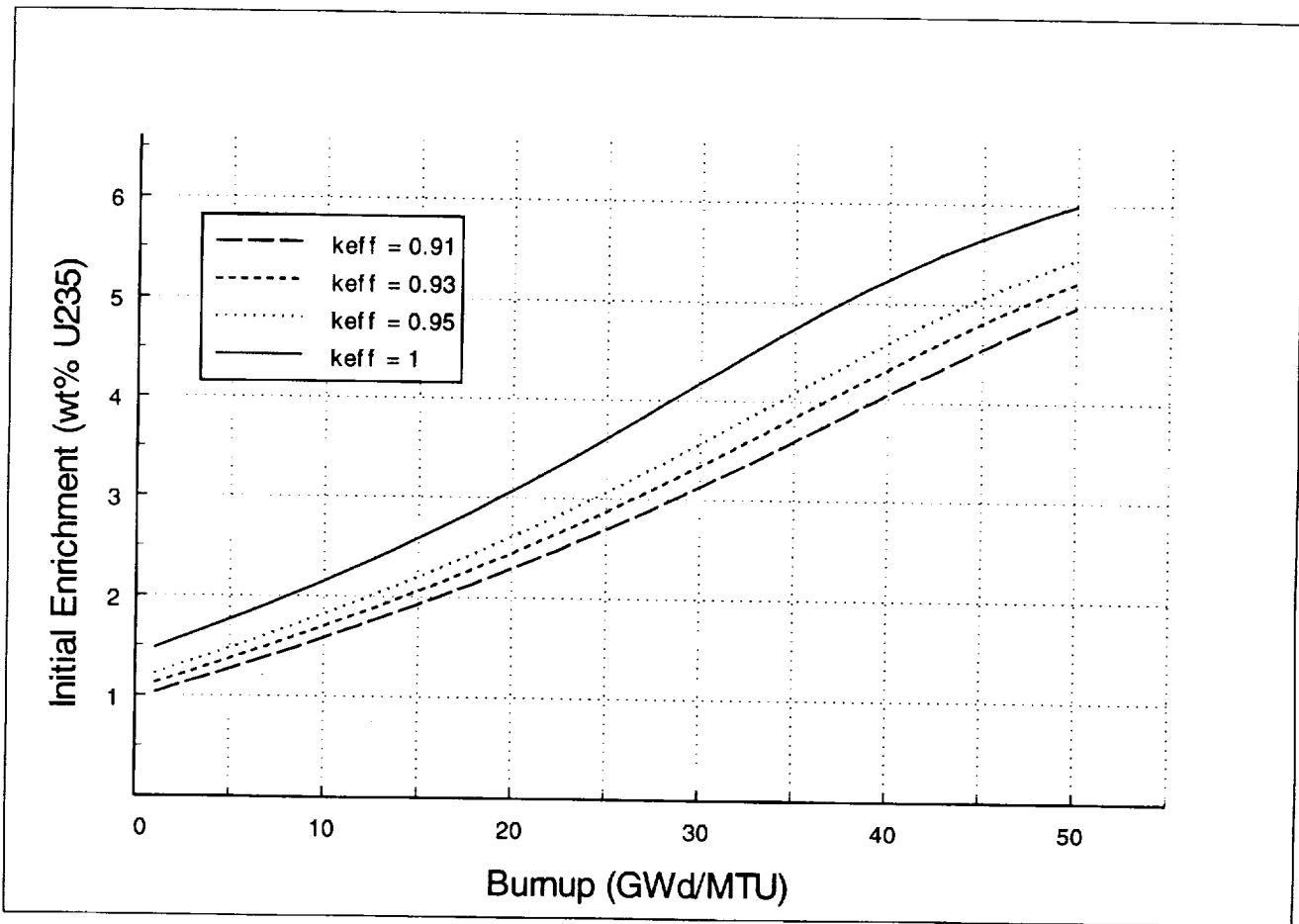


Figure 7.7.2-1. Peak  $k_{eff} + 2\sigma$  as a Function of Burnup and Enrichment for the Flooded Fully Degraded WP Basket with 58 Vol% Iron Oxide Settled to the Bottom and No Boron Remaining



Table 7.7.2-4. Additional Second Regression Goodness-of-Fit Information for Fully Degraded WP with 58Vol% Settled Oxide Peak  $k_{eff} + 2\sigma$

Burnup (Gwd/MTU)	Initial Enrichment (wt%)	MCNP Peak $k_{eff} + 2\sigma$	Regression Peak $k_{eff} + 2\sigma$	Residuals
9	1.7	0.9393	0.93301	0.00631
27	3.9	1.0027	1.00394	-0.00126
34	4.9	1.0235	1.02128	0.00218
3	0.8	0.8119	0.82016	-0.00830
23.5	3	0.9532	0.95472	-0.00149
35	4.5	0.9898	0.98061	0.00917
12	1.5	0.8737	0.86730	0.00636
28	3.25	0.9352	0.93646	-0.00130
39	4.6	0.9576	0.95620	0.00144
32.5	3.5	0.9189	0.91885	0.00005
44	4.9	0.9467	0.94402	0.00270
38.5	3.85	0.9004	0.89931	0.00109
48	4.9	0.9197	0.91869	0.00100
10	1.603	0.9125	0.90622	0.00626
10	1.72	0.92832	0.92579	0.00253
10	1.843	0.94774	0.94547	0.00227
10	2.187	0.99428	0.99598	-0.00170
20	2.275	0.90244	0.90430	-0.00186
20	2.435	0.91874	0.92504	-0.00630
20	2.606	0.94431	0.94593	-0.00162
20	3.092	0.99014	0.99911	-0.00897
30	3.142	0.90634	0.90734	-0.00100
30	3.363	0.92672	0.92867	-0.00195
30	3.597	0.95276	0.94996	0.00280
45	4.568	0.91134	0.91062	0.00072
45	4.787	0.92706	0.92819	-0.00113
45	4.993	0.94295	0.94499	-0.00204
45	5.449	0.97816	0.98413	-0.00597

Table 7.7.2-5. Time Effects on Fully Degraded Basket  $k_{eff}$  for 58 Vol% Settled Oxide With 16 Rod DCRA's In All Assemblies

Decay Time (yrs)	$k_{eff}$	$2\sigma$	$k_{eff}$	$2\sigma$	$k_{eff}$	$2\sigma$
	1.13-h		1.10-h		1.08-h	
8000	0.75204	0.00546	0.72064	0.0042	0.7019	0.00424
10000	0.75655	0.00424	0.72691	0.00454	0.70756	0.00468
12000	0.75566	0.00526	0.72715	0.00424	0.70914	0.00228
14000	0.75651	0.00476	0.72998	0.00442	0.70956	0.00394
18000	0.75747	0.00368	0.73203	0.0032	0.70852	0.00432
25000	0.7599	0.00448	0.72613	0.00378	0.70927	0.0045
35000	0.75875	0.00464	0.72444	0.00468	0.70356	0.00322
45000	0.75386	0.00362	0.71759	0.00456	0.69672	0.00458
100000	0.73849	0.0031	0.70075	0.00408	0.68402	0.00366
	1.13-m		1.10-m		1.08-m	
8000	0.73572	0.0051	0.68735	0.00358	0.68221	0.00352
10000	0.74013	0.0052	0.68664	0.0043	0.67753	0.00318
12000	0.73847	0.00348	0.69208	0.00432	0.67563	0.00434
14000	0.73576	0.00364	0.69008	0.00492	0.68044	0.0033
18000	0.73716	0.00418	0.68715	0.00458	0.67465	0.00454
25000	0.73445	0.0041	0.68899	0.00358	0.67482	0.00396
35000	0.73093	0.00466	0.68231	0.00422	0.67211	0.00374
45000	0.72928	0.00416	0.67621	0.0038	0.66733	0.0051
100000	0.71176	0.00422	0.65886	0.00388	0.64952	0.0044
	1.13-l					
8000	0.6628	0.00342				
10000	0.66474	0.00304				
12000	0.66606	0.00354				
14000	0.66419	0.00366				
18000	0.66124	0.00354				
25000	0.65743	0.00396				
35000	0.65509	0.0033				
45000	0.64841	0.00394				
100000	0.62743	0.0032				

Table 7.7.2-6. Time Effects on Fully Degraded Basket  $k_{eff}$  for 33 Vol% Uniform Oxide With 16 Rod DCRA's In All Assemblies

Decay (years)	$k_{eff}$	$2\sigma$	$k_{eff}$	$2\sigma$	$k_{eff}$	$2\sigma$
	1.13-h		1.10-h		1.08-h	
8000	0.70195	0.00452	0.67601	0.00384	0.65841	0.00466
10000	0.70828	0.00374	0.67213	0.00396	0.65448	0.00328
12000	0.70670	0.00416	0.67477	0.00510	0.65751	0.00376
14000	0.70669	0.00302	0.67939	0.00378	0.66029	0.00464
18000	0.71118	0.00340	0.67673	0.00318	0.66125	0.00394
25000	0.71312	0.00458	0.67612	0.00378	0.65582	0.00364
35000	0.70693	0.00444	0.66659	0.00384	0.65466	0.00504
45000	0.70063	0.00280	0.66538	0.00434	0.65036	0.00372
100000	0.68661	0.00444	0.64954	0.00426	0.63074	0.00376
	1.13-m		1.10-m		1.08-m	
8000	0.68420	0.00462	0.63768	0.00294	0.62883	0.00304
10000	0.68178	0.00320	0.63810	0.00322	0.63098	0.00390
12000	0.68563	0.00356	0.63464	0.00338	0.62647	0.00326
14000	0.68822	0.00378	0.63806	0.00426	0.62754	0.00400
18000	0.68695	0.00320	0.63649	0.00338	0.62712	0.00400
25000	0.68501	0.00330	0.63502	0.00354	0.62820	0.00436
35000	0.67843	0.00266	0.63111	0.00450	0.61921	0.00336
45000	0.67134	0.00372	0.62420	0.00342	0.61169	0.00334
100000	0.65772	0.00416	0.60451	0.00310	0.59097	0.00310
	1.13-l					
8000	0.61110	0.00274				
10000	0.60694	0.00412				
12000	0.60810	0.00278				
14000	0.60865	0.00326				
18000	0.60384	0.00362				
25000	0.60356	0.00324				
35000	0.59380	0.00330				
45000	0.58766	0.00356				
100000	0.57205	0.00306				

## 8. Conclusions

In compliance with the M&O Quality Administrative Procedures, the design results presented in this document can not be used for procurement, fabrication, or construction unless properly identified, tracked as TBV, and controlled by the appropriate procedures. Furthermore, the bias and uncertainty in the method of calculation used for this analysis are also TBV. The bias and uncertainty will be determined at some future point based on the work currently being performed by the WPD Criticality Analysis Methodology Group to develop a bounding method for performing disposal criticality analysis using burnup credit with the SAS2H/MCNP code system (see assumption 4.3.16).

This evaluation provided a refinement of the PWR AUCF WP degradation scenarios discussed in previous degraded mode analyses (see Section 7.1), performed parametric criticality analysis on the resulting configurations for each scenario to identify those which may be of concern (as well as eliminate some configurations from further concern; see Sections 7.2 to 7.5), and developed  $k_{\text{eff}}$  regressions to be used in future analyses of criticality probability for the current PWR WP designs (see Section 7.6). Potential design options for reducing the  $k_{\text{eff}}$  of the degraded configurations (see Section 7.7) were also discussed.

The worst case degraded configuration was identified in Section 7.4 as a flooded absorber plate WP with a fully degraded basket, no boron remaining, and all oxide corrosion products settled to the bottom of the WP (settled oxide  $k_{\text{eff}}$  values are  $\approx 4\%$  higher than uniform oxide for fully degraded basket with the same amount of oxide). However, the worst projected fuel for the absorber rod WP never exceeded a  $k_{\text{eff}}$  of 0.92 in the same configuration when 16 rod natural  $B_4C$  DCRA's were used. Furthermore, configurations involving unflooded absorber plate WPs with only hydrated oxide settled to the bottom were eliminated from further consideration in Section 7.4. Also, Section 7.5 verified that mechanisms which result in collapse of the fuel spacer grids and consolidation of the fuel rods, such as dynamic loading (e.g., rockfall) or spacer grid corrosion, will reduce  $k_{\text{eff}}$  by 2% to 20% depending on the amount of consolidation.

Section 7.6 accomplished the primary objective of this analysis by using the data from Sections 7.3 and 7.4 to develop multivariate nonlinear regressions which relate the  $k_{\text{eff}}$  for a particular class of configurations (e.g., intact fuel with fully degraded basket and oxide settled to bottom of WP) to various parameters for that class (e.g., time, burnup, enrichment, assemblies covered by oxide, etc...). For the settled oxide configurations, regressions were also developed which provide the  $\Delta k_{\text{eff}}/k_{\text{eff}}$  resulting from various amounts of boron in solution (which would be present in a flooded WP during corrosion of the borated stainless steel). The regression equations and their use are discussed further in Section 7.6.

Finally, Section 7.7 identified options for reducing the peak postclosure  $k_{\text{eff}}$  of the absorber plate WP. The first option involves adding sufficient (2,659 kg) carbon steel to the intact basket to reduce the  $k_{\text{eff}}$  to below 0.91 for all fuels currently planned to be loaded into the absorber plate WP ( $1.0 \leq k_{\infty} < 1.13$ ; see Ref. 5.5). This carbon steel has the effect of providing additional iron oxide when it corrodes, which is insoluble, occupies a greater volume than the undegraded steel (e.g., excludes moderator), and is a fair neutron absorber. The second option does not require any change to the WP designs, but requires abandoning the use of  $k_{\infty}$  as a means for binning fuel assemblies into one WP type or another, and results in a greater number of absorber rod WPs. Section 7.7.2 provides a regression which gives the peak  $k_{\text{eff}}$

of the worst degraded configuration for the absorber plate WP as a function of the burnup and enrichment of the fuel assemblies, and can be used to determine which fuel should be placed in the absorber rod WP.

## 9. Attachments

The hardcopy attachments are listed in Table 9-1 below.

Table 9-1. List of Attachments

Attachment Number	Description	Pages	Date
I	Source Code for BURNRICH.C	2	8/5/97
II	Source Code for AMIGO.BAS	4	8/5/97
III	Calculations from Excel 7.0 spreadsheet BURNRICH.XLW	14	8/21/97
IV	Calculations from Mathcad+ 6.0 worksheet BORIDE.MCD	5	8/21/97
V	getPI awk script	1	8/5/97
VI	Sample SAS2H/ORIGEN-S input file (e49b34.input)	2	8/21/97
VII	Sample MCNP input for Partially Degraded Basket w/ Uniform Oxide (b30h13a)	6	8/12/97
VIII	Sample MCNP input for Partially Degraded Basket w/ Settled Oxide (b08h13a)	7	8/12/97
IX	Sample MCNP input for Fully Degraded Basket w/ Uniform Oxide (u33h13a)	3	8/12/97
X	Sample MCNP input for Fully Degraded Basket w/ Settled Oxide (r58h13f)	4	8/12/97
XI	Summary of curie content of TSPA-95 radionuclides (Ref. 5.33, Table 7.6-1) as a function of time from the SAS2H/ORIGEN-S output file for e49b34 (4.9% enrichment, 34 GWd/MTU burnup). Note that nuclides not present at a given time are not listed. This information is summarized for use in a future analysis of internal criticality consequences	20	8/31/97

The following supporting documents are in electronic form on three Colorado Trakker® tapes and two floppy disks (Ref. 5.57) and are listed below. Each file is identified by it's name, size (in bytes), and the date and time of last access. The files are grouped into directories according to their associated application and subject. There are a total of 2,802 files listed.

.. \AMIGO				
AMIGO	BAS	12,865	07-04-97	4:56p AMIGO.BAS
R58	TMP	9,241	07-03-97	5:04p R58.tmp
A08	TMP	17,594	07-04-97	3:30p A08.tmp
A30	TMP	14,353	07-04-97	3:31p A30.tmp
B08	TMP	17,590	07-04-97	3:33p B08.tmp
B09	TMP	17,593	07-04-97	3:34p B09.tmp
B30	TMP	14,299	07-04-97	3:35p B30.tmp
B33	TMP	11,554	07-07-97	4:44p B33.TMP
B35	TMP	14,302	07-04-97	5:04p B35.tmp
BF10	TMP	17,830	07-07-97	4:19p BF10.TMP

BR58	TMP	9,467	07-07-97	4:18p	BR58.TMP
C08	TMP	17,596	07-04-97	5:09p	C08.tmp
C09	TMP	17,593	07-04-97	3:52p	C09.tmp
C30	TMP	14,299	07-04-97	3:53p	C30.tmp
C35	TMP	14,299	07-04-97	3:55p	C35.tmp
D08	TMP	17,600	07-04-97	4:09p	D08.TMP
D10	TMP	17,600	07-04-97	4:13p	D10.TMP
D30	TMP	14,303	07-04-97	4:17p	D30.TMP
D40	TMP	14,302	07-04-97	4:20p	D40.TMP
E08	TMP	17,594	07-04-97	4:26p	E08.TMP
E10	TMP	17,595	07-04-97	4:30p	E10.TMP
E30	TMP	14,299	07-04-97	4:33p	E30.TMP
E40	TMP	14,298	07-04-97	4:36p	E40.TMP
F08	TMP	17,599	07-04-97	4:40p	F08.TMP
F10	TMP	17,600	07-04-97	4:57p	F10.TMP
F30	TMP	14,302	07-04-97	4:42p	F30.TMP
F40	TMP	14,301	07-04-97	4:43p	F40.TMP
G08	TMP	17,599	07-04-97	4:45p	G08.TMP
G10	TMP	17,600	07-04-97	4:47p	G10.TMP
G30	TMP	14,302	07-04-97	4:50p	G30.TMP
G40	TMP	14,302	07-04-97	4:53p	G40.TMP
A00	TMP	14,412	07-04-97	3:26p	A00.tmp
R58CR	TMP	9,390	07-09-97	11:42a	R58CR.TMP
RB1	TMP	9,307	07-07-97	4:23p	RB1.TMP
RB10	TMP	9,309	07-07-97	4:18p	RB10.TMP
RB2	TMP	9,307	07-08-97	5:46p	RB2.TMP
RB5	TMP	9,307	07-08-97	5:39p	RB5.TMP
RBC	TMP	9,368	07-07-97	4:27p	RBC.TMP
RBP1	TMP	9,310	07-07-97	4:31p	RBP1.TMP
RBP2	TMP	9,309	07-08-97	5:47p	RBP2.TMP
RBP5	TMP	9,309	07-08-97	6:04p	RBP5.TMP
U30	TMP	8,333	07-03-97	12:09p	U30.TMP
U33	TMP	8,335	07-03-97	12:12p	U33.TMP
U40	TMP	8,331	07-03-97	12:11p	U40.TMP
R3	TMP	9,246	07-25-97	8:41a	R3.TMP
R4	TMP	9,245	07-25-97	8:33a	R4.TMP
R45	TMP	9,246	07-25-97	8:47a	R45.TMP
<u>.. \Burnrich</u>					
BURNRICH C		6,027	06-21-97	8:30a	BURNRICH.C
BURNRICH OUT		447,930	04-08-97	4:03p	BURNRICH.OUT
<u>.. \Excel</u>					
BURNRICH XLW		2,228,736	08-01-97	4:41p	BURNRICH.XLW
<u>.. \Mathcad</u>					
BORIDE MCD		10,257	08-01-97	4:41p	boride.mcd
<u>.. \MCNPcases\Sect7-3\Tab73-6</u>					
RB10B08		18,600	08-05-97	11:11a	rb10b08
RB10B08	O	332,803	08-05-97	11:11a	rb10b08.O
RB10B09		18,592	08-05-97	11:11a	rb10b09
RB10B09	O	333,371	08-05-97	11:11a	rb10b09.O
RB10D08		18,604	08-05-97	11:11a	rb10d08
RB10D08	O	332,773	08-05-97	11:11a	rb10d08.O
RB10D10		18,604	08-05-97	11:11a	rb10d10
RB10D10	O	332,977	08-05-97	11:11a	rb10d10.O
RB10G08		18,603	08-05-97	11:11a	rb10g08
RB10G08	O	332,947	08-05-97	11:11a	rb10g08.O
RB10G10		18,604	08-05-97	11:11a	rb10g10
RB10G10	O	333,124	08-05-97	11:11a	rb10g10.O
RB1B08		18,600	08-05-97	11:11a	rb1b08
RB1B08	O	333,136	08-05-97	11:11a	rb1b08.O
RB1B09		18,592	08-05-97	11:11a	rb1b09
RB1B09	O	333,082	08-05-97	11:11a	rb1b09.O
RB1D08		18,604	08-05-97	11:11a	rb1d08
RB1D08	O	333,031	08-05-97	11:11a	rb1d08.O
RB1D10		18,604	08-05-97	11:11a	rb1d10
RB1D10	O	332,899	08-05-97	11:11a	rb1d10.O
RB1G08		18,603	08-05-97	11:11a	rb1g08
RB1G08	O	333,039	08-05-97	11:11a	rb1g08.O
RB1G10		18,604	08-05-97	11:11a	rb1g10
RB1G10	O	332,740	08-05-97	11:11a	rb1g10.O
RB2B08		18,600	08-05-97	11:11a	rb2b08
RB2B09		18,592	08-05-97	11:11a	rb2b09
RB2D08		18,604	08-05-97	11:11a	rb2d08
RB2D10		18,604	08-05-97	11:11a	rb2d10
RB2G08		18,603	08-05-97	11:11a	rb2g08
RB5B09	O	333,315	08-05-97	11:11a	rb5b09.O
RB2B09	O	333,292	07-16-97	2:07p	rb2b09.O
RBP2B09	O	333,202	08-05-97	11:11a	rbp2b09.O

RBP2G10	O	333,144	08-05-97	11:12a	rbp2g10.O
RB5G08	O	333,124	08-05-97	11:11a	rb5g08.O
RBP5B09	O	333,112	08-05-97	11:12a	rbp5b09.O
RBP2B08	O	333,061	08-05-97	11:11a	rbp2b08.O
RBP5B08	O	333,031	08-05-97	11:12a	rbp5b08.O
RBP2G08	O	333,019	08-05-97	11:11a	rbp2g08.O
RBP5G08	O	333,004	08-05-97	11:12a	rbp5g08.O
RBP5D08	O	332,997	08-05-97	11:12a	rbp5d08.O
RB2D08	O	332,977	08-05-97	11:11a	rb2d08.O
RB2G10	O	332,950	08-05-97	11:11a	rb2g10.O
RB2B08	O	332,950	07-16-97	2:07p	rb2b08.O
RB5D10	O	332,947	08-05-97	11:11a	rb5d10.O
RB2D10	O	332,920	08-05-97	11:11a	rb2d10.O
RBP2D08	O	332,850	08-05-97	11:11a	rbp2d08.O
RB5D08	O	332,817	08-05-97	11:11a	rb5d08.O
RB5G10	O	332,800	08-05-97	11:11a	rb5g10.O
RB2G08	O	332,773	08-05-97	11:11a	rb2g08.O
RBP5D10	O	332,767	08-05-97	11:12a	rbp5d10.O
RBP2D10	O	332,767	08-05-97	11:11a	rbp2d10.O
RB5B08	O	332,662	08-05-97	11:11a	rb5b08.O
RBP5G10	O	332,541	08-05-97	11:12a	rbp5g10.O
RB2G10		18,604	08-05-97	11:11a	rb2g10
RB5B08		18,600	08-05-97	11:11a	rb5b08
RB5B09		18,592	08-05-97	11:11a	rb5b09
RB5D08		18,604	08-05-97	11:11a	rb5d08
RB5D10		18,604	08-05-97	11:11a	rb5d10
RB5G08		18,603	08-05-97	11:11a	rb5g08
RB5G10		18,604	08-05-97	11:11a	rb5g10
RBP1B08		18,600	08-05-97	11:11a	rbp1b08
RBP1B08	O	333,061	08-05-97	11:11a	rbp1b08.O
RBP1B09		18,592	08-05-97	11:11a	rbp1b09
RBP1B09	O	333,055	08-05-97	11:11a	rbp1b09.O
RBP1D08		18,604	08-05-97	11:11a	rbp1d08
RBP1D08	O	333,024	08-05-97	11:11a	rbp1d08.O
RBP1D10		18,604	08-05-97	11:11a	rbp1d10
RBP1D10	O	332,767	08-05-97	11:11a	rbp1d10.O
RBP1G08		18,603	08-05-97	11:11a	rbp1g08
RBP1G08	O	332,884	08-05-97	11:11a	rbp1g08.O
RBP1G10		18,604	08-05-97	11:11a	rbp1g10
RBP1G10	O	333,015	08-05-97	11:11a	rbp1g10.O
RBP2B08		18,600	08-05-97	11:11a	rbp2b08
RBP2B09		18,592	08-05-97	11:12a	rbp2b09
RBP2D08		18,604	08-05-97	11:12a	rbp2d08
RBP2D10		18,604	08-05-97	11:12a	rbp2d10
RBP2G08		18,603	08-05-97	11:12a	rbp2g08
RBP2G10		18,604	08-05-97	11:12a	rbp2g10
RBP5B08		18,600	08-05-97	11:12a	rbp5b08
RBP5B09		18,592	08-05-97	11:12a	rbp5b09
RBP5D08		18,604	08-05-97	11:12a	rbp5d08
RBP5D10		18,604	08-05-97	11:12a	rbp5d10
RBP5G08		18,603	08-05-97	11:12a	rbp5g08
RBP5G10		18,604	08-05-97	11:12a	rbp5g10

... \MCNCases \Sect7-3 \Tab732&3

G40H13B		15,279	07-07-97	9:34a	G40H13B
G30H13F	O	270,588	07-07-97	9:35a	G30H13F.O
G40H13A		15,280	07-07-97	9:34a	G40H13A
G40H13A	O	271,372	07-07-97	9:31a	G40H13A.O
G30H13F		15,249	07-07-97	9:34a	G30H13F
G40H13B	O	271,289	07-07-97	9:31a	G40H13B.O
G40H13C		15,280	07-07-97	9:34a	G40H13C
G40H13C	O	271,259	07-07-97	9:31a	G40H13C.O
G40H13D		15,281	07-07-97	9:34a	G40H13D
G40H13D	O	271,289	07-07-97	9:31a	G40H13D.O
G40H13E		15,250	07-07-97	9:34a	G40H13E
G40H13E	O	270,752	07-07-97	9:31a	G40H13E.O
G40H13F		15,249	07-07-97	9:34a	G40H13F
G40H13F	O	270,911	07-07-97	9:31a	G40H13F.O
G40H13G		15,186	07-07-97	9:34a	G40H13G
G40H13G	O	269,443	07-07-97	9:31a	G40H13G.O
G40H13H		15,186	07-07-97	9:34a	G40H13H
G40H13H	O	269,691	07-07-97	9:31a	G40H13H.O
G40H13I		15,186	07-07-97	9:34a	G40H13I
G40H13I	O	269,838	07-07-97	9:31a	G40H13I.O
G40H13J		15,184	07-07-97	9:34a	G40H13J
G40H13J	O	269,664	07-07-97	9:31a	G40H13J.O
A30H13F		15,300	07-07-97	9:34a	A30H13F
A30H13F	O	270,740	07-07-97	9:31a	A30H13F.O
A00H13F	O	264,943	07-07-97	9:31a	A00H13F.O
A00H13F		15,302	07-07-97	9:33a	A00H13F
B30H13G	O	269,519	07-07-97	9:31a	B30H13G.O

B30H13A	O	270,948	07-07-97	9:31a	B30H13A.O
B30H13B		15,276	07-07-97	9:33a	B30H13B
B30H13B	O	271,095	07-07-97	9:31a	B30H13B.O
B30H13C		15,277	07-07-97	9:34a	B30H13C
B30H13C	O	270,921	07-07-97	9:31a	B30H13C.O
B30H13D		15,278	07-07-97	9:33a	B30H13D
B30H13D	O	271,095	07-07-97	9:31a	B30H13D.O
B30H13E		15,247	07-07-97	9:34a	B30H13E
B30H13E	O	270,588	07-07-97	9:31a	B30H13E.O
B30H13F		15,246	07-07-97	9:33a	B30H13F
B30H13F	O	270,581	07-07-97	9:31a	B30H13F.O
B30H13G		15,183	07-07-97	9:34a	B30H13G
B30H13A		15,277	07-07-97	9:34a	B30H13A
B30H13H		15,183	07-07-97	9:33a	B30H13H
B30H13H	O	269,629	07-07-97	9:31a	B30H13H.O
B30H13I		15,183	07-07-97	9:34a	B30H13I
B30H13I	O	269,463	07-07-97	9:31a	B30H13I.O
B30H13J		15,181	07-07-97	9:33a	B30H13J
B30H13J	O	269,350	07-07-97	9:31a	B30H13J.O
B35H13F		15,249	07-07-97	9:34a	B35H13F
B35H13F	O	270,615	07-07-97	9:31a	B35H13F.O
C30H13F	O	270,498	07-07-97	9:31a	C30H13F.O
C30H13F		15,246	07-07-97	9:34a	C30H13F
C35H13F		15,246	07-07-97	9:33a	C35H13F
C35H13F	O	270,434	07-07-97	9:31a	C35H13F.O
D30H13H		15,187	07-07-97	9:34a	D30H13H
D30H13A	O	270,951	07-07-97	9:31a	D30H13A.O
D30H13B		15,280	07-07-97	9:34a	D30H13B
D30H13B	O	271,068	07-07-97	9:31a	D30H13B.O
D30H13C		15,281	07-07-97	9:33a	D30H13C
D30H13C	O	271,125	07-07-97	9:31a	D30H13C.O
D30H13D		15,282	07-07-97	9:34a	D30H13D
D30H13D	O	271,125	07-07-97	9:31a	D30H13D.O
D30H13E		15,251	07-07-97	9:33a	D30H13E
D30H13E	O	270,461	07-07-97	9:31a	D30H13E.O
D30H13F		15,250	07-07-97	9:34a	D30H13F
D30H13F	O	270,720	07-07-97	9:31a	D30H13F.O
D30H13G		15,187	07-07-97	9:33a	D30H13G
D30H13G	O	269,602	07-07-97	9:31a	D30H13G.O
D30H13A		15,281	07-07-97	9:33a	D30H13A
D30H13H	O	269,343	07-07-97	9:31a	D30H13H.O
D30H13I		15,187	07-10-97	5:22p	D30H13I
D30H13I	O	270,651	07-10-97	5:22p	D30H13I.O
D30H13J		15,185	07-07-97	9:34a	D30H13J
D30H13J	O	269,527	07-07-97	9:31a	D30H13J.O
D40H13F		15,249	07-07-97	9:34a	D40H13F
D40H13F	O	270,956	07-07-97	9:31a	D40H13F.O
E30H13F	O	270,588	07-07-97	9:31a	E30H13F.O
E30H13F		15,246	07-07-97	9:34a	E30H13F
E40H13F		15,245	07-07-97	9:34a	E40H13F
E40H13F	O	270,779	07-07-97	9:31a	E40H13F.O
F30H13F	O	270,498	07-07-97	9:31a	F30H13F.O
F30H13F		15,249	07-07-97	9:34a	F30H13F
F40H13F		15,248	07-07-97	9:34a	F40H13F
F40H13F	O	270,809	07-07-97	9:31a	F40H13F.O
A00L13F	O	264,681	07-10-97	5:11p	A00L13F.O
G40L13J	O	269,391	07-10-97	5:11p	G40L13J.O
G40L13I	O	269,535	07-10-97	5:11p	G40L13I.O
G40L13H	O	269,697	07-10-97	5:11p	G40L13H.O
G40L13G	O	269,443	07-10-97	5:11p	G40L13G.O
G40L13F	O	270,561	07-10-97	5:11p	G40L13F.O
G40L13E	O	270,677	07-10-97	5:11p	G40L13E.O
G40L13D	O	271,041	07-10-97	5:11p	G40L13D.O
G40L13C	O	271,436	07-10-97	5:11p	G40L13C.O
G40L13B	O	271,188	07-10-97	5:11p	G40L13B.O
G40L13A	O	271,320	07-10-97	5:11p	G40L13A.O
D30L13J	O	269,227	07-10-97	5:11p	D30L13J.O
D30L13I	O	269,527	07-10-97	5:11p	D30L13I.O
D30L13H	O	269,500	07-10-97	5:11p	D30L13H.O
D30L13G	O	269,257	07-10-97	5:11p	D30L13G.O
D30L13F	O	270,645	07-10-97	5:11p	D30L13F.O
D30L13E	O	270,611	07-10-97	5:11p	D30L13E.O
D30L13D	O	271,046	07-10-97	5:11p	D30L13D.O
D30L13C	O	270,957	07-10-97	5:11p	D30L13C.O
D30L13B	O	270,951	07-10-97	5:11p	D30L13B.O
D30L13A	O	270,948	07-10-97	5:11p	D30L13A.O
B30L13J	O	269,485	07-10-97	5:11p	B30L13J.O
B30L13I	O	269,346	07-10-97	5:11p	B30L13I.O
B30L13H	O	269,380	07-10-97	5:11p	B30L13H.O
B30L13G	O	269,493	07-10-97	5:11p	B30L13G.O
B30L13F	O	270,630	07-10-97	5:11p	B30L13F.O



Table with columns for ID, Value, Date, Time, and Description. Rows include configurations like B30L13E, B30L13D, B30L13C, etc., with associated numerical values and dates.

Table with 6 columns: ID, Status, Value, Date, Time, and Name. Contains a list of configurations such as D30M13G, B30M13H, G40M13G, etc., with associated numerical values and dates.

# Waste Package Development

# Design Analysis

Title: Criticality Evaluation of Degraded Internal Configurations for the PWR AUCF WP Designs  
Document Identifier: BBA000000-01717-0200-00056 REV 00

Page 83 of 113

B30M10C	O	272,396	08-05-97	11:06a	B30M10C.O
B30M10B	O	272,242	08-05-97	11:06a	B30M10B.O
B30M10A	O	272,408	08-05-97	11:06a	B30M10A.O
B30M10C		15,278	08-05-97	11:07a	B30M10C
B30M10E		15,248	08-05-97	11:07a	B30M10E
B30M10H		15,180	08-05-97	11:07a	B30M10H
B30M10J		15,183	08-05-97	11:07a	B30M10J
D30M10B		15,282	08-05-97	11:07a	D30M10B
D30M10D		15,281	08-05-97	11:07a	D30M10D
D30M10G		15,188	08-05-97	11:07a	D30M10G
D30M10I		15,186	08-05-97	11:07a	D30M10I
G40M10A		15,281	08-05-97	11:07a	G40M10A
G40M10C		15,281	08-05-97	11:07a	G40M10C
G40M10E		15,251	08-05-97	11:07a	G40M10E
G40M10H		15,183	08-05-97	11:07a	G40M10H
G40M10J		15,186	08-05-97	11:07a	G40M10J
G40M10I		15,185	08-05-97	11:07a	G40M10I
G40M10G		15,187	08-05-97	11:07a	G40M10G
G40M10D		15,280	08-05-97	11:07a	G40M10D
G40M10B		15,281	08-05-97	11:07a	G40M10B
D30M10J		15,187	08-05-97	11:07a	D30M10J
D30M10H		15,184	08-05-97	11:07a	D30M10H
D30M10E		15,252	08-05-97	11:07a	D30M10E
D30M10C		15,282	08-05-97	11:07a	D30M10C
D30M10A		15,282	08-05-97	11:07a	D30M10A
B30M10I		15,182	08-05-97	11:07a	B30M10I
B30M10G		15,184	08-05-97	11:07a	B30M10G
B30M10D		15,277	08-05-97	11:07a	B30M10D
B30M10B		15,278	08-05-97	11:07a	B30M10B
B30M10A		15,278	08-05-97	11:07a	B30M10A
G40H10F	O	270,779	08-05-97	1:10p	G40H10F.O
G30H10F	O	270,630	08-05-97	1:10p	G30H10F.O
F40H10F	O	270,922	08-05-97	1:10p	F40H10F.O
F30H10F	O	270,434	08-05-97	1:10p	F30H10F.O
E30H10F	O	264,950	08-05-97	1:10p	E30H10F.O
D40H10F	O	270,454	08-05-97	1:10p	D40H10F.O
D30H10F	O	270,498	08-05-97	1:10p	D30H10F.O
C35H10F	O	270,468	08-05-97	1:10p	C35H10F.O
B35H10F	O	270,471	08-05-97	1:10p	B35H10F.O
B30H10F	O	270,491	08-05-97	1:10p	B30H10F.O
A30H10F	O	270,713	08-05-97	1:10p	A30H10F.O
A00H10F	O	265,041	08-05-97	1:10p	A00H10F.O
D30H10F		15,250	08-05-97	1:11p	D30H10F
D40H10F		15,249	08-05-97	1:11p	D40H10F
F30H10F		15,249	08-05-97	1:11p	F30H10F
G30H10F		15,249	08-05-97	1:11p	G30H10F
G40H10F		15,249	08-05-97	1:11p	G40H10F
B35H10F		15,249	08-05-97	1:11p	B35H10F
F40H10F		15,248	08-05-97	1:11p	F40H10F
E30H10F		15,246	08-05-97	1:11p	E30H10F
C35H10F		15,246	08-05-97	1:11p	C35H10F
C30H10F		15,246	08-05-97	1:11p	C30H10F
B30H10F		15,246	08-05-97	1:11p	B30H10F
E40H10F		15,245	08-05-97	1:11p	E40H10F
A00M10F		15,361	08-05-97	1:21p	A00M10F
A00H10F		15,359	08-05-97	1:21p	A00H10F
A30M10F		15,302	08-05-97	1:21p	A30M10F
A30H10F		15,300	08-05-97	1:21p	A30H10F
D30H10D		15,283	08-05-97	1:21p	D30H10D
D30H10A		15,283	08-05-97	1:21p	D30H10A
G40H10D		15,282	08-05-97	1:21p	G40H10D
G40H10A		15,282	08-05-97	1:21p	G40H10A
D30H10B		15,282	08-05-97	1:21p	D30H10B
G40H10B		15,281	08-05-97	1:21p	G40H10B
D30H10C		15,280	08-05-97	1:21p	D30H10C
B30H10D		15,279	08-05-97	1:21p	B30H10D
G40H10C		15,279	08-05-97	1:21p	G40H10C
B30H10A		15,279	08-05-97	1:21p	B30H10A
B30H10B		15,278	08-05-97	1:21p	B30H10B
B30H10C		15,276	08-05-97	1:21p	B30H10C
D30M10F		15,252	08-05-97	1:21p	D30M10F
D30H10E		15,251	08-05-97	1:21p	D30H10E
G30M10F		15,251	08-05-97	1:21p	G30M10F
F30M10F		15,251	08-05-97	1:21p	F30M10F
D40M10F		15,251	08-05-97	1:21p	D40M10F
G40M10F		15,251	08-05-97	1:21p	G40M10F
B35M10F		15,251	08-05-97	1:21p	B35M10F
G40H10E		15,250	08-05-97	1:21p	G40H10E
F40M10F		15,250	08-05-97	1:21p	F40M10F
C30M10F		15,248	08-05-97	1:21p	C30M10F
C35M10F		15,248	08-05-97	1:21p	C35M10F

# Waste Package Development

# Design Analysis

Title: Criticality Evaluation of Degraded Internal Configurations for the PWR AUCF WP Designs  
Document Identifier: BBA000000-01717-0200-00056 REV 00

Page 84 of 113

E30M10F	15,248	08-05-97	1:21p	E30M10F
B30M10F	15,248	08-05-97	1:21p	B30M10F
E40M10F	15,247	08-05-97	1:21p	E40M10F
B30H10E	15,247	08-05-97	1:21p	B30H10E
D30H10J	15,189	08-05-97	1:21p	D30H10J
G40H10J	15,188	08-05-97	1:21p	G40H10J
D30H10I	15,187	08-05-97	1:21p	D30H10I
G40H10I	15,186	08-05-97	1:21p	G40H10I
D30H10H	15,185	08-05-97	1:21p	D30H10H
B30H10J	15,185	08-05-97	1:21p	B30H10J
G40H10H	15,184	08-05-97	1:21p	G40H10H
D30H10G	15,184	08-05-97	1:21p	D30H10G
G40H10G	15,183	08-05-97	1:21p	G40H10G
B30H10I	15,183	08-05-97	1:21p	B30H10I
B30H10H	15,181	08-05-97	1:21p	B30H10H
B30H10G	15,180	08-05-97	1:21p	B30H10G
G40H10D	271,188	08-05-97	1:21p	G40H10D.O
D30H10C	271,125	08-05-97	1:21p	D30H10C.O
D30H10D	271,110	08-05-97	1:21p	D30H10D.O
G40H10A	271,109	08-05-97	1:21p	G40H10A.O
D30H10A	271,095	08-05-97	1:21p	D30H10A.O
B30H10C	271,068	08-05-97	1:21p	B30H10C.O
B30H10A	271,036	08-05-97	1:21p	B30H10A.O
G40H10C	271,014	08-05-97	1:21p	G40H10C.O
G40H10B	271,011	08-05-97	1:21p	G40H10B.O
D30H10B	270,978	08-05-97	1:21p	D30H10B.O
B30H10D	270,978	08-05-97	1:21p	B30H10D.O
B30H10B	270,921	08-05-97	1:21p	B30H10B.O
B35M10F	270,777	08-05-97	1:21p	B35M10F.O
G40M10F	270,693	08-05-97	1:21p	G40M10F.O
D40M10F	270,651	08-05-97	1:21p	D40M10F.O
D30H10E	270,645	08-05-97	1:21p	D30H10E.O
F30M10F	270,630	08-05-97	1:21p	F30M10F.O
A30M10F	270,593	08-05-97	1:21p	A30M10F.O
C35M10F	270,590	08-05-97	1:21p	C35M10F.O
B30H10E	270,588	08-05-97	1:21p	B30H10E.O
F40M10F	270,561	08-05-97	1:21p	F40M10F.O
G40H10E	270,531	08-05-97	1:21p	G40H10E.O
E30M10F	270,498	08-05-97	1:21p	E30M10F.O
D30M10F	270,498	08-05-97	1:21p	D30M10F.O
B30M10F	270,498	08-05-97	1:21p	B30M10F.O
C30M10F	270,471	08-05-97	1:21p	C30M10F.O
G30M10F	270,461	08-05-97	1:21p	G30M10F.O
E40M10F	270,369	08-05-97	1:21p	E40M10F.O
B30H10G	269,592	08-05-97	1:21p	B30H10G.O
G40H10G	269,548	08-05-97	1:21p	G40H10G.O
D30H10I	269,546	08-05-97	1:21p	D30H10I.O
D30H10H	269,527	08-05-97	1:22p	D30H10H.O
B30H10J	269,470	08-05-97	1:22p	B30H10J.O
G40H10I	269,443	08-05-97	1:22p	G40H10I.O
G40H10J	269,406	08-05-97	1:22p	G40H10J.O
G40H10H	269,386	08-05-97	1:22p	G40H10H.O
D30H10G	269,373	08-05-97	1:22p	D30H10G.O
D30H10J	269,350	08-05-97	1:22p	D30H10J.O
B30H10I	269,350	08-05-97	1:22p	B30H10I.O
B30H10H	269,323	08-05-97	1:22p	B30H10H.O
A00M10F	265,019	08-05-97	1:22p	A00M10F.O

.. \MCNPcases\Sect7-3\Tab734&5

G10H13F	18,552	07-07-97	9:34a	G10H13F
G08H13F	318,512	07-07-97	9:35a	G08H13F.O
G10H13A	18,583	07-07-97	9:34a	G10H13A
G10H13A	319,397	07-07-97	9:32a	G10H13A.O
G10H13B	18,582	07-07-97	9:34a	G10H13B
G10H13B	319,454	07-07-97	9:32a	G10H13B.O
G10H13C	18,583	07-07-97	9:34a	G10H13C
G10H13C	319,447	07-07-97	9:32a	G10H13C.O
G10H13D	18,584	07-07-97	9:34a	G10H13D
G10H13D	319,307	07-07-97	9:32a	G10H13D.O
G10H13E	18,553	07-07-97	9:34a	G10H13E
G10H13E	318,562	07-07-97	9:31a	G10H13E.O
G08H13F	18,551	07-07-97	9:34a	G08H13F
G10H13F	318,569	07-07-97	9:31a	G10H13F.O
G10H13G	18,489	07-07-97	9:34a	G10H13G
G10H13G	316,981	07-07-97	9:31a	G10H13G.O
G10H13H	18,489	07-07-97	9:34a	G10H13H
G10H13H	317,229	07-07-97	9:31a	G10H13H.O
G10H13I	18,489	07-07-97	9:34a	G10H13I
G10H13I	317,229	07-07-97	9:31a	G10H13I.O
G10H13J	18,487	07-07-97	9:34a	G10H13J
G10H13J	317,229	07-07-97	9:31a	G10H13J.O

B09H13F	18,540	07-07-97	9:33a	B09H13F
B08H13A	18,573	07-07-97	9:34a	B08H13A
B08H13A O	319,176	07-07-97	9:32a	B08H13A.O
B08H13B	18,572	07-07-97	9:34a	B08H13B
B08H13B O	318,912	07-07-97	9:32a	B08H13B.O
B08H13C	18,573	07-07-97	9:33a	B08H13C
B08H13C O	319,338	07-07-97	9:32a	B08H13C.O
B08H13D	18,574	07-07-97	9:34a	B08H13D
B08H13D O	319,206	07-07-97	9:32a	B08H13D.O
B08H13E	18,543	07-07-97	9:33a	B08H13E
B08H13E O	318,615	07-07-97	9:32a	B08H13E.O
B08H13F	18,542	07-07-97	9:34a	B08H13F
B08H13F O	318,615	07-07-97	9:32a	B08H13F.O
B08H13G	18,479	07-07-97	9:33a	B08H13G
B08H13G O	317,324	07-07-97	9:32a	B08H13G.O
B08H13H	18,479	07-07-97	9:34a	B08H13H
B08H13H O	317,275	07-07-97	9:32a	B08H13H.O
B08H13I	18,479	07-07-97	9:33a	B08H13I
B08H13I O	317,083	07-07-97	9:32a	B08H13I.O
B08H13J	18,477	07-07-97	9:34a	B08H13J
B08H13J O	317,377	07-07-97	9:32a	B08H13J.O
A08H13F	318,585	07-07-97	9:31a	A08H13F.O
B09H13F	318,609	07-07-97	9:31a	B09H13F.O
A08H13F	18,546	07-07-97	9:34a	A08H13F
C08H13F	318,461	07-07-97	9:31a	C08H13F.O
C08H13F	18,548	07-07-97	9:34a	C08H13F
C09H13F	18,545	07-07-97	9:33a	C09H13F
C09H13F O	318,615	07-07-97	9:31a	C09H13F.O
D08H13I	318,516	07-10-97	5:21p	D08H13I.O
D08H13A	318,857	07-07-97	9:32a	D08H13A.O
D08H13B	18,582	07-07-97	9:33a	D08H13B
D08H13B O	318,936	07-07-97	9:32a	D08H13B.O
D08H13C	18,583	07-07-97	9:34a	D08H13C
D08H13C O	319,176	07-07-97	9:32a	D08H13C.O
D08H13D	18,584	07-07-97	9:33a	D08H13D
D08H13D O	319,176	07-07-97	9:32a	D08H13D.O
D08H13E	18,553	07-07-97	9:34a	D08H13E
D08H13E O	318,396	07-07-97	9:32a	D08H13E.O
D08H13F	18,552	07-07-97	9:33a	D08H13F
D08H13F O	318,585	07-07-97	9:32a	D08H13F.O
D08H13G	18,489	07-07-97	9:34a	D08H13G
D08H13G O	317,071	07-07-97	9:32a	D08H13G.O
D08H13H	18,489	07-07-97	9:33a	D08H13H
D08H13H O	317,245	07-07-97	9:32a	D08H13H.O
D08H13I	18,489	07-10-97	5:21p	D08H13I
D08H13A	18,583	07-07-97	9:34a	D08H13A
D08H13J	18,487	07-10-97	5:22p	D08H13J
D08H13J O	318,543	07-10-97	5:22p	D08H13J.O
D10H13F	18,552	07-07-97	9:34a	D10H13F
D10H13F O	318,468	07-07-97	9:31a	D10H13F.O
E10H13F	318,806	07-07-97	9:31a	E10H13F.O
E08H13F	318,558	07-07-97	9:31a	E08H13F.O
E10H13F	18,547	07-07-97	9:34a	E10H13F
E08H13F	18,546	07-07-97	9:34a	E08H13F
F08H13F O	318,385	07-07-97	9:31a	F08H13F.O
F08H13F	18,551	07-07-97	9:34a	F08H13F
F10H13F	18,552	07-07-97	9:34a	F10H13F
F10H13F O	318,512	07-07-97	9:31a	F10H13F.O
G10L13J	317,346	07-10-97	5:12p	G10L13J.O
G10L13I	317,523	07-10-97	5:12p	G10L13I.O
G10L13H	317,459	07-10-97	5:12p	G10L13H.O
G10L13G	318,227	07-10-97	5:20p	G10L13G.O
G10L13F	318,615	07-10-97	5:12p	G10L13F.O
G10L13E	318,806	07-10-97	5:12p	G10L13E.O
G10L13D	319,059	07-10-97	5:12p	G10L13D.O
G10L13C	318,882	07-10-97	5:12p	G10L13C.O
G10L13B	319,556	07-10-97	5:12p	G10L13B.O
G10L13A	319,149	07-10-97	5:12p	G10L13A.O
D08L13J	316,947	07-10-97	5:12p	D08L13J.O
D08L13I	317,238	07-10-97	5:12p	D08L13I.O
D08L13H	317,226	07-10-97	5:12p	D08L13H.O
D08L13G	317,370	07-10-97	5:12p	D08L13G.O
D08L13F	318,615	07-10-97	5:12p	D08L13F.O
D08L13E	318,291	07-10-97	5:12p	D08L13E.O
D08L13D	319,258	07-10-97	5:12p	D08L13D.O
D08L13C	319,206	07-10-97	5:12p	D08L13C.O
D08L13B	319,044	07-10-97	5:12p	D08L13B.O
D08L13A	318,855	07-10-97	5:12p	D08L13A.O
B08L13J	316,951	07-10-97	5:12p	B08L13J.O
B08L13I	316,981	07-10-97	5:12p	B08L13I.O
B08L13H	317,407	07-10-97	5:12p	B08L13H.O

B08L13G	O	317,252	07-10-97	5:12p	B08L13G.O
B08L13F	O	318,796	07-10-97	5:12p	B08L13F.O
B08L13E	O	318,588	07-10-97	5:12p	B08L13E.O
B08L13D	O	318,885	07-10-97	5:12p	B08L13D.O
B08L13C	O	318,912	07-10-97	5:12p	B08L13C.O
B08L13B	O	319,191	07-10-97	5:12p	B08L13B.O
B08L13A	O	319,017	07-10-97	5:12p	B08L13A.O
E08L13F	O	318,264	07-10-97	5:12p	E08L13F.O
D10L13F	O	318,588	07-10-97	5:12p	D10L13F.O
C09L13F	O	318,108	07-10-97	5:12p	C09L13F.O
C08L13F	O	318,291	07-10-97	5:12p	C08L13F.O
B09L13F	O	318,666	07-10-97	5:12p	B09L13F.O
A08L13F	O	318,615	07-10-97	5:12p	A08L13F.O
G08L13F		18,553	07-08-97	4:26p	G08L13F
F10L13F		18,554	07-08-97	4:26p	F10L13F
B09L13F		18,542	07-08-97	4:26p	B09L13F
A08L13F		18,548	07-08-97	4:26p	A08L13F
C09L13F		18,547	07-08-97	4:26p	C09L13F
D10L13F		18,554	07-08-97	4:26p	D10L13F
E08L13F		18,548	07-08-97	4:26p	E08L13F
F08L13F		18,553	07-08-97	4:26p	F08L13F
E10L13F		18,549	07-08-97	4:26p	E10L13F
C08L13F		18,550	07-08-97	4:26p	C08L13F
G10L13D		18,587	07-08-97	4:26p	G10L13D
D08L13D		18,587	07-08-97	4:26p	D08L13D
G10L13C		18,586	07-08-97	4:26p	G10L13C
D08L13C		18,586	07-08-97	4:26p	D08L13C
G10L13A		18,584	07-08-97	4:26p	G10L13A
D08L13A		18,584	07-08-97	4:26p	D08L13A
G10L13B		18,583	07-08-97	4:26p	G10L13B
D08L13B		18,583	07-08-97	4:26p	D08L13B
B08L13D		18,577	07-08-97	4:26p	B08L13D
B08L13C		18,576	07-08-97	4:26p	B08L13C
B08L13A		18,574	07-08-97	4:26p	B08L13A
B08L13B		18,573	07-08-97	4:26p	B08L13B
G10L13F		18,554	07-08-97	4:26p	G10L13F
D08L13F		18,554	07-08-97	4:26p	D08L13F
G10L13E		18,553	07-08-97	4:26p	G10L13E
D08L13E		18,553	07-08-97	4:26p	D08L13E
B08L13F		18,544	07-08-97	4:26p	B08L13F
B08L13E		18,543	07-08-97	4:26p	B08L13E
D08L13J		18,491	07-08-97	4:26p	D08L13J
G10L13G		18,491	07-10-97	5:20p	G10L13G
G10L13J		18,491	07-08-97	4:26p	G10L13J
G10L13I		18,491	07-08-97	4:26p	G10L13I
D08L13I		18,491	07-08-97	4:26p	D08L13I
D08L13G		18,491	07-08-97	4:26p	D08L13G
G10L13H		18,490	07-08-97	4:26p	G10L13H
D08L13H		18,490	07-08-97	4:26p	D08L13H
B08L13I		18,481	07-08-97	4:26p	B08L13I
B08L13J		18,481	07-08-97	4:26p	B08L13J
B08L13G		18,481	07-08-97	4:26p	B08L13G
B08L13H		18,480	07-08-97	4:26p	B08L13H
D08M13C	O	319,308	07-10-97	5:03p	D08M13C.O
B08M13A	O	319,179	07-10-97	5:03p	B08M13A.O
G10M13A	O	319,176	07-10-97	5:03p	G10M13A.O
B08M13C	O	319,176	07-10-97	5:03p	B08M13C.O
D08M13A	O	319,172	07-10-97	5:03p	D08M13A.O
B08M13D	O	319,149	07-10-97	5:03p	B08M13D.O
D08M13B	O	319,134	07-10-97	5:03p	D08M13B.O
B08M13B	O	319,032	07-10-97	5:03p	B08M13B.O
G10M13B	O	319,029	07-10-97	5:03p	G10M13B.O
G10M13C	O	318,885	07-10-97	5:03p	G10M13C.O
D08M13D	O	318,885	07-10-97	5:03p	D08M13D.O
G10M13D	O	318,855	07-10-97	5:03p	G10M13D.O
B09M13F	O	318,621	07-10-97	5:03p	B09M13F.O
C08M13F	O	318,615	07-10-97	5:03p	C08M13F.O
D08M13E	O	318,588	07-10-97	5:03p	D08M13E.O
C09M13F	O	318,588	07-10-97	5:03p	C09M13F.O
F08M13F	O	318,585	07-10-97	5:03p	F08M13F.O
D08M13F	O	318,585	07-10-97	5:03p	D08M13F.O
B08M13E	O	318,585	07-10-97	5:03p	B08M13E.O
A08M13F	O	318,558	07-10-97	5:03p	A08M13F.O
G10M13F	O	318,441	07-10-97	5:03p	G10M13F.O
G10M13E	O	318,426	07-10-97	5:03p	G10M13E.O
D10M13F	O	318,423	07-10-97	5:03p	D10M13F.O
B08M13F	O	318,382	07-10-97	5:03p	B08M13F.O
F10M13F	O	318,377	07-10-97	5:03p	F10M13F.O
E10M13F	O	318,321	07-10-97	5:03p	E10M13F.O
E08M13F	O	318,291	07-10-97	5:03p	E08M13F.O
G10M13J	O	317,348	07-10-97	5:03p	G10M13J.O

Table with 6 columns: ID, Status, Value, Date, Time, and Name. Contains a list of identifiers such as B08M13I, G10M13I, D08M13H, etc., with associated numerical values, dates, and times.

D08H10E	18,553	08-05-97	11:04a	D08H10E
D08H10E O	318,453	08-05-97	11:04a	D08H10E.O
D08H10G	18,486	08-05-97	11:04a	D08H10G
D08H10G O	317,275	08-05-97	11:04a	D08H10G.O
D08H10H	18,487	08-05-97	11:04a	D08H10H
D08H10H O	316,981	08-05-97	11:04a	D08H10H.O
D08H10I	18,489	08-05-97	11:04a	D08H10I
D08H10I O	317,128	08-05-97	11:04a	D08H10I.O
D08H10J	18,491	08-05-97	11:04a	D08H10J
D08H10J O	316,944	08-05-97	11:04a	D08H10J.O
G10H10A	18,585	08-05-97	11:04a	G10H10A
G10H10A O	319,277	08-05-97	11:04a	G10H10A.O
G10H10B	18,584	08-05-97	11:04a	G10H10B
G10H10B O	319,280	08-05-97	11:04a	G10H10B.O
G10H10C	18,582	08-05-97	11:04a	G10H10C
G10H10C O	319,228	08-05-97	11:04a	G10H10C.O
G10H10D	18,585	08-05-97	11:04a	G10H10D
G10H10D O	319,250	08-05-97	11:04a	G10H10D.O
G10H10E	18,553	08-05-97	11:04a	G10H10E
G10H10E O	318,512	08-05-97	11:04a	G10H10E.O
G10H10G	18,486	08-05-97	11:04a	G10H10G
G10H10G O	317,331	08-05-97	11:04a	G10H10G.O
G10H10H	18,487	08-05-97	11:04a	G10H10H
G10H10H O	317,213	08-05-97	11:04a	G10H10H.O
G10H10I	18,489	08-05-97	11:04a	G10H10I
G10H10I O	317,315	08-05-97	11:04a	G10H10I.O
G10H10J	18,491	08-05-97	11:04a	G10H10J
G10H10J O	317,536	08-05-97	11:04a	G10H10J.O
B08M10A	18,574	08-05-97	11:12a	B08M10A
B08M10A O	320,474	08-05-97	11:12a	B08M10A.O
B08M10B	18,574	08-05-97	11:12a	B08M10B
B08M10B O	320,442	08-05-97	11:12a	B08M10B.O
B08M10C	18,574	08-05-97	11:12a	B08M10C
B08M10C O	320,315	08-05-97	11:12a	B08M10C.O
B08M10D	18,573	08-05-97	11:12a	B08M10D
B08M10D O	320,183	08-05-97	11:12a	B08M10D.O
B08M10E	18,544	08-05-97	11:12a	B08M10E
B08M10E O	319,729	08-05-97	11:12a	B08M10E.O
B08M10G	18,480	08-05-97	11:12a	B08M10G
B08M10G O	318,705	08-05-97	11:12a	B08M10G.O
B08M10H	18,476	08-05-97	11:12a	B08M10H
B08M10H O	318,369	08-05-97	11:12a	B08M10H.O
B08M10I	18,478	08-05-97	11:12a	B08M10I
B08M10I O	318,705	08-05-97	11:12a	B08M10I.O
B08M10J	18,479	08-05-97	11:12a	B08M10J
B08M10J O	318,411	08-05-97	11:12a	B08M10J.O
D08M10A	18,584	08-05-97	11:12a	D08M10A
D08M10A O	320,447	08-05-97	11:12a	D08M10A.O
D08M10B	18,584	08-05-97	11:12a	D08M10B
D08M10B O	320,153	08-05-97	11:12a	D08M10B.O
D08M10C	18,584	08-05-97	11:12a	D08M10C
D08M10C O	320,609	08-05-97	11:12a	D08M10C.O
D08M10D	18,583	08-05-97	11:12a	D08M10D
D08M10D O	320,300	08-05-97	11:12a	D08M10D.O
D08M10E	18,554	08-05-97	11:12a	D08M10E
D08M10E O	319,913	08-05-97	11:12a	D08M10E.O
D08M10G	18,490	08-05-97	11:12a	D08M10G
D08M10G O	318,399	08-05-97	11:12a	D08M10G.O
D08M10H	18,486	08-05-97	11:12a	D08M10H
D08M10H O	318,543	08-05-97	11:12a	D08M10H.O
D08M10I	18,488	08-05-97	11:12a	D08M10I
D08M10I O	318,396	08-05-97	11:12a	D08M10I.O
D08M10J	18,489	08-05-97	11:12a	D08M10J
D08M10J O	318,546	08-05-97	11:12a	D08M10J.O
G10M10A	18,584	08-05-97	11:12a	G10M10A
G10M10A O	320,827	08-05-97	11:12a	G10M10A.O
G10M10B	18,584	08-05-97	11:12a	G10M10B
G10M10B O	320,722	08-05-97	11:12a	G10M10B.O
G10M10C	18,584	08-05-97	11:12a	G10M10C
G10M10C O	320,725	08-05-97	11:12a	G10M10C.O
G10M10D	18,583	08-05-97	11:12a	G10M10D
G10M10D O	320,458	08-05-97	11:12a	G10M10D.O
G10M10E	18,554	08-05-97	11:12a	G10M10E
G10M10E O	319,660	08-05-97	11:12a	G10M10E.O
G10M10G	18,490	08-05-97	11:12a	G10M10G
G10M10G O	318,674	08-05-97	11:12a	G10M10G.O
G10M10H	18,486	08-05-97	11:12a	G10M10H
G10M10H O	318,500	08-05-97	11:12a	G10M10H.O
G10M10I	18,488	08-05-97	11:12a	G10M10I
G10M10I O	318,470	08-05-97	11:12a	G10M10I.O
G10M10J	18,489	08-05-97	11:12a	G10M10J



Table with columns for ID, status, size, date, time, and filename. Includes entries like G10M10J, G10H10F, G08H10F, etc.

Table with columns for ID, status, size, date, time, and filename. Includes entries like R58H13A1, R58H13A2, R58H13A3, etc.

U33H13A1	9,282	08-05-97	9:44a	u33h13a1
U33H13A1 O	175,378	08-05-97	9:44a	u33h13a1.o
U33H13A2	9,287	08-05-97	9:44a	u33h13a2
U33H13A2 O	176,780	08-05-97	9:44a	u33h13a2.o
U33H13A3	10,928	08-05-97	9:44a	u33h13a3
U33H13A3 O	198,216	08-05-97	9:44a	u33h13a3.o
U33H13A4	10,929	08-05-97	9:44a	u33h13a4
U33H13A4 O	198,216	08-05-97	9:44a	u33h13a4.o
U33H13A5	10,930	08-05-97	9:44a	u33h13a5
U33H13A5 O	198,438	08-05-97	9:44a	u33h13a5.o
U33H13AW	11,864	08-05-97	9:44a	u33h13aw
U33H13AW O	204,176	08-05-97	9:44a	u33h13aw.o
U33M13A1	9,280	08-05-97	9:44a	u33m13a1
U33M13A1 O	176,927	08-05-97	9:44a	u33m13a1.o
U33M13A2	9,285	08-05-97	9:44a	u33m13a2
U33M13A2 O	176,862	08-05-97	9:44a	u33m13a2.o
U33M13A3	10,926	08-05-97	9:44a	u33m13a3
U33M13A3 O	198,217	08-05-97	9:44a	u33m13a3.o
U33M13A4	10,927	08-05-97	9:44a	u33m13a4
U33M13A4 O	198,317	08-05-97	9:44a	u33m13a4.o
U33M13A5	10,928	08-05-97	9:44a	u33m13a5
U33M13A5 O	198,439	08-05-97	9:44a	u33m13a5.o
U33M13AW	11,850	08-05-97	9:44a	u33m13aw
U33M13AW O	202,629	08-05-97	9:44a	u33m13aw.o
24 file(s)		2,429,011 bytes		

.. \MCNPcases\Sect7-4\Tab74-11

R3CR1F	10,134	08-05-97	1:25p	R3CR1F
R3CR1F O	196,481	08-05-97	1:25p	R3CR1F.O
R3CR2F	10,134	08-05-97	1:25p	R3CR2F
R3CR2F O	196,571	08-05-97	1:25p	R3CR2F.O
R3H04F	10,131	08-05-97	1:25p	R3H04F
R3H04F O	196,121	08-05-97	1:25p	R3H04F.O
R3H06F	10,131	08-05-97	1:26p	R3H06F
R3H06F O	196,181	08-05-97	1:26p	R3H06F.O
R3H08F	10,137	08-05-97	1:26p	R3H08F
R3H08F O	196,433	08-05-97	1:26p	R3H08F.O
R3H10F	10,133	08-05-97	1:26p	R3H10F
R3H10F O	196,436	08-05-97	1:26p	R3H10F.O
R3H13F	10,135	08-05-97	1:26p	R3H13F
R3H13F O	196,300	08-05-97	1:26p	R3H13F.O
R3L08F	10,131	08-05-97	1:26p	R3L08F
R3L08F O	196,268	08-05-97	1:26p	R3L08F.O
R3L10F	10,134	08-05-97	1:26p	R3L10F
R3L10F O	196,466	08-05-97	1:26p	R3L10F.O
R3L13F	10,136	08-05-97	1:26p	R3L13F
R3L13F O	196,677	08-05-97	1:26p	R3L13F.O
R3M04F	10,134	08-05-97	1:26p	R3M04F
R3M04F O	196,268	08-05-97	1:26p	R3M04F.O
R3M06F	10,134	08-05-97	1:26p	R3M06F
R3M06F O	196,334	08-05-97	1:26p	R3M06F.O
R3M08F	10,138	08-05-97	1:26p	R3M08F
R3M08F O	196,628	08-05-97	1:26p	R3M08F.O
R3M10F	10,132	08-05-97	1:26p	R3M10F
R3M10F O	196,650	08-05-97	1:26p	R3M10F.O
R3M13F	10,133	08-05-97	1:26p	R3M13F
R3M13F O	196,424	08-05-97	1:26p	R3M13F.O
R45CR1F	10,134	08-05-97	1:26p	R45CR1F
R45CR1F O	196,466	08-05-97	1:26p	R45CR1F.O
R45CR2F	10,134	08-05-97	1:26p	R45CR2F
R45CR2F O	196,473	08-05-97	1:26p	R45CR2F.O
R45H04F	10,131	08-05-97	1:26p	R45H04F
R45H04F O	196,176	08-05-97	1:26p	R45H04F.O
R45H06F	10,131	08-05-97	1:26p	R45H06F
R45H06F O	196,677	08-05-97	1:26p	R45H06F.O
R45H08F	10,137	08-05-97	1:26p	R45H08F
R45H08F O	196,383	08-05-97	1:26p	R45H08F.O
R45H10F	10,133	08-05-97	1:26p	R45H10F
R45H10F O	196,530	08-05-97	1:26p	R45H10F.O
R45H13F	10,135	08-05-97	1:26p	R45H13F
R45H13F O	196,473	08-05-97	1:26p	R45H13F.O
R45L08F	10,131	08-05-97	1:26p	R45L08F
R45L08F O	196,530	08-05-97	1:26p	R45L08F.O
R45L10F	10,134	08-05-97	1:26p	R45L10F
R45L10F O	196,778	08-05-97	1:26p	R45L10F.O
R45L13F	10,136	08-05-97	1:26p	R45L13F
R45L13F O	196,530	08-05-97	1:26p	R45L13F.O
R45M04F	10,134	08-05-97	1:26p	R45M04F
R45M04F O	196,530	08-05-97	1:26p	R45M04F.O
R45M06F	10,134	08-05-97	1:26p	R45M06F
R45M06F O	196,530	08-05-97	1:26p	R45M06F.O

R45M08F		10,138	08-05-97	1:26p	R45M08F
R45M08F	o	196,481	08-05-97	1:26p	R45M08F.O
R45M10F		10,132	08-05-97	1:26p	R45M10F
R45M10F	o	196,260	08-05-97	1:26p	R45M10F.O
R45M13F		10,133	08-05-97	1:26p	R45M13F
R45M13F	o	196,530	08-05-97	1:26p	R45M13F.O
R4CR1F		10,133	08-05-97	1:26p	R4CR1F
R4CR1F	o	196,327	08-05-97	1:26p	R4CR1F.O
R4CR2F		10,133	08-05-97	1:26p	R4CR2F
R4CR2F	o	196,447	08-05-97	1:26p	R4CR2F.O
R4H04F		10,130	08-05-97	1:26p	R4H04F
R4H04F	o	196,591	08-05-97	1:26p	R4H04F.O
R4H06F		10,130	08-05-97	1:26p	R4H06F
R4H06F	o	196,628	08-05-97	1:26p	R4H06F.O
R4H08F		10,136	08-05-97	1:26p	R4H08F
R4H08F	o	196,583	08-05-97	1:26p	R4H08F.O
R4H10F		10,132	08-05-97	1:26p	R4H10F
R4H10F	o	196,436	08-05-97	1:26p	R4H10F.O
R4H13F		10,134	08-05-97	1:26p	R4H13F
R4H13F	o	196,606	08-05-97	1:26p	R4H13F.O
R4L08F		10,130	08-05-97	1:26p	R4L08F
R4L08F	o	196,447	08-05-97	1:26p	R4L08F.O
R4L10F		10,133	08-05-97	1:26p	R4L10F
R4L10F	o	196,760	08-05-97	1:26p	R4L10F.O
R4L13F		10,135	08-05-97	1:26p	R4L13F
R4L13F	o	196,756	08-05-97	1:26p	R4L13F.O
R4M04F		10,133	08-05-97	1:26p	R4M04F
R4M04F	o	196,728	08-05-97	1:26p	R4M04F.O
R4M06F		10,133	08-05-97	1:26p	R4M06F
R4M06F	o	196,304	08-05-97	1:26p	R4M06F.O
R4M08F		10,137	08-05-97	1:26p	R4M08F
R4M08F	o	196,564	08-05-97	1:26p	R4M08F.O
R4M10F		10,131	08-05-97	1:26p	R4M10F
R4M10F	o	196,576	08-05-97	1:26p	R4M10F.O
R4M13F		10,132	08-05-97	1:26p	R4M13F
R4M13F	o	196,392	08-05-97	1:26p	R4M13F.O

... \MCNPPcases \Sect7-4 \Tab74-12

R58C1A		10,223	07-10-97	5:01p	R58c1a
R58C1A	o	199,744	07-10-97	5:01p	R58c1a.O
R58C1B		10,227	07-10-97	5:01p	R58c1b
R58C1B	o	199,401	07-10-97	5:01p	R58c1b.O
R58C1C		10,194	07-10-97	5:01p	R58c1c
R58C1C	o	199,141	07-10-97	5:01p	R58c1c.O
R58C1D		10,193	07-10-97	5:01p	R58c1d
R58C1D	o	198,976	07-10-97	5:01p	R58c1d.O
R58C1E		10,128	07-10-97	5:01p	R58c1e
R58C1E	o	197,507	07-10-97	5:01p	R58c1e.O
R58C1F		10,129	07-10-97	5:01p	R58c1f
R58C1F	o	197,636	07-15-97	11:14a	R58c1f.O
R58C1G		10,131	07-10-97	5:01p	R58c1g
R58C1G	o	197,593	07-10-97	5:01p	R58c1g.O
R58C1H		10,129	07-10-97	5:01p	R58c1h
R58C1H	o	197,654	07-10-97	5:01p	R58c1h.O
R58C1I		10,130	07-10-97	5:01p	R58c1i
R58C1I	o	197,470	07-10-97	5:01p	R58c1i.O
R58C2A		10,221	07-10-97	5:01p	R58c2a
R58C2A	o	199,612	07-10-97	5:01p	R58c2a.O
R58C2B		10,222	07-10-97	5:01p	R58c2b
R58C2B	o	199,556	07-10-97	5:01p	R58c2b.O
R58C2C		10,189	07-10-97	5:01p	R58c2c
R58C2C	o	198,874	07-10-97	5:01p	R58c2c.O
R58C2D		10,191	07-10-97	5:01p	R58c2d
R58C2D	o	199,146	07-10-97	5:01p	R58c2d.O
R58C2E		10,129	07-10-97	5:01p	R58c2e
R58C2E	o	197,681	07-10-97	5:01p	R58c2e.O
R58C2F		10,129	07-10-97	5:01p	R58c2f
R58C2F	o	197,674	07-10-97	5:01p	R58c2f.O
R58C2G		10,129	07-10-97	5:01p	R58c2g
R58C2G	o	197,828	07-10-97	5:01p	R58c2g.O
R58C2H		10,127	07-10-97	5:01p	R58c2h
R58C2H	o	197,828	07-10-97	5:01p	R58c2h.O
R58C2I		10,122	07-10-97	5:01p	R58c2i
R58C2I	o	197,877	07-10-97	5:01p	R58c2i.O
R58CR1A		10,372	07-15-97	10:29a	R58CR1A
R58CR1A	o	200,322	07-15-97	10:29a	R58CR1A.O
R58CR1B		10,376	07-15-97	10:29a	R58CR1B
R58CR1B	o	199,937	07-15-97	10:29a	R58CR1B.O
R58CR1C		10,343	07-15-97	10:29a	R58CR1C
R58CR1C	o	199,373	07-15-97	10:29a	R58CR1C.O
R58CR1D		10,342	07-15-97	10:29a	R58CR1D

R58CR1D	○	199,625	07-15-97	10:29a	R58CR1D.○
R58CR1E		10,277	07-15-97	10:29a	R58CR1E
R58CR1E	○	198,036	07-15-97	10:29a	R58CR1E.○
R58CR1F		10,278	07-15-97	10:29a	R58CR1F
R58CR1F	○	198,210	07-15-97	10:29a	R58CR1F.○
R58CR1G		10,280	07-15-97	10:29a	R58CR1G
R58CR1G	○	198,153	07-15-97	10:29a	R58CR1G.○
R58CR1H		10,278	07-15-97	10:29a	R58CR1H
R58CR1H	○	198,033	07-15-97	10:29a	R58CR1H.○
R58CR1I		10,279	07-15-97	10:29a	R58CR1I
R58CR1I	○	198,315	07-15-97	10:29a	R58CR1I.○
R58CR2A		10,370	07-15-97	10:29a	R58CR2A
R58CR2A	○	199,937	07-15-97	10:29a	R58CR2A.○
R58CR2B		10,371	07-15-97	10:29a	R58CR2B
R58CR2B	○	200,107	07-15-97	10:29a	R58CR2B.○
R58CR2C		10,338	07-15-97	10:29a	R58CR2C
R58CR2C	○	199,376	07-15-97	10:29a	R58CR2C.○
R58CR2D		10,340	07-15-97	10:29a	R58CR2D
R58CR2D	○	199,373	07-15-97	10:29a	R58CR2D.○
R58CR2E		10,278	07-15-97	10:29a	R58CR2E
R58CR2E	○	198,033	07-15-97	10:29a	R58CR2E.○
R58CR2F		10,278	07-15-97	10:29a	R58CR2F
R58CR2F	○	199,451	08-05-97	1:42p	R58CR2F.○
R58CR2G		10,278	07-15-97	10:29a	R58CR2G
R58CR2G	○	198,006	07-15-97	10:29a	R58CR2G.○
R58CR2H		10,276	07-15-97	10:29a	R58CR2H
R58CR2H	○	198,183	07-15-97	10:29a	R58CR2H.○
R58CR2I		10,271	07-15-97	10:29a	R58CR2I
R58CR2I	○	198,153	07-15-97	10:29a	R58CR2I.○
C33CR1A		9,532	08-05-97	9:46a	C33CR1A
C33CR1A	○	179,071	08-05-97	9:46a	C33CR1A.○
C33CR1B		9,536	08-05-97	9:46a	C33CR1B
C33CR1B	○	179,072	08-05-97	9:46a	C33CR1B.○
C33CR1C		9,503	08-05-97	9:46a	C33CR1C
C33CR1C	○	176,201	08-05-97	9:46a	C33CR1C.○
C33CR1D		9,502	08-05-97	9:46a	C33CR1D
C33CR1D	○	176,359	08-05-97	9:46a	C33CR1D.○
C33CR1E		9,437	08-05-97	9:46a	C33CR1E
C33CR1E	○	176,336	08-05-97	9:46a	C33CR1E.○
C33CR1F		9,438	08-05-97	9:46a	C33CR1F
C33CR1F	○	176,189	08-05-97	9:46a	C33CR1F.○
C33CR1G		9,440	08-05-97	9:46a	C33CR1G
C33CR1G	○	176,159	08-05-97	9:46a	C33CR1G.○
C33CR1H		9,438	08-05-97	9:46a	C33CR1H
C33CR1H	○	174,863	08-05-97	9:46a	C33CR1H.○
C33CR1I		9,439	08-05-97	9:46a	C33CR1I
C33CR1I	○	175,025	08-05-97	9:46a	C33CR1I.○
C33CR2A		9,530	08-05-97	9:46a	C33CR2A
C33CR2A	○	178,134	08-05-97	9:46a	C33CR2A.○
C33CR2B		9,531	08-05-97	9:46a	C33CR2B
C33CR2B	○	178,164	08-05-97	9:46a	C33CR2B.○
C33CR2C		9,498	08-05-97	9:46a	C33CR2C
C33CR2C	○	175,841	08-05-97	9:46a	C33CR2C.○
C33CR2D		9,500	08-05-97	9:46a	C33CR2D
C33CR2D	○	176,110	08-05-97	9:46a	C33CR2D.○
C33CR2E		9,438	08-05-97	9:46a	C33CR2E
C33CR2E	○	175,173	08-05-97	9:46a	C33CR2E.○
C33CR2F		9,438	08-05-97	9:46a	C33CR2F
C33CR2F	○	174,893	08-05-97	9:46a	C33CR2F.○
C33CR2G		9,438	08-05-97	9:46a	C33CR2G
C33CR2G	○	176,335	08-05-97	9:46a	C33CR2G.○
C33CR2H		9,436	08-05-97	9:46a	C33CR2H
C33CR2H	○	176,321	08-05-97	9:46a	C33CR2H.○
C33CR2I		9,435	08-05-97	9:46a	C33CR2I
C33CR2I	○	176,409	08-05-97	9:46a	C33CR2I.○
U33CR1A		9,312	08-05-97	9:49a	U33CR1A
U33CR1A	○	177,901	08-05-97	9:49a	U33CR1A.○
U33CR1B		9,316	08-05-97	9:49a	U33CR1B
U33CR1B	○	177,781	08-05-97	9:49a	U33CR1B.○
U33CR1C		9,283	08-05-97	9:49a	U33CR1C
U33CR1C	○	176,304	08-05-97	9:49a	U33CR1C.○
U33CR1D		9,282	08-05-97	9:49a	U33CR1D
U33CR1D	○	176,305	08-05-97	9:49a	U33CR1D.○
U33CR1E		9,217	08-05-97	9:49a	U33CR1E
U33CR1E	○	175,334	08-05-97	9:49a	U33CR1E.○
U33CR1F		9,218	08-05-97	9:49a	U33CR1F
U33CR1F	○	175,439	08-05-97	9:49a	U33CR1F.○
U33CR1G		9,220	08-05-97	9:49a	U33CR1G
U33CR1G	○	173,945	08-05-97	9:49a	U33CR1G.○
U33CR1H		9,218	08-05-97	9:49a	U33CR1H
U33CR1H	○	175,307	08-05-97	9:49a	U33CR1H.○

U33CR1I		9,219	08-05-97	9:49a	U33CR1I
U33CR1I	o	176,139	08-05-97	9:49a	U33CR1I.o
U33CR2A		9,310	08-05-97	9:49a	U33CR2A
U33CR2A	o	177,754	08-05-97	9:49a	U33CR2A.o
U33CR2B		9,311	08-05-97	9:49a	U33CR2B
U33CR2B	o	176,917	08-05-97	9:49a	U33CR2B.o
U33CR2C		9,278	08-05-97	9:49a	U33CR2C
U33CR2C	o	176,277	08-05-97	9:49a	U33CR2C.o
U33CR2D		9,280	08-05-97	9:49a	U33CR2D
U33CR2D	o	174,767	08-05-97	9:49a	U33CR2D.o
U33CR2E		9,218	08-05-97	9:49a	U33CR2E
U33CR2E	o	175,210	08-05-97	9:49a	U33CR2E.o
U33CR2F		9,218	08-05-97	9:49a	U33CR2F
U33CR2F	o	175,307	08-05-97	9:49a	U33CR2F.o
U33CR2G		9,218	08-05-97	9:49a	U33CR2G
U33CR2G	o	173,750	08-05-97	9:49a	U33CR2G.o
U33CR2H		9,216	08-05-97	9:49a	U33CR2H
U33CR2H	o	175,450	08-05-97	9:49a	U33CR2H.o
U33CR2I		9,215	08-05-97	9:49a	U33CR2I
U33CR2I	o	175,160	08-05-97	9:49a	U33CR2I.o

... \MCNPcases \Sect7-4 \Tab74-13

C33CR1B		9,536	08-05-97	10:52a	C33CR1B
C33CR1B	o	179,072	08-05-97	10:52a	C33CR1B.o
C3C1B05		9,567	08-05-97	10:52a	c3c1b05
C3C1B05	o	176,680	08-05-97	10:52a	c3c1b05.o
C3C1B10		9,563	08-05-97	10:52a	c3c1b10
C3C1B10	o	176,526	08-05-97	10:52a	c3c1b10.o
C3C1B15		9,571	08-05-97	10:52a	c3c1b15
C3C1B15	o	177,828	08-05-97	10:52a	c3c1b15.o
C3C1B20		9,564	08-05-97	10:52a	c3c1b20
C3C1B20	o	177,967	08-05-97	10:52a	c3c1b20.o

... \MCNPcases \Sect7-4 \Tab74-2

U30H06H		9,215	08-05-97	8:40a	u30h06h
U30H08A		9,309	08-05-97	8:59a	u30h08a
U30H04C	o	174,818	08-05-97	8:38a	u30h04c.o
U30H04A	o	175,367	08-05-97	8:38a	u30h04a.o
U30H04B		9,313	08-05-97	8:38a	u30h04b
U30H04B	o	174,909	08-05-97	8:38a	u30h04b.o
U30H04C		9,280	08-05-97	8:38a	u30h04c
U30H04A		9,313	08-05-97	8:38a	u30h04a
U30H04D		9,281	08-05-97	8:38a	u30h04d
U30H04D	o	176,362	08-05-97	8:38a	u30h04d.o
U30H04E		9,218	08-05-97	8:38a	u30h04e
U30H04E	o	175,096	08-05-97	8:38a	u30h04e.o
U30H04F		9,215	08-05-97	8:38a	u30h04f
U30H04F	o	173,832	08-05-97	8:38a	u30h04f.o
U30H04G		9,213	08-05-97	8:38a	u30h04g
U30H04G	o	173,700	08-05-97	8:38a	u30h04g.o
U30H04H		9,216	08-05-97	8:38a	u30h04h
U30H04H	o	175,154	08-05-97	8:38a	u30h04h.o
U30H04I		9,218	08-05-97	8:39a	u30h04i
U30H04I	o	175,154	08-05-97	8:39a	u30h04i.o
U30H04J		9,219	08-05-97	8:39a	u30h04j
U30H04J	o	175,256	08-05-97	8:39a	u30h04j.o
U30H10A		9,310	08-05-97	8:59a	u30h10a
U30H10A	o	175,209	08-05-97	8:59a	u30h10a.o
U30H06A	o	175,284	08-05-97	8:40a	u30h06a.o
U30H06B		9,311	08-05-97	8:40a	u30h06b
U30H06B	o	175,292	08-05-97	8:40a	u30h06b.o
U30H06C		9,276	08-05-97	8:40a	u30h06c
U30H06C	o	176,382	08-05-97	8:40a	u30h06c.o
U30H06D		9,279	08-05-97	8:40a	u30h06d
U30H06D	o	176,215	08-05-97	8:40a	u30h06d.o
U30H06E		9,212	08-05-97	8:40a	u30h06e
U30H06E	o	175,124	08-05-97	8:40a	u30h06e.o
U30H06F		9,215	08-05-97	8:40a	u30h06f
U30H06F	o	175,097	08-05-97	8:40a	u30h06f.o
U30H06G		9,215	08-05-97	8:40a	u30h06g
U30H06G	o	175,244	08-05-97	8:40a	u30h06g.o
U30H06A		9,308	08-05-97	8:40a	u30h06a
U30H06H	o	176,589	08-05-97	8:40a	u30h06h.o
U30H06I		9,215	08-05-97	8:40a	u30h06i
U30H06I	o	176,602	08-05-97	8:40a	u30h06i.o
U30H06J		9,217	08-05-97	8:40a	u30h06j
U30H06J	o	173,567	08-05-97	8:40a	u30h06j.o
U30H08A	o	176,868	08-05-97	8:59a	u30h08a.o
U30H08B		9,313	08-05-97	8:59a	u30h08b
U30H08B	o	175,298	08-05-97	8:59a	u30h08b.o
U30H08C		9,283	08-05-97	8:59a	u30h08c

U30H08C	o	177,370	08-05-97	8:59a	u30h08c.o
U30H08D		9,281	08-05-97	8:59a	u30h08d
U30H08D	o	174,701	08-05-97	8:59a	u30h08d.o
U30H08E		9,218	08-05-97	8:59a	u30h08e
U30H08E	o	175,124	08-05-97	8:59a	u30h08e.o
U30H08F		9,219	08-05-97	8:59a	u30h08f
U30H08F	o	175,244	08-05-97	8:59a	u30h08f.o
U30H08G		9,219	08-05-97	8:59a	u30h08g
U30H08G	o	173,701	08-05-97	8:59a	u30h08g.o
U30H08H		9,220	08-05-97	8:59a	u30h08h
U30H08H	o	173,728	08-05-97	8:59a	u30h08h.o
U30H08I		9,220	08-05-97	8:59a	u30h08i
U30H08I	o	173,791	08-05-97	8:59a	u30h08i.o
U30H08J		9,220	08-05-97	8:59a	u30h08j
U30H08J	o	173,728	08-05-97	8:59a	u30h08j.o
U30H10B		9,313	08-05-97	8:59a	u30h10b
U30H10B	o	175,208	08-05-97	8:59a	u30h10b.o
U30H10C		9,281	08-05-97	8:59a	u30h10c
U30H10C	o	176,271	08-05-97	8:59a	u30h10c.o
U30H10D		9,280	08-05-97	8:59a	u30h10d
U30H10D	o	176,403	08-05-97	8:59a	u30h10d.o
U30H10E		9,214	08-05-97	8:59a	u30h10e
U30H10E	o	176,420	08-05-97	8:59a	u30h10e.o
U30H10F		9,215	08-05-97	8:59a	u30h10f
U30H10F	o	173,611	08-05-97	8:59a	u30h10f.o
U30H10G		9,217	08-05-97	8:59a	u30h10g
U30H10G	o	173,610	08-05-97	8:59a	u30h10g.o
U30H10H		9,217	08-05-97	8:59a	u30h10h
U30H10H	o	173,604	08-05-97	8:59a	u30h10h.o
U30H10I		9,219	08-05-97	8:59a	u30h10i
U30H10I	o	173,581	08-05-97	8:59a	u30h10i.o
U30H10J		9,217	08-05-97	8:59a	u30h10j
U30H10J	o	173,685	08-05-97	8:59a	u30h10j.o
U30H13A		9,311	08-05-97	9:00a	u30h13a
U30H13A	o	175,211	08-05-97	9:00a	u30h13a.o
U30H13B		9,312	08-05-97	9:00a	u30h13b
U30H13B	o	176,827	08-05-97	9:00a	u30h13b.o
U30H13C		9,281	08-05-97	9:00a	u30h13c
U30H13C	o	176,271	08-05-97	9:00a	u30h13c.o
U30H13D		9,280	08-05-97	9:00a	u30h13d
U30H13D	o	174,731	08-05-97	9:00a	u30h13d.o
U30H13E		9,217	08-05-97	9:00a	u30h13e
U30H13E	o	173,553	08-05-97	9:00a	u30h13e.o
U30H13F		9,217	08-05-97	9:00a	u30h13f
U30H13F	o	173,713	08-05-97	9:00a	u30h13f.o
U30H13G		9,216	08-05-97	9:00a	u30h13g
U30H13G	o	176,241	08-05-97	9:00a	u30h13g.o
U30H13H		9,217	08-05-97	9:00a	u30h13h
U30H13H	o	173,700	08-05-97	9:00a	u30h13h.o
U30H13I		9,215	08-05-97	9:00a	u30h13i
U30H13I	o	173,728	08-05-97	9:00a	u30h13i.o
U30H13J		9,218	08-05-97	9:00a	u30h13j
U30H13J	o	175,244	08-05-97	9:00a	u30h13j.o
U30M04A		9,315	08-05-97	9:00a	u30m04a
U30M04A	o	175,180	08-05-97	9:00a	u30m04a.o
U30M04B		9,315	08-05-97	9:00a	u30m04b
U30M04B	o	175,285	08-05-97	9:00a	u30m04b.o
U30M04C		9,285	08-05-97	9:00a	u30m04c
U30M04C	o	176,272	08-05-97	9:00a	u30m04c.o
U30M04D		9,285	08-05-97	9:00a	u30m04d
U30M04D	o	176,246	08-05-97	9:00a	u30m04d.o
U30M04E		9,221	08-05-97	9:00a	u30m04e
U30M04E	o	175,230	08-05-97	9:00a	u30m04e.o
U30M04F		9,218	08-05-97	9:00a	u30m04f
U30M04F	o	175,096	08-05-97	9:00a	u30m04f.o
U30M04G		9,222	08-05-97	9:00a	u30m04g
U30M04G	o	175,154	08-05-97	9:00a	u30m04g.o
U30M04H		9,217	08-05-97	9:00a	u30m04h
U30M04H	o	176,398	08-05-97	9:00a	u30m04h.o
U30M04I		9,222	08-05-97	9:00a	u30m04i
U30M04I	o	176,398	08-05-97	9:00a	u30m04i.o
U30M04J		9,222	08-05-97	9:00a	u30m04j
U30M04J	o	173,751	08-05-97	9:00a	u30m04j.o
U30M06A		9,315	08-05-97	9:00a	u30m06a
U30M06A	o	175,314	08-05-97	9:00a	u30m06a.o
U30M06B		9,313	08-05-97	9:00a	u30m06b
U30M06B	o	176,715	08-05-97	9:00a	u30m06b.o
U30M06C		9,284	08-05-97	9:00a	u30m06c
U30M06C	o	176,242	08-05-97	9:00a	u30m06c.o
U30M06D		9,284	08-05-97	9:00a	u30m06d
U30M06D	o	174,831	08-05-97	9:00a	u30m06d.o

U30M06E		9,221	08-05-97	9:00a	u30m06e
U30M06E	o	173,701	08-05-97	9:00a	u30m06e.o
U30M06F		9,218	08-05-97	9:00a	u30m06f
U30M06F	o	173,909	08-05-97	9:00a	u30m06f.o
U30M06G		9,220	08-05-97	9:00a	u30m06g
U30M06G	o	173,832	08-05-97	9:00a	u30m06g.o
U30M06H		9,218	08-05-97	9:00a	u30m06h
U30M06H	o	175,286	08-05-97	9:00a	u30m06h.o
U30M06I		9,220	08-05-97	9:00a	u30m06i
U30M06I	o	175,123	08-05-97	9:00a	u30m06i.o
U30M06J		9,219	08-05-97	9:00a	u30m06j
U30M06J	o	175,152	08-05-97	9:00a	u30m06j.o
U30M08A		9,316	08-05-97	9:01a	u30m08a
U30M08A	o	175,152	08-05-97	9:01a	u30m08a.o
U30M08B		9,316	08-05-97	9:01a	u30m08b
U30M08B	o	175,031	08-05-97	9:01a	u30m08b.o
U30M08C		9,284	08-05-97	9:01a	u30m08c
U30M08C	o	176,241	08-05-97	9:01a	u30m08c.o
U30M08D		9,280	08-05-97	9:01a	u30m08d
U30M08D	o	176,392	08-05-97	9:01a	u30m08d.o
U30M08E		9,221	08-05-97	9:01a	u30m08e
U30M08E	o	175,065	08-05-97	9:01a	u30m08e.o
U30M08F		9,220	08-05-97	9:01a	u30m08f
U30M08F	o	173,554	08-05-97	9:01a	u30m08f.o
U30M08G		9,221	08-05-97	9:01a	u30m08g
U30M08G	o	176,646	08-05-97	9:01a	u30m08g.o
U30M08H		9,219	08-05-97	9:01a	u30m08h
U30M08H	o	173,731	08-05-97	9:01a	u30m08h.o
U30M08I		9,216	08-05-97	9:01a	u30m08i
U30M08I	o	173,583	08-05-97	9:01a	u30m08i.o
U30M08J		9,219	08-05-97	9:01a	u30m08j
U30M08J	o	173,580	08-05-97	9:01a	u30m08j.o
U30M10A		9,312	08-05-97	9:01a	u30m10a
U30M10A	o	175,356	08-05-97	9:01a	u30m10a.o
U30M10B		9,311	08-05-97	9:01a	u30m10b
U30M10B	o	175,326	08-05-97	9:01a	u30m10b.o
U30M10C		9,282	08-05-97	9:01a	u30m10c
U30M10C	o	176,392	08-05-97	9:01a	u30m10c.o
U30M10D		9,282	08-05-97	9:01a	u30m10d
U30M10D	o	176,389	08-05-97	9:01a	u30m10d.o
U30M10E		9,218	08-05-97	9:01a	u30m10e
U30M10E	o	175,097	08-05-97	9:01a	u30m10e.o
U30M10F		9,214	08-05-97	9:01a	u30m10f
U30M10F	o	176,518	08-05-97	9:01a	u30m10f.o
U30M10G		9,217	08-05-97	9:01a	u30m10g
U30M10G	o	173,257	08-05-97	9:01a	u30m10g.o
U30M10H		9,216	08-05-97	9:01a	u30m10h
U30M10H	o	176,618	08-05-97	9:01a	u30m10h.o
U30M10I		9,217	08-05-97	9:01a	u30m10i
U30M10I	o	173,576	08-05-97	9:01a	u30m10i.o
U30M10J		9,218	08-05-97	9:01a	u30m10j
U30M10J	o	173,553	08-05-97	9:01a	u30m10j.o
U30M13A		9,309	08-05-97	9:02a	u30m13a
U30M13A	o	175,356	08-05-97	9:02a	u30m13a.o
U30M13B		9,309	08-05-97	9:02a	u30m13b
U30M13B	o	175,460	08-05-97	9:02a	u30m13b.o
U30M13C		9,276	08-05-97	9:02a	u30m13c
U30M13C	o	174,694	08-05-97	9:02a	u30m13c.o
U30M13D		9,277	08-05-97	9:02a	u30m13d
U30M13D	o	176,214	08-05-97	9:02a	u30m13d.o
U30M13E		9,214	08-05-97	9:02a	u30m13e
U30M13E	o	176,116	08-05-97	9:02a	u30m13e.o
U30M13F		9,215	08-05-97	9:02a	u30m13f
U30M13F	o	175,270	08-05-97	9:02a	u30m13f.o
U30M13G		9,214	08-05-97	9:02a	u30m13g
U30M13G	o	173,701	08-05-97	9:02a	u30m13g.o
U30M13H		9,215	08-05-97	9:02a	u30m13h
U30M13H	o	173,604	08-05-97	9:02a	u30m13h.o
U30M13I		9,216	08-05-97	9:02a	u30m13i
U30M13I	o	175,153	08-05-97	9:02a	u30m13i.o
U30M13J		9,217	08-05-97	9:02a	u30m13j
U30M13J	o	176,792	08-05-97	9:02a	u30m13j.o

... \MCNPcases \Sect7-4 \Tab74-3

U33H04A		9,313	08-05-97	9:03a	u33h04a
U33H04A	o	175,244	08-05-97	9:03a	u33h04a.o
U33H04B		9,313	08-05-97	9:03a	u33h04b
U33H04B	o	175,210	08-05-97	9:03a	u33h04b.o
U33H04C		9,280	08-05-97	9:03a	u33h04c
U33H04C	o	176,306	08-05-97	9:03a	u33h04c.o
U33H04D		9,281	08-05-97	9:03a	u33h04d

U33H04D	○	176,336	08-05-97	9:03a	u33h04d.o
U33H04E		9,218	08-05-97	9:03a	u33h04e
U33H04E	○	175,307	08-05-97	9:03a	u33h04e.o
U33H04F		9,215	08-05-97	9:03a	u33h04f
U33H04F	○	175,319	08-05-97	9:03a	u33h04f.o
U33H04G		9,213	08-05-97	9:03a	u33h04g
U33H04G	○	175,335	08-05-97	9:03a	u33h04g.o
U33H04H		9,216	08-05-97	9:03a	u33h04h
U33H04H	○	176,827	08-05-97	9:03a	u33h04h.o
U33H04I		9,218	08-05-97	9:03a	u33h04i
U33H04I	○	173,676	08-05-97	9:03a	u33h04i.o
U33H04J		9,219	08-05-97	9:03a	u33h04j
U33H04J	○	173,823	08-05-97	9:03a	u33h04j.o
U33H06A		9,308	08-05-97	9:04a	u33h06a
U33H06A	○	175,362	08-05-97	9:04a	u33h06a.o
U33H06B		9,311	08-05-97	9:04a	u33h06b
U33H06B	○	178,413	08-05-97	9:04a	u33h06b.o
U33H06C		9,276	08-05-97	9:04a	u33h06c
U33H06C	○	176,302	08-05-97	9:04a	u33h06c.o
U33H06D		9,279	08-05-97	9:04a	u33h06d
U33H06D	○	174,941	08-05-97	9:04a	u33h06d.o
U33H06E		9,212	08-05-97	9:04a	u33h06e
U33H06E	○	175,293	08-05-97	9:04a	u33h06e.o
U33H06F		9,215	08-05-97	9:04a	u33h06f
U33H06F	○	175,187	08-05-97	9:04a	u33h06f.o
U33H06G		9,215	08-05-97	9:04a	u33h06g
U33H06G	○	173,648	08-05-97	9:04a	u33h06g.o
U33H06H		9,215	08-05-97	9:04a	u33h06h
U33H06H	○	173,740	08-05-97	9:04a	u33h06h.o
U33H06I		9,215	08-05-97	9:04a	u33h06i
U33H06I	○	173,674	08-05-97	9:04a	u33h06i.o
U33H06J		9,217	08-05-97	9:04a	u33h06j
U33H06J	○	176,386	08-05-97	9:04a	u33h06j.o
U33H08A		9,311	08-05-97	9:04a	u33h08a
U33H08A	○	175,242	08-05-97	9:04a	u33h08a.o
U33H08B		9,315	08-05-97	9:04a	u33h08b
U33H08B	○	175,215	08-05-97	9:04a	u33h08b.o
U33H08C		9,285	08-05-97	9:04a	u33h08c
U33H08C	○	177,945	08-05-97	9:04a	u33h08c.o
U33H08D		9,283	08-05-97	9:04a	u33h08d
U33H08D	○	176,270	08-05-97	9:04a	u33h08d.o
U33H08E		9,220	08-05-97	9:04a	u33h08e
U33H08E	○	175,319	08-05-97	9:04a	u33h08e.o
U33H08F		9,221	08-05-97	9:04a	u33h08f
U33H08F	○	173,610	08-05-97	9:04a	u33h08f.o
U33H08G		9,221	08-05-97	9:04a	u33h08g
U33H08G	○	173,674	08-05-97	9:04a	u33h08g.o
U33H08H		9,222	08-05-97	9:04a	u33h08h
U33H08H	○	173,617	08-05-97	9:04a	u33h08h.o
U33H08I		9,222	08-05-97	9:04a	u33h08i
U33H08I	○	173,749	08-05-97	9:04a	u33h08i.o
U33H08J		9,222	08-05-97	9:04a	u33h08j
U33H08J	○	175,187	08-05-97	9:04a	u33h08j.o
U33H10A		9,312	08-05-97	9:05a	u33h10a
U33H10A	○	175,368	08-05-97	9:05a	u33h10a.o
U33H10B		9,315	08-05-97	9:05a	u33h10b
U33H10B	○	175,361	08-05-97	9:05a	u33h10b.o
U33H10C		9,283	08-05-97	9:05a	u33h10c
U33H10C	○	176,278	08-05-97	9:05a	u33h10c.o
U33H10D		9,282	08-05-97	9:05a	u33h10d
U33H10D	○	174,762	08-05-97	9:05a	u33h10d.o
U33H10E		9,216	08-05-97	9:05a	u33h10e
U33H10E	○	175,217	08-05-97	9:05a	u33h10e.o
U33H10F		9,217	08-05-97	9:05a	u33h10f
U33H10F	○	176,856	08-05-97	9:05a	u33h10f.o
U33H10G		9,219	08-05-97	9:05a	u33h10g
U33H10G	○	173,673	08-05-97	9:05a	u33h10g.o
U33H10H		9,219	08-05-97	9:05a	u33h10h
U33H10H	○	173,674	08-05-97	9:05a	u33h10h.o
U33H10I		9,221	08-05-97	9:05a	u33h10i
U33H10I	○	173,617	08-05-97	9:05a	u33h10i.o
U33H10J		9,219	08-05-97	9:05a	u33h10j
U33H10J	○	173,673	08-05-97	9:05a	u33h10j.o
U33H13A		9,313	08-05-97	9:06a	u33h13a
U33H13A	○	175,550	08-05-97	9:06a	u33h13a.o
U33H13B		9,314	08-05-97	9:06a	u33h13b
U33H13B	○	175,406	08-05-97	9:06a	u33h13b.o
U33H13C		9,283	08-05-97	9:06a	u33h13c
U33H13C	○	174,909	08-05-97	9:06a	u33h13c.o
U33H13D		9,282	08-05-97	9:06a	u33h13d
U33H13D	○	176,277	08-05-97	9:06a	u33h13d.o



U33H13E	9,219	08-05-97	9:06a	u33h13e
U33H13E O	175,307	08-05-97	9:06a	u33h13e.o
U33H13F	9,219	08-05-97	9:06a	u33h13f
U33H13F O	176,156	08-05-97	9:06a	u33h13f.o
U33H13G	9,218	08-05-97	9:06a	u33h13g
U33H13G O	173,619	08-05-97	9:06a	u33h13g.o
U33H13H	9,219	08-05-97	9:06a	u33h13h
U33H13H O	173,646	08-05-97	9:06a	u33h13h.o
U33H13I	9,217	08-05-97	9:06a	u33h13i
U33H13I O	176,841	08-05-97	9:06a	u33h13i.o
U33H13J	9,220	08-05-97	9:06a	u33h13j
U33H13J O	175,217	08-05-97	9:06a	u33h13j.o
U3H3G05	9,242	08-05-97	9:06a	u3h3g05
U3H3G05 O	173,793	08-05-97	9:06a	u3h3g05.o
U3H3G11	9,275	08-05-97	9:06a	u3h3g11
U3H3G11 O	173,647	08-05-97	9:06a	u3h3g11.o
U3H3G11I	173,806	08-05-97	9:06a	u3h3g11i.o
U3H3G15	9,246	08-05-97	9:06a	u3h3g15
U3H3G15 O	173,764	08-05-97	9:06a	u3h3g15.o
U3H3G22	9,250	08-05-97	9:06a	u3h3g22
U3H3G22 O	173,764	08-05-97	9:06a	u3h3g22.o
U33L08A	9,314	08-05-97	9:12a	u33l08a
U33L08A O	175,361	08-05-97	9:12a	u33l08a.o
U33L08B	9,314	08-05-97	9:12a	u33l08b
U33L08B O	175,235	08-05-97	9:12a	u33l08b.o
U33L08C	9,281	08-05-97	9:12a	u33l08c
U33L08C O	174,735	08-05-97	9:12a	u33l08c.o
U33L08D	9,282	08-05-97	9:12a	u33l08d
U33L08D O	176,482	08-05-97	9:12a	u33l08d.o
U33L08E	9,217	08-05-97	9:12a	u33l08e
U33L08E O	175,319	08-05-97	9:12a	u33l08e.o
U33L08F	9,215	08-05-97	9:12a	u33l08f
U33L08F O	173,806	08-05-97	9:12a	u33l08f.o
U33L08G	9,214	08-05-97	9:12a	u33l08g
U33L08G O	173,732	08-05-97	9:12a	u33l08g.o
U33L08H	9,218	08-05-97	9:12a	u33l08h
U33L08H O	173,646	08-05-97	9:12a	u33l08h.o
U33L08I	9,220	08-05-97	9:12a	u33l08i
U33L08I O	176,926	08-05-97	9:12a	u33l08i.o
U33L08J	9,213	08-05-97	9:12a	u33l08j
U33L08J O	173,748	08-05-97	9:12a	u33l08j.o
U33L10A	9,312	08-05-97	9:13a	u33l10a
U33L10A O	176,813	08-05-97	9:13a	u33l10a.o
U33L10B	9,312	08-05-97	9:13a	u33l10b
U33L10B O	175,246	08-05-97	9:13a	u33l10b.o
U33L10C	9,281	08-05-97	9:13a	u33l10c
U33L10C O	174,736	08-05-97	9:13a	u33l10c.o
U33L10D	9,284	08-05-97	9:13a	u33l10d
U33L10D O	174,601	08-05-97	9:13a	u33l10d.o
U33L10E	9,220	08-05-97	9:13a	u33l10e
U33L10E O	175,217	08-05-97	9:13a	u33l10e.o
U33L10F	9,218	08-05-97	9:13a	u33l10f
U33L10F O	177,337	08-05-97	9:13a	u33l10f.o
U33L10G	9,220	08-05-97	9:13a	u33l10g
U33L10G O	173,648	08-05-97	9:13a	u33l10g.o
U33L10H	9,219	08-05-97	9:13a	u33l10h
U33L10H O	173,674	08-05-97	9:13a	u33l10h.o
U33L10I	9,220	08-05-97	9:13a	u33l10i
U33L10I O	175,564	08-05-97	9:13a	u33l10i.o
U33L10J	9,216	08-05-97	9:13a	u33l10j
U33L10J O	173,400	08-05-97	9:13a	u33l10j.o
U33L13A	9,316	08-05-97	9:13a	u33l13a
U33L13A O	175,215	08-05-97	9:13a	u33l13a.o
U33L13B	9,317	08-05-97	9:13a	u33l13b
U33L13B O	175,272	08-05-97	9:13a	u33l13b.o
U33L13C	9,283	08-05-97	9:13a	u33l13c
U33L13C O	174,763	08-05-97	9:13a	u33l13c.o
U33L13D	9,284	08-05-97	9:13a	u33l13d
U33L13D O	176,656	08-05-97	9:13a	u33l13d.o
U33L13E	9,221	08-05-97	9:13a	u33l13e
U33L13E O	173,616	08-05-97	9:13a	u33l13e.o
U33L13F	9,220	08-05-97	9:13a	u33l13f
U33L13F O	173,551	08-05-97	9:13a	u33l13f.o
U33L13G	9,221	08-05-97	9:13a	u33l13g
U33L13G O	177,528	08-05-97	9:13a	u33l13g.o
U33L13H	9,221	08-05-97	9:13a	u33l13h
U33L13H O	175,307	08-05-97	9:13a	u33l13h.o
U33L13I	9,221	08-05-97	9:13a	u33l13i
U33L13I O	173,674	08-05-97	9:13a	u33l13i.o
U33L13J	9,221	08-05-97	9:13a	u33l13j
U33L13J O	173,820	08-05-97	9:13a	u33l13j.o

U33M04A		9,315	08-05-97	9:13a	u33m04a
U33M04A	o	176,781	08-05-97	9:13a	u33m04a.o
U33M04B		9,315	08-05-97	9:13a	u33m04b
U33M04B	o	176,962	08-05-97	9:13a	u33m04b.o
U33M04C		9,285	08-05-97	9:13a	u33m04c
U33M04C	o	174,639	08-05-97	9:13a	u33m04c.o
U33M04D		9,285	08-05-97	9:13a	u33m04d
U33M04D	o	174,762	08-05-97	9:13a	u33m04d.o
U33M04E		9,221	08-05-97	9:13a	u33m04e
U33M04E	o	176,709	08-05-97	9:13a	u33m04e.o
U33M04F		9,218	08-05-97	9:13a	u33m04f
U33M04F	o	176,652	08-05-97	9:13a	u33m04f.o
U33M04G		9,222	08-05-97	9:13a	u33m04g
U33M04G	o	173,896	08-05-97	9:13a	u33m04g.o
U33M04H		9,217	08-05-97	9:13a	u33m04h
U33M04H	o	173,674	08-05-97	9:13a	u33m04h.o
U33M04I		9,222	08-05-97	9:13a	u33m04i
U33M04J		9,222	08-05-97	9:13a	u33m04j
U33M06A		9,315	08-05-97	9:14a	u33m06a
U33M06A	o	175,242	08-05-97	9:14a	u33m06a.o
U33M06B		9,313	08-05-97	9:14a	u33m06b
U33M06B	o	175,242	08-05-97	9:14a	u33m06b.o
U33M06C		9,284	08-05-97	9:14a	u33m06c
U33M06C	o	174,792	08-05-97	9:14a	u33m06c.o
U33M06D		9,284	08-05-97	9:14a	u33m06d
U33M06D	o	175,044	08-05-97	9:14a	u33m06d.o
U33M06E		9,221	08-05-97	9:14a	u33m06e
U33M06E	o	175,159	08-05-97	9:14a	u33m06e.o
U33M06F		9,218	08-05-97	9:14a	u33m06f
U33M06F	o	175,336	08-05-97	9:14a	u33m06f.o
U33M06G		9,220	08-05-97	9:14a	u33m06g
U33M06G	o	175,338	08-05-97	9:14a	u33m06g.o
U33M06H		9,218	08-05-97	9:14a	u33m06h
U33M06H	o	175,150	08-05-97	9:14a	u33m06h.o
U33M06I		9,220	08-05-97	9:14a	u33m06i
U33M06J		9,219	08-05-97	9:14a	u33m06j
U33M08A		9,318	08-05-97	9:16a	u33m08a
U33M08A	o	175,340	08-05-97	9:16a	u33m08a.o
U33M08B		9,318	08-05-97	9:16a	u33m08b
U33M08B	o	175,215	08-05-97	9:16a	u33m08b.o
U33M08C		9,286	08-05-97	9:16a	u33m08c
U33M08C	o	177,910	08-05-97	9:16a	u33m08c.o
U33M08D		9,282	08-05-97	9:16a	u33m08d
U33M08D	o	176,278	08-05-97	9:16a	u33m08d.o
U33M08E		9,223	08-05-97	9:16a	u33m08e
U33M08E	o	173,403	08-05-97	9:16a	u33m08e.o
U33M08F		9,222	08-05-97	9:16a	u33m08f
U33M08F	o	173,644	08-05-97	9:16a	u33m08f.o
U33M08G		9,223	08-05-97	9:16a	u33m08g
U33M08G	o	175,160	08-05-97	9:16a	u33m08g.o
U33M08H		9,221	08-05-97	9:16a	u33m08h
U33M08H	o	175,306	08-05-97	9:16a	u33m08h.o
U33M08I		9,218	08-05-97	9:16a	u33m08i
U33M08I	o	173,617	08-05-97	9:16a	u33m08i.o
U33M08J		9,221	08-05-97	9:16a	u33m08j
U33M08J	o	173,647	08-05-97	9:16a	u33m08j.o
U33M10A		9,314	08-05-97	9:17a	u33m10a
U33M10A	o	174,971	08-05-97	9:17a	u33m10a.o
U33M10B		9,313	08-05-97	9:17a	u33m10b
U33M10B	o	175,242	08-05-97	9:17a	u33m10b.o
U33M10C		9,284	08-05-97	9:17a	u33m10c
U33M10C	o	176,335	08-05-97	9:17a	u33m10c.o
U33M10D		9,284	08-05-97	9:17a	u33m10d
U33M10D	o	175,041	08-05-97	9:17a	u33m10d.o
U33M10E		9,220	08-05-97	9:17a	u33m10e
U33M10E	o	176,707	08-05-97	9:17a	u33m10e.o
U33M10F		9,216	08-05-97	9:17a	u33m10f
U33M10F	o	173,784	08-05-97	9:17a	u33m10f.o
U33M10G		9,219	08-05-97	9:17a	u33m10g
U33M10G	o	173,757	08-05-97	9:17a	u33m10g.o
U33M10H		9,218	08-05-97	9:17a	u33m10h
U33M10H	o	175,160	08-05-97	9:17a	u33m10h.o
U33M10I		9,219	08-05-97	9:17a	u33m10i
U33M10I	o	175,462	08-05-97	9:17a	u33m10i.o
U33M10J		9,220	08-05-97	9:17a	u33m10j
U33M10J	o	173,643	08-05-97	9:17a	u33m10j.o
U33M13A		9,311	08-05-97	9:17a	u33m13a
U33M13A	o	175,342	08-05-97	9:17a	u33m13a.o
U33M13B		9,313	08-05-97	9:17a	u33m13b
U33M13B	o	175,272	08-05-97	9:17a	u33m13b.o
U33M13C		9,278	08-05-97	9:17a	u33m13c

U33M13C	O	174,939	08-05-97	9:17a	u33m13c.o
U33M13D		9,279	08-05-97	9:17a	u33m13d
U33M13D	O	174,784	08-05-97	9:17a	u33m13d.o
U33M13E		9,216	08-05-97	9:17a	u33m13e
U33M13E	O	175,216	08-05-97	9:17a	u33m13e.o
U33M13F		9,217	08-05-97	9:17a	u33m13f
U33M13F	O	175,217	08-05-97	9:17a	u33m13f.o
U33M13G		9,216	08-05-97	9:17a	u33m13g
U33M13G	O	176,709	08-05-97	9:17a	u33m13g.o
U33M13H		9,217	08-05-97	9:17a	u33m13h
U33M13H	O	173,805	08-05-97	9:17a	u33m13h.o
U33M13I		9,218	08-05-97	9:17a	u33m13i
U33M13I	O	173,643	08-05-97	9:17a	u33m13i.o
U33M13J		9,219	08-05-97	9:17a	u33m13j
U33M13J	O	173,749	08-05-97	9:17a	u33m13j.o

.. \MCNPcases\Sect7-4\Tab74-4

U40H06A		9,304	08-05-97	9:20a	u40h06a
U40H06A	O	175,214	08-05-97	9:20a	u40h06a.o
U40H06B		9,307	08-05-97	9:20a	u40h06b
U40H06B	O	176,772	08-05-97	9:20a	u40h06b.o
U40H06C		9,272	08-05-97	9:20a	u40h06c
U40H06C	O	176,588	08-05-97	9:20a	u40h06c.o
U40H06D		9,275	08-05-97	9:20a	u40h06d
U40H06D	O	176,306	08-05-97	9:20a	u40h06d.o
U40H06E		9,208	08-05-97	9:20a	u40h06e
U40H06E	O	175,186	08-05-97	9:20a	u40h06e.o
U40H06F		9,211	08-05-97	9:20a	u40h06f
U40H06F	O	175,189	08-05-97	9:20a	u40h06f.o
U40H06G		9,211	08-05-97	9:20a	u40h06g
U40H06G	O	176,652	08-05-97	9:20a	u40h06g.o
U40H06H		9,211	08-05-97	9:20a	u40h06h
U40H06H	O	176,857	08-05-97	9:20a	u40h06h.o
U40H06I		9,211	08-05-97	9:20a	u40h06i
U40H06J		9,213	08-05-97	9:20a	u40h06j
U40H08A		9,307	08-05-97	9:21a	u40h08a
U40H08A	O	175,404	08-05-97	9:21a	u40h08a.o
U40H08B		9,311	08-05-97	9:21a	u40h08b
U40H08B	O	175,373	08-05-97	9:21a	u40h08b.o
U40H08C		9,281	08-05-97	9:21a	u40h08c
U40H08C	O	174,791	08-05-97	9:21a	u40h08c.o
U40H08D		9,279	08-05-97	9:21a	u40h08d
U40H08D	O	174,438	08-05-97	9:21a	u40h08d.o
U40H08E		9,216	08-05-97	9:21a	u40h08e
U40H08E	O	173,506	08-05-97	9:21a	u40h08e.o
U40H08F		9,217	08-05-97	9:21a	u40h08f
U40H08F	O	176,708	08-05-97	9:21a	u40h08f.o
U40H08G		9,217	08-05-97	9:21a	u40h08g
U40H08G	O	175,183	08-05-97	9:21a	u40h08g.o
U40H08H		9,218	08-05-97	9:21a	u40h08h
U40H08H	O	173,791	08-05-97	9:21a	u40h08h.o
U40H08I		9,218	08-05-97	9:21a	u40h08i
U40H08I	O	173,617	08-05-97	9:21a	u40h08i.o
U40H08J		9,218	08-05-97	9:21a	u40h08j
U40H08J	O	175,160	08-05-97	9:21a	u40h08j.o
U40H10A		9,308	08-05-97	9:22a	u40h10a
U40H10A	O	175,242	08-05-97	9:22a	u40h10a.o
U40H10B		9,311	08-05-97	9:22a	u40h10b
U40H10B	O	175,214	08-05-97	9:22a	u40h10b.o
U40H10C		9,279	08-05-97	9:22a	u40h10c
U40H10C	O	174,912	08-05-97	9:22a	u40h10c.o
U40H10D		9,278	08-05-97	9:22a	u40h10d
U40H10D	O	174,896	08-05-97	9:22a	u40h10d.o
U40H10E		9,212	08-05-97	9:22a	u40h10e
U40H10E	O	173,814	08-05-97	9:22a	u40h10e.o
U40H10F		9,213	08-05-97	9:22a	u40h10f
U40H10F	O	175,187	08-05-97	9:22a	u40h10f.o
U40H10G		9,215	08-05-97	9:22a	u40h10g
U40H10G	O	175,258	08-05-97	9:22a	u40h10g.o
U40H10H		9,215	08-05-97	9:22a	u40h10h
U40H10H	O	175,266	08-05-97	9:22a	u40h10h.o
U40H10I		9,217	08-05-97	9:22a	u40h10i
U40H10I	O	173,776	08-05-97	9:22a	u40h10i.o
U40H10J		9,215	08-05-97	9:22a	u40h10j
U40H10J	O	173,673	08-05-97	9:22a	u40h10j.o
U40H13A		9,309	08-05-97	9:22a	u40h13a
U40H13A	O	178,307	08-05-97	9:22a	u40h13a.o
U40H13B		9,310	08-05-97	9:22a	u40h13b
U40H13B	O	175,207	08-05-97	9:22a	u40h13b.o
U40H13C		9,279	08-05-97	9:22a	u40h13c
U40H13C	O	174,762	08-05-97	9:22a	u40h13c.o

U40H13D		9,278	08-05-97	9:22a	u40h13d
U40H13D	O	176,305	08-05-97	9:22a	u40h13d.o
U40H13E		9,215	08-05-97	9:22a	u40h13e
U40H13E	O	175,217	08-05-97	9:22a	u40h13e.o
U40H13F		9,215	08-05-97	9:22a	u40h13f
U40H13F	O	175,217	08-05-97	9:22a	u40h13f.o
U40H13G		9,214	08-05-97	9:22a	u40h13g
U40H13G	O	173,762	08-05-97	9:22a	u40h13g.o
U40H13H		9,215	08-05-97	9:22a	u40h13h
U40H13H	O	173,820	08-05-97	9:22a	u40h13h.o
U40H13I		9,213	08-05-97	9:22a	u40h13i
U40H13I	O	173,612	08-05-97	9:22a	u40h13i.o
U40H13J		9,216	08-05-97	9:22a	u40h13j
U40H13J	O	173,644	08-05-97	9:22a	u40h13j.o
U40M08A		9,314	08-05-97	9:22a	u40m08a
U40M08A	O	175,272	08-05-97	9:22a	u40m08a.o
U40M08B		9,314	08-05-97	9:22a	u40m08b
U40M08B	O	175,271	08-05-97	9:22a	u40m08b.o
U40M08C		9,282	08-05-97	9:22a	u40m08c
U40M08C	O	176,482	08-05-97	9:22a	u40m08c.o
U40M08D		9,278	08-05-97	9:22a	u40m08d
U40M08D	O	176,328	08-05-97	9:22a	u40m08d.o
U40M08E		9,219	08-05-97	9:22a	u40m08e
U40M08E	O	173,615	08-05-97	9:22a	u40m08e.o
U40M08F		9,218	08-05-97	9:22a	u40m08f
U40M08F	O	175,192	08-05-97	9:22a	u40m08f.o
U40M08G		9,219	08-05-97	9:22a	u40m08g
U40M08G	O	173,350	08-05-97	9:22a	u40m08g.o
U40M08H		9,217	08-05-97	9:22a	u40m08h
U40M08H	O	173,806	08-05-97	9:22a	u40m08h.o
U40M08I		9,214	08-05-97	9:22a	u40m08i
U40M08I	O	173,643	08-05-97	9:22a	u40m08i.o
U40M08J		9,217	08-05-97	9:22a	u40m08j
U40M08J	O	173,644	08-05-97	9:22a	u40m08j.o
U40M10A		9,310	08-05-97	9:23a	u40m10a
U40M10A	O	175,215	08-05-97	9:23a	u40m10a.o
U40M10B		9,309	08-05-97	9:23a	u40m10b
U40M10B	O	176,759	08-05-97	9:23a	u40m10b.o
U40M10C		9,280	08-05-97	9:23a	u40m10c
U40M10C	O	174,908	08-05-97	9:23a	u40m10c.o
U40M10D		9,280	08-05-97	9:23a	u40m10d
U40M10D	O	174,730	08-05-97	9:23a	u40m10d.o
U40M10E		9,216	08-05-97	9:23a	u40m10e
U40M10E	O	175,188	08-05-97	9:23a	u40m10e.o
U40M10F		9,212	08-05-97	9:23a	u40m10f
U40M10F	O	176,526	08-05-97	9:23a	u40m10f.o
U40M10G		9,215	08-05-97	9:23a	u40m10g
U40M10G	O	173,790	08-05-97	9:23a	u40m10g.o
U40M10H		9,214	08-05-97	9:23a	u40m10h
U40M10H	O	173,617	08-05-97	9:23a	u40m10h.o
U40M10I		9,215	08-05-97	9:23a	u40m10i
U40M10I	O	173,658	08-05-97	9:23a	u40m10i.o
U40M10J		9,216	08-05-97	9:23a	u40m10j
U40M10J	O	176,842	08-05-97	9:23a	u40m10j.o
U40M13A		9,307	08-05-97	9:23a	u40m13a
U40M13A	O	175,215	08-05-97	9:23a	u40m13a.o
U40M13B		9,309	08-05-97	9:23a	u40m13b
U40M13B	O	175,242	08-05-97	9:23a	u40m13b.o
U40M13C		9,274	08-05-97	9:23a	u40m13c
U40M13C	O	176,278	08-05-97	9:23a	u40m13c.o
U40M13D		9,275	08-05-97	9:23a	u40m13d
U40M13D	O	174,745	08-05-97	9:23a	u40m13d.o
U40M13E		9,212	08-05-97	9:23a	u40m13e
U40M13E	O	176,960	08-05-97	9:23a	u40m13e.o
U40M13F		9,213	08-05-97	9:23a	u40m13f
U40M13F	O	173,647	08-05-97	9:23a	u40m13f.o
U40M13G		9,212	08-05-97	9:23a	u40m13g
U40M13G	O	173,644	08-05-97	9:24a	u40m13g.o
U40M13H		9,213	08-05-97	9:24a	u40m13h
U40M13H	O	173,617	08-05-97	9:24a	u40m13h.o
U40M13I		9,214	08-05-97	9:24a	u40m13i
U40M13I	O	173,644	08-05-97	9:24a	u40m13i.o
U40M13J		9,215	08-05-97	9:24a	u40m13j
U40M13J	O	175,308	08-05-97	9:24a	u40m13j.o

... \MCNPcases \Sect7-4 \Tab74-5

R58H04A		10,224	07-07-97	10:22a	R58H04A
R58H04A	O	198,446	07-07-97	10:22a	R58H04A.O
R58H04B		10,224	07-07-97	10:22a	R58H04B
R58H04B	O	198,140	07-07-97	10:22a	R58H04B.O
R58H04C		10,191	07-07-97	10:22a	R58H04C

R58H04C	○	197,825	07-07-97	10:22a	R58H04C.O
R58H04D		10,192	07-07-97	10:22a	R58H04D
R58H04D	○	197,666	07-07-97	10:22a	R58H04D.O
R58H04E		10,129	07-07-97	10:22a	R58H04E
R58H04E	○	196,326	07-07-97	10:22a	R58H04E.O
R58H04F		10,126	07-07-97	10:22a	R58H04F
R58H04F	○	196,383	07-07-97	10:22a	R58H04F.O
R58H04G		10,120	07-07-97	10:22a	R58H04G
R58H04G	○	196,206	07-07-97	10:22a	R58H04G.O
R58H04H		10,127	07-07-97	10:22a	R58H04H
R58H04H	○	196,326	07-07-97	10:22a	R58H04H.O
R58H04I		10,129	07-07-97	10:22a	R58H04I
R58H04I	○	196,478	07-07-97	10:22a	R58H04I.O
R58H04J		10,130	07-07-97	10:22a	R58H04J
R58H04J	○	196,115	07-07-97	10:22a	R58H04J.O
R58H06A		10,219	07-07-97	10:22a	R58H06A
R58H06A	○	198,137	07-07-97	10:22a	R58H06A.O
R58H06B		10,222	07-07-97	10:22a	R58H06B
R58H06B	○	198,314	07-07-97	10:22a	R58H06B.O
R58H06C		10,187	07-07-97	10:22a	R58H06C
R58H06C	○	197,519	07-07-97	10:22a	R58H06C.O
R58H06D		10,190	07-07-97	10:22a	R58H06D
R58H06D	○	197,519	07-07-97	10:22a	R58H06D.O
R58H06E		10,119	07-07-97	10:22a	R58H06E
R58H06E	○	196,349	07-07-97	10:22a	R58H06E.O
R58H06F		10,126	07-07-97	10:22a	R58H06F
R58H06F	○	196,503	07-07-97	10:22a	R58H06F.O
R58H06G		10,126	07-07-97	10:22a	R58H06G
R58H06G	○	196,481	07-07-97	10:22a	R58H06G.O
R58H06H		10,126	07-07-97	10:22a	R58H06H
R58H06H	○	196,331	07-07-97	10:22a	R58H06H.O
R58H06I		10,126	07-07-97	10:22a	R58H06I
R58H06I	○	196,353	07-07-97	10:22a	R58H06I.O
R58H06J		10,128	07-07-97	10:22a	R58H06J
R58H06J	○	196,500	07-07-97	10:22a	R58H06J.O
R58H08A		10,218	07-07-97	10:22a	R58H08A
R58H08A	○	198,314	07-07-97	10:22a	R58H08A.O
R58H08B		10,226	07-07-97	10:22a	R58H08B
R58H08B	○	198,550	07-07-97	10:22a	R58H08B.O
R58H08C		10,196	07-07-97	10:22a	R58H08C
R58H08C	○	197,723	07-07-97	10:22a	R58H08C.O
R58H08D		10,194	07-07-97	10:22a	R58H08D
R58H08D	○	197,870	07-07-97	10:22a	R58H08D.O
R58H08E		10,131	07-10-97	5:20p	R58H08E
R58H08E	○	197,779	07-10-97	5:20p	R58H08E.O
R58H08F		10,132	07-07-97	10:22a	R58H08F
R58H08F	○	196,236	07-07-97	10:22a	R58H08F.O
R58H08G		10,132	07-07-97	10:22a	R58H08G
R58H08G	○	196,383	07-07-97	10:22a	R58H08G.O
R58H08H		10,133	07-07-97	10:22a	R58H08H
R58H08H	○	196,530	07-07-97	10:22a	R58H08H.O
R58H08I		10,133	07-07-97	10:22a	R58H08I
R58H08I	○	196,473	07-07-97	10:22a	R58H08I.O
R58H08J		10,133	07-07-97	10:22a	R58H08J
R58H08J	○	196,179	07-07-97	10:22a	R58H08J.O
R58H10A		10,223	07-07-97	10:22a	R58H10A
R58H10A	○	198,167	07-07-97	10:22a	R58H10A.O
R58H10B		10,226	07-07-97	10:22a	R58H10B
R58H10B	○	198,431	07-07-97	10:22a	R58H10B.O
R58H10C		10,194	07-07-97	10:22a	R58H10C
R58H10C	○	197,824	07-07-97	10:22a	R58H10C.O
R58H10D		10,193	07-07-97	10:22a	R58H10D
R58H10D	○	197,693	07-07-97	10:22a	R58H10D.O
R58H10E		10,127	07-07-97	10:22a	R58H10E
R58H10E	○	196,236	07-07-97	10:22a	R58H10E.O
R58H10F		10,128	07-07-97	10:22a	R58H10F
R58H10F	○	196,466	07-07-97	10:23a	R58H10F.O
R58H10G		10,130	07-07-97	10:23a	R58H10G
R58H10G	○	196,485	07-07-97	10:23a	R58H10G.O
R58H10H		10,130	07-07-97	10:23a	R58H10H
R58H10H	○	196,542	07-07-97	10:23a	R58H10H.O
R58H10I		10,132	07-07-97	10:23a	R58H10I
R58H10I	○	196,383	07-07-97	10:23a	R58H10I.O
R58H10J		10,130	07-07-97	10:23a	R58H10J
R58H10J	○	196,229	07-07-97	10:23a	R58H10J.O
R58H13A		10,224	07-07-97	10:23a	R58H13A
R58H13A	○	198,556	07-07-97	10:23a	R58H13A.O
R58H13B		10,225	07-07-97	10:23a	R58H13B
R58H13B	○	198,431	07-07-97	10:23a	R58H13B.O
R58H13C		10,194	07-07-97	10:23a	R58H13C
R58H13C	○	197,919	07-07-97	10:23a	R58H13C.O

Table with 6 columns: ID, Status, Value, Date, Time, and Reference. Rows include configurations like R58H13D, R58L10A, R58L13D, etc., with associated numerical values and dates.

R58M04D	10,196	07-07-97	10:23a	R58M04D
R58M04D O	197,693	07-07-97	10:23a	R58M04D.O
R58M04E	10,132	07-07-97	10:23a	R58M04E
R58M04E O	196,598	07-07-97	10:23a	R58M04E.O
R58M04F	10,129	07-07-97	10:23a	R58M04F
R58M04F O	196,522	07-07-97	10:23a	R58M04F.O
R58M04G	10,133	07-07-97	10:23a	R58M04G
R58M04G O	196,605	07-07-97	10:23a	R58M04G.O
R58M04H	10,124	07-07-97	10:23a	R58M04H
R58M04H O	196,500	07-07-97	10:23a	R58M04H.O
R58M04I	10,133	07-07-97	10:23a	R58M04I
R58M04I O	196,326	07-07-97	10:23a	R58M04I.O
R58M04J	10,133	07-07-97	10:23a	R58M04J
R58M04J O	196,338	07-07-97	10:23a	R58M04J.O
R58M06A	10,226	07-07-97	10:23a	R58M06A
R58M06A O	198,678	07-07-97	10:23a	R58M06A.O
R58M06B	10,220	07-07-97	10:23a	R58M06B
R58M06B O	198,404	07-07-97	10:23a	R58M06B.O
R58M06C	10,195	07-07-97	10:23a	R58M06C
R58M06C O	197,813	07-07-97	10:23a	R58M06C.O
R58M06D	10,195	07-07-97	10:23a	R58M06D
R58M06D O	197,813	07-07-97	10:23a	R58M06D.O
R58M06E	10,132	07-07-97	10:23a	R58M06E
R58M06E O	196,356	07-07-97	10:23a	R58M06E.O
R58M06F	10,129	07-07-97	10:23a	R58M06F
R58M06F O	196,172	07-07-97	10:23a	R58M06F.O
R58M06G	10,131	07-07-97	10:23a	R58M06G
R58M06G O	196,311	07-07-97	10:23a	R58M06G.O
R58M06H	10,129	07-07-97	10:23a	R58M06H
R58M06H O	196,466	07-07-97	10:23a	R58M06H.O
R58M06I	10,131	07-07-97	10:23a	R58M06I
R58M06I O	196,571	07-07-97	10:23a	R58M06I.O
R58M06J	10,130	07-07-97	10:23a	R58M06J
R58M06J O	196,493	07-07-97	10:23a	R58M06J.O
R58M08A	10,229	07-07-97	10:23a	R58M08A
R58M08A O	198,461	07-07-97	10:23a	R58M08A.O
R58M08B	10,229	07-07-97	10:23a	R58M08B
R58M08B O	198,250	07-07-97	10:23a	R58M08B.O
R58M08C	10,197	07-07-97	10:23a	R58M08C
R58M08C O	197,539	07-07-97	10:23a	R58M08C.O
R58M08D	10,189	07-07-97	10:23a	R58M08D
R58M08D O	197,666	07-07-97	10:23a	R58M08D.O
R58M08E	10,134	07-07-97	10:23a	R58M08E
R58M08E O	196,503	07-07-97	10:23a	R58M08E.O
R58M08F	10,133	07-07-97	10:23a	R58M08F
R58M08F O	196,601	07-07-97	10:23a	R58M08F.O
R58M08G	10,134	07-07-97	10:23a	R58M08G
R58M08G O	196,605	07-07-97	10:23a	R58M08G.O
R58M08H	10,132	07-07-97	10:23a	R58M08H
R58M08H O	196,549	07-07-97	10:23a	R58M08H.O
R58M08I	10,125	07-07-97	10:23a	R58M08I
R58M08I O	196,202	07-07-97	10:23a	R58M08I.O
R58M08J	10,132	07-07-97	10:23a	R58M08J
R58M08J O	196,319	07-07-97	10:23a	R58M08J.O
R58M10A	10,225	07-07-97	10:23a	R58M10A
R58M10A O	198,532	07-07-97	10:23a	R58M10A.O
R58M10B	10,224	07-07-97	10:23a	R58M10B
R58M10B O	198,404	07-07-97	10:23a	R58M10B.O
R58M10C	10,195	07-07-97	10:23a	R58M10C
R58M10C O	197,576	07-07-97	10:23a	R58M10C.O
R58M10D	10,195	07-07-97	10:23a	R58M10D
R58M10D O	197,892	07-07-97	10:23a	R58M10D.O
R58M10E	10,131	07-07-97	10:23a	R58M10E
R58M10E O	196,368	07-07-97	10:23a	R58M10E.O
R58M10F	10,127	07-07-97	10:23a	R58M10F
R58M10F O	196,579	07-07-97	10:23a	R58M10F.O
R58M10G	10,130	07-07-97	10:23a	R58M10G
R58M10G O	196,488	07-07-97	10:23a	R58M10G.O
R58M10H	10,129	07-07-97	10:23a	R58M10H
R58M10H O	196,473	07-07-97	10:23a	R58M10H.O
R58M10I	10,130	07-07-97	10:23a	R58M10I
R58M10I O	196,524	07-07-97	10:23a	R58M10I.O
R58M10J	10,131	07-07-97	10:23a	R58M10J
R58M10J O	196,473	07-07-97	10:23a	R58M10J.O
R58M13A	10,222	07-07-97	10:23a	R58M13A
R58M13A O	198,427	07-07-97	10:23a	R58M13A.O
R58M13B	10,224	07-07-97	10:23a	R58M13B
R58M13B O	198,110	07-07-97	10:23a	R58M13B.O
R58M13C	10,189	07-07-97	10:23a	R58M13C
R58M13C O	197,938	07-07-97	10:23a	R58M13C.O
R58M13D	10,190	07-07-97	10:23a	R58M13D

Table with columns: ID, Status, Count, Date, Time, File Name. Rows include R58M13D, R58M13E, R58M13F, R58M13G, R58M13H, R58M13I, R58M13J, R58M13O, RESULTS.

MCNPcases\Sect7-4\Tab74-6

Table with columns: ID, Status, Count, Date, Time, File Name. Rows include BR58L13, BR58H13, BU33H13, BU33L13, BU33M13.

MCNPcases\Sect7-4\Tab74-7

Table with columns: ID, Status, Count, Date, Time, File Name. Rows include RB2M13, RBP5L13, RBP5M13, RBP1M13, RBP2H13, RBP2L13, RB5M13, RBCH13, RBCL13, RBCM13, RBP1H13, RB2L13, RB5L13, RB10H13, RB10L13, RB10M13, RB1H13, RB1L13, RB10L13.

MCNPcases\Sect7-4\Tab74-8

Table with columns: ID, Status, Count, Date, Time, File Name. Row includes U33H13G.



U33H13G	○	173,619	08-05-97	9:53a	u33h13g.o
U3H3G05		9,242	08-05-97	9:53a	u3h3g05
U3H3G05	○	173,793	08-05-97	9:53a	u3h3g05.o
U3H3G11		9,275	08-05-97	9:53a	u3h3g11
U3H3G11	○	173,647	08-05-97	9:53a	u3h3g11.o
U3H3G15		9,246	08-05-97	9:53a	u3h3g15
U3H3G15	○	173,764	08-05-97	9:53a	u3h3g15.o
U3H3G22		9,250	08-05-97	9:53a	u3h3g22
U3H3G22	○	173,764	08-05-97	9:53a	u3h3g22.o

.. \MCNPcases\Sect7-4\Tab74-9\h13

R33H13G		10,431	08-05-97	9:51a	r33h13g
R33H13G	○	204,377	08-05-97	9:51a	r33h13g.o
R36H13G		10,431	08-05-97	9:51a	r36h13g
R36H13G	○	201,477	08-05-97	9:51a	r36h13g.o
R38H13G		10,431	08-05-97	9:51a	r38h13g
R38H13G	○	201,330	08-05-97	9:51a	r38h13g.o
R41H13G		10,431	08-05-97	9:51a	r41h13g
R41H13G	○	201,329	08-05-97	9:51a	r41h13g.o
R43H13G		10,431	08-05-97	9:51a	r43h13g
R43H13G	○	202,808	08-05-97	9:51a	r43h13g.o
R46H13G		10,431	08-05-97	9:51a	r46h13g
R46H13G	○	202,726	08-05-97	9:51a	r46h13g.o
R48H13G		10,429	08-05-97	9:51a	r48h13g
R48H13G	○	202,612	08-05-97	9:51a	r48h13g.o
R51H13G		10,430	08-05-97	9:51a	r51h13g
R51H13G	○	201,156	08-05-97	9:51a	r51h13g.o
R53H13G		10,430	08-05-97	9:51a	r53h13g
R53H13G	○	201,329	08-05-97	9:51a	r53h13g.o
R56H13G		10,430	08-05-97	9:51a	r56h13g
R56H13G	○	204,700	08-05-97	9:51a	r56h13g.o
R58H13G		10,385	08-05-97	9:51a	r58h13g
R58H13G	○	199,854	08-05-97	9:51a	r58h13g.o
U33H13G		9,343	08-05-97	9:51a	u33h13g
U33H13G	○	175,804	08-05-97	9:51a	u33h13g.o

.. \MCNPcases\Sect7-4\Tab74-9\m13

R33M13F		10,435	08-05-97	9:51a	r33m13f
R33M13F	○	204,282	08-05-97	9:51a	r33m13f.o
R36M13F		10,435	08-05-97	9:51a	r36m13f
R36M13F	○	201,349	08-05-97	9:51a	r36m13f.o
R38M13F		10,435	08-05-97	9:51a	r38m13f
R38M13F	○	201,152	08-05-97	9:51a	r38m13f.o
R41M13F		10,435	08-05-97	9:51a	r41m13f
R41M13F	○	201,288	08-05-97	9:51a	r41m13f.o
R43M13F		10,435	08-05-97	9:51a	r43m13f
R43M13F	○	200,829	08-05-97	9:51a	r43m13f.o
R46M13F		10,435	08-05-97	9:51a	r46m13f
R46M13F	○	203,682	08-05-97	9:51a	r46m13f.o
R48M13F		10,433	08-05-97	9:51a	r48m13f
R48M13F	○	201,392	08-05-97	9:51a	r48m13f.o
R51M13F		10,434	08-05-97	9:51a	r51m13f
R51M13F	○	203,020	08-05-97	9:51a	r51m13f.o
R53M13F		10,434	08-05-97	9:51a	r53m13f
R53M13F	○	203,083	08-05-97	9:51a	r53m13f.o
R56M13F		10,434	08-05-97	9:51a	r56m13f
R56M13F	○	201,476	08-05-97	9:51a	r56m13f.o
R58M13F		10,389	08-05-97	9:51a	r58m13f
R58M13F	○	201,394	08-05-97	9:51a	r58m13f.o
U33M13F		9,329	08-05-97	9:51a	u33m13f
U33M13F	○	175,684	08-05-97	9:51a	u33m13f.o

.. \MCNPcases\Sect7-5

UP0A0		9,271	08-05-97	11:01a	up0a0
UP0A0	○	173,804	08-05-97	11:01a	up0a0.o
UP0A50		9,527	08-05-97	11:01a	up0a50
UP0A50	○	173,874	08-05-97	11:01a	up0a50.o
UP0AC		9,527	08-05-97	11:01a	up0ac
UP0AC	○	174,145	08-05-97	11:01a	up0ac.o
UP73A0		9,221	08-05-97	11:01a	up73a0
UP73A0	○	173,348	08-05-97	11:01a	up73a0.o
UP73AC		9,213	08-05-97	11:01a	up73ac
UP73AC	○	173,318	08-05-97	11:01a	up73ac.o
UPV0A0		9,273	08-05-97	11:01a	upv0a0
UPV0A0	○	173,416	08-05-97	11:01a	upv0a0.o
UPV73A0		9,225	08-05-97	11:01a	upv73a0
UPV73A0	○	173,438	08-05-97	11:01a	upv73a0.o
UPILE	○	168,054	08-06-97	8:50a	upile.o
UPILE		8,314	08-06-97	8:50a	upile

.. \MCNPcases\Sect7-7\Tab771-1\r58cr

<DIR> 08-05-97 9:43a .
<DIR> 08-05-97 9:43a ..
R58CR19H 10,332 08-05-97 9:43a r58cr19h
R58CR19H O 198,425 08-05-97 9:43a r58cr19h.o
R58CR1H 10,298 08-05-97 9:43a r58cr1h
R58CR1H O 198,397 08-05-97 9:43a r58cr1h.o

.. \MCNPcases\Sect7-7\Tab771-1\r58h13
R58H132C 10,295 08-05-97 9:43a r58h132c
R58H132C O 196,721 08-05-97 9:43a r58h132c.o
R58H133C 10,296 08-05-97 9:43a r58h133c
R58H133C O 197,046 08-05-97 9:43a r58h133c.o
R58H1342 10,296 08-05-97 9:43a r58h1342
R58H1342 O 197,046 08-05-97 9:43a r58h1342.o
R58H1343 10,296 08-05-97 9:43a r58h1343
R58H1343 O 198,582 08-05-97 9:43a r58h1343.o
R58H1345 10,286 08-05-97 9:43a r58h1345
R58H1345 O 198,559 08-05-97 9:43a r58h1345.o
R58H135C 10,285 08-05-97 9:43a r58h135c
R58H135C O 198,386 08-05-97 9:43a r58h135c.o
U39H13F 9,313 08-05-97 9:43a u39h13f
U39H13F O 176,143 08-05-97 9:43a u39h13f.o
U43H13F 9,315 08-05-97 9:43a u43h13f
U43H13F O 176,404 08-05-97 9:43a u43h13f.o
U45H13F 9,317 08-05-97 9:43a u45h13f
U45H13F O 173,616 08-05-97 9:43a u45h13f.o
U45H13G 9,333 08-05-97 9:43a u45h13g
U45H13G O 177,407 08-05-97 9:43a u45h13g.o

.. \MCNPcases\Sect7-7\Tab771-1\r58l13
R58L130C 10,357 08-05-97 9:43a r58l130c
R58L130C O 201,391 08-05-97 9:43a r58l130c.o
R58L1310 10,358 08-05-97 9:43a r58l1310
R58L1310 O 198,405 08-05-97 9:43a r58l1310.o
R58L131C 10,358 08-05-97 9:43a r58l131c
R58L131C O 201,546 08-05-97 9:43a r58l131c.o
R58L133C 10,358 08-05-97 9:43a r58l133c
R58L133C O 199,731 08-05-97 9:43a r58l133c.o
R58L1370 10,358 08-05-97 9:43a r58l1370
R58L1370 O 198,356 08-05-97 9:43a r58l1370.o
R58L138 10,358 08-05-97 9:43a r58l138
R58L138 O 198,070 08-05-97 9:43a r58l138.o
R58L13D 10,195 08-05-97 9:43a r58l13d

.. \MCNPcases\Sect7-7\Tab771-1\r58m13
R58M131C 10,292 08-05-97 9:43a r58m131c
R58M131C O 198,806 08-05-97 9:43a r58m131c.o
R58M132C 10,292 08-05-97 9:43a r58m132c
R58M132C O 198,463 08-05-97 9:43a r58m132c.o
R58M134 10,280 08-05-97 9:43a r58m134
R58M134 O 196,753 08-05-97 9:43a r58m134.o
R58M1341 10,292 08-05-97 9:43a r58m1341
R58M1341 O 196,977 08-05-97 9:43a r58m1341.o
R58M1342 10,292 08-05-97 9:43a r58m1342
R58M1343 10,292 08-05-97 9:43a r58m1343
R58M1343 O 196,933 08-05-97 9:43a r58m1343.o
R58M13C 10,280 08-05-97 9:43a r58m13c
R58M13C O 198,845 08-05-97 9:43a r58m13c.o
R58M13G 10,292 08-05-97 9:43a r58m13g
U33M13G 9,211 08-05-97 9:43a u33m13g
U33M13G O 174,992 08-05-97 9:43a u33m13g.o
U38M13G 9,345 08-05-97 9:43a u38m13g
U38M13G O 175,372 08-05-97 9:43a u38m13g.o
U40M13G 9,212 08-05-97 9:43a u40m13g
U42M13G 9,350 08-05-97 9:43a u42m13g
U42M13G O 173,712 08-05-97 9:43a u42m13g.o
U44M13G 9,350 08-05-97 9:43a u44m13g
U44M13G O 175,428 08-05-97 9:43a u44m13g.o

.. \MCNPcases\Sect7-7\Tab772-2
R58LC1B O 198,280 08-05-97 10:54a R58LC1B.O
R58LC1C 10,193 08-05-97 10:54a R58LC1C
R58LC1C O 197,696 08-05-97 10:54a R58LC1C.O
R58LC1D 10,196 08-05-97 10:54a R58LC1D
R58LC1D O 197,843 08-05-97 10:54a R58LC1D.O
R58LC1E 10,132 08-05-97 10:54a R58LC1E
R58LC1E O 196,179 08-05-97 10:54a R58LC1E.O
R58LC1F 10,124 08-05-97 10:54a R58LC1F
R58LC1F O 196,295 08-05-97 10:54a R58LC1F.O
R58LC1G 10,132 08-05-97 10:54a R58LC1G
R58LC1G O 196,331 08-05-97 10:54a R58LC1G.O

R58LC2B		10,226	08-05-97	10:54a	R58LC2B
R58LC2B	o	198,461	08-05-97	10:54a	R58LC2B.O
R58LC2C		10,196	08-05-97	10:54a	R58LC2C
R58LC2C	o	197,617	08-05-97	10:54a	R58LC2C.O
R58LC2D		10,196	08-05-97	10:54a	R58LC2D
R58LC2D	o	197,666	08-05-97	10:54a	R58LC2D.O
R58LC2E		10,131	08-05-97	10:54a	R58LC2E
R58LC2E	o	196,326	08-05-97	10:54a	R58LC2E.O
R58LC2F		10,132	08-05-97	10:54a	R58LC2F
R58LC2F	o	196,179	08-05-97	10:54a	R58LC2F.O
R58LC2G		10,129	08-05-97	10:54a	R58LC2G
R58LC2G	o	196,500	08-05-97	10:54a	R58LC2G.O
R58LC3B		10,228	08-05-97	10:54a	R58LC3B
R58LC3B	o	198,314	08-05-97	10:54a	R58LC3B.O
R58LC3C		10,194	08-05-97	10:54a	R58LC3C
R58LC3C	o	197,813	08-05-97	10:54a	R58LC3C.O
R58LC3D		10,194	08-05-97	10:54a	R58LC3D
R58LC3D	o	197,689	08-05-97	10:54a	R58LC3D.O
R58LC3E		10,124	08-05-97	10:54a	R58LC3E
R58LC3E	o	196,454	08-05-97	10:54a	R58LC3E.O
R58LC3F		10,132	08-05-97	10:54a	R58LC3F
R58LC3F	o	196,236	08-05-97	10:54a	R58LC3F.O
R58LC3G		10,131	08-05-97	10:54a	R58LC3G
R58LC3G	o	196,356	08-05-97	10:54a	R58LC3G.O
R58LC4B		10,223	08-05-97	10:54a	R58LC4B
R58LC4B	o	198,416	08-05-97	10:54a	R58LC4B.O
R58LC4C		10,195	08-05-97	10:54a	R58LC4C
R58LC4C	o	197,845	08-05-97	10:54a	R58LC4C.O
R58LC4D		10,197	08-05-97	10:54a	R58LC4D
R58LC4D	o	197,546	08-05-97	10:54a	R58LC4D.O
R58LC4E		10,132	08-05-97	10:54a	R58LC4E
R58LC4E	o	196,353	08-05-97	10:54a	R58LC4E.O
R58LC4F		10,132	08-05-97	10:54a	R58LC4F
R58LC4F	o	196,493	08-05-97	10:54a	R58LC4F.O
R58LC4G		10,133	08-05-97	10:54a	R58LC4G
R58LC4G	o	196,326	08-05-97	10:54a	R58LC4G.O
R58LD1B		10,224	08-05-97	10:54a	R58LD1B
R58LD1B	o	198,404	08-05-97	10:54a	R58LD1B.O
R58LD1C		10,191	08-05-97	10:54a	R58LD1C
R58LD1C	o	197,889	08-05-97	10:54a	R58LD1C.O
R58LD1D		10,189	08-05-97	10:54a	R58LD1D
R58LD1D	o	197,843	08-05-97	10:54a	R58LD1D.O
R58LD1E		10,127	08-05-97	10:54a	R58LD1E
R58LD1E	o	196,172	08-05-97	10:54a	R58LD1E.O
R58LD1F		10,127	08-05-97	10:54a	R58LD1F
R58LD1F	o	196,632	08-05-97	10:54a	R58LD1F.O
R58LD1G		10,118	08-05-97	10:54a	R58LD1G
R58LD1G	o	196,591	08-05-97	10:54a	R58LD1G.O
R58LD2B		10,225	08-05-97	10:54a	R58LD2B
R58LD2B	o	198,269	08-05-97	10:54a	R58LD2B.O
R58LD2C		10,195	08-05-97	10:54a	R58LD2C
R58LD2C	o	197,549	08-05-97	10:54a	R58LD2C.O
R58LD2D		10,195	08-05-97	10:54a	R58LD2D
R58LD2D	o	197,677	08-05-97	10:54a	R58LD2D.O
R58LD2E		10,130	08-05-97	10:55a	R58LD2E
R58LD2E	o	196,326	08-05-97	10:55a	R58LD2E.O
R58LD2F		10,131	08-05-97	10:55a	R58LD2F
R58LD2F	o	196,605	08-05-97	10:55a	R58LD2F.O
R58LD2G		10,129	08-05-97	10:55a	R58LD2G
R58LD2G	o	196,522	08-05-97	10:55a	R58LD2G.O
R58LD3B		10,229	08-05-97	10:55a	R58LD3B
R58LD3B	o	198,299	08-05-97	10:55a	R58LD3B.O
R58LD3C		10,195	08-05-97	10:55a	R58LD3C
R58LD3C	o	197,708	08-05-97	10:55a	R58LD3C.O
R58LD3D		10,196	08-05-97	10:55a	R58LD3D
R58LD3D	o	197,576	08-05-97	10:55a	R58LD3D.O
R58LD3E		10,134	08-05-97	10:55a	R58LD3E
R58LD3E	o	196,040	08-05-97	10:55a	R58LD3E.O
R58LD3F		10,133	08-05-97	10:55a	R58LD3F
R58LD3F	o	196,236	08-05-97	10:55a	R58LD3F.O
R58LD3G		10,133	08-05-97	10:55a	R58LD3G
R58LD3G	o	196,493	08-05-97	10:55a	R58LD3G.O
R58LA1B		10,227	08-05-97	1:06p	R58LA1B
R58LA1B	o	198,532	08-05-97	1:06p	R58LA1B.O
R58LA1C		10,196	08-05-97	1:06p	R58LA1C
R58LA1C	o	197,794	08-05-97	1:06p	R58LA1C.O
R58LA1D		10,187	08-05-97	1:06p	R58LA1D
R58LA1D	o	198,061	08-05-97	1:06p	R58LA1D.O
R58LA1E		10,133	08-05-97	1:06p	R58LA1E
R58LA1E	o	196,206	08-05-97	1:06p	R58LA1E.O
R58LA1F		10,133	08-05-97	1:06p	R58LA1F

R58LA1F	O	197,813	08-05-97	1:44p	R58LA1F.O
R58LA1G		10,132	08-05-97	1:06p	R58LA1G
R58LA1G	O	196,574	08-05-97	1:06p	R58LA1G.O
R58LA2B		10,225	08-05-97	1:06p	R58LA2B
R58LA2B	O	198,461	08-05-97	1:06p	R58LA2B.O
R58LA2C		10,195	08-05-97	1:06p	R58LA2C
R58LA2C	O	197,911	08-05-97	1:06p	R58LA2C.O
R58LA2D		10,182	08-05-97	1:06p	R58LA2D
R58LA2D	O	197,659	08-05-97	1:06p	R58LA2D.O
R58LA2E		10,127	08-05-97	1:06p	R58LA2E
R58LA2E	O	196,473	08-05-97	1:06p	R58LA2E.O
R58LA2F		10,129	08-05-97	1:06p	R58LA2F
R58LA2F	O	196,353	08-05-97	1:06p	R58LA2F.O
R58LA2G		10,130	08-05-97	1:06p	R58LA2G
R58LA2G	O	196,300	08-05-97	1:06p	R58LA2G.O
R58LA3B		10,228	08-05-97	1:06p	R58LA3B
R58LA3B	O	198,137	08-05-97	1:06p	R58LA3B.O
R58LA3C		10,195	08-05-97	1:06p	R58LA3C
R58LA3C	O	197,742	08-05-97	1:06p	R58LA3C.O
R58LA3D		10,196	08-05-97	1:06p	R58LA3D
R58LA3D	O	197,862	08-05-97	1:06p	R58LA3D.O
R58LA3E		10,133	08-05-97	1:06p	R58LA3E
R58LA3E	O	196,307	08-05-97	1:06p	R58LA3E.O
R58LA3F		10,132	08-05-97	1:06p	R58LA3F
R58LA3F	O	196,485	08-05-97	1:06p	R58LA3F.O
R58LA3G		10,131	08-05-97	1:06p	R58LA3G
R58LA3G	O	196,206	08-05-97	1:06p	R58LA3G.O
R58LA4B		10,224	08-05-97	1:06p	R58LA4B
R58LA4B	O	198,576	08-05-97	1:06p	R58LA4B.O
R58LA4C		10,192	08-05-97	1:06p	R58LA4C
R58LA4C	O	197,678	08-05-97	1:06p	R58LA4C.O
R58LA4D		10,190	08-05-97	1:06p	R58LA4D
R58LA4D	O	197,666	08-05-97	1:06p	R58LA4D.O
R58LA4E		10,130	08-05-97	1:06p	R58LA4E
R58LA4E	O	196,500	08-05-97	1:06p	R58LA4E.O
R58LA4F		10,130	08-05-97	1:06p	R58LA4F
R58LA4F	O	196,206	08-05-97	1:06p	R58LA4F.O
R58LA4G		10,129	08-05-97	1:06p	R58LA4G
R58LA4G	O	196,451	08-05-97	1:06p	R58LA4G.O
R58LB1B		10,228	08-05-97	1:06p	R58LB1B
R58LB1B	O	198,728	08-05-97	1:06p	R58LB1B.O
R58LB1C		10,196	08-05-97	1:06p	R58LB1C
R58LB1C	O	197,870	08-05-97	1:06p	R58LB1C.O
R58LB1D		10,195	08-05-97	1:06p	R58LB1D
R58LB1D	O	198,193	08-05-97	1:06p	R58LB1D.O
R58LB1E		10,132	08-05-97	1:06p	R58LB1E
R58LB1E	O	196,836	08-05-97	1:06p	R58LB1E.O
R58LB1F		10,129	08-05-97	1:06p	R58LB1F
R58LB1F	O	196,604	08-05-97	1:06p	R58LB1F.O
R58LB1G		10,133	08-05-97	1:06p	R58LB1G
R58LB1G	O	196,748	08-05-97	1:06p	R58LB1G.O
R58LB2B		10,225	08-05-97	1:06p	R58LB2B
R58LB2B	O	198,627	08-05-97	1:06p	R58LB2B.O
R58LB2C		10,192	08-05-97	1:06p	R58LB2C
R58LB2C	O	197,546	08-05-97	1:06p	R58LB2C.O
R58LB2D		10,192	08-05-97	1:06p	R58LB2D
R58LB2D	O	197,941	08-05-97	1:06p	R58LB2D.O
R58LB2E		10,126	08-05-97	1:06p	R58LB2E
R58LB2E	O	196,711	08-05-97	1:06p	R58LB2E.O
R58LB2F		10,130	08-05-97	1:06p	R58LB2F
R58LB2F	O	196,485	08-05-97	1:06p	R58LB2F.O
R58LB2G		10,130	08-05-97	1:06p	R58LB2G
R58LB2G	O	196,473	08-05-97	1:06p	R58LB2G.O
R58LB3B		10,226	08-05-97	1:06p	R58LB3B
R58LB3B	O	198,397	08-05-97	1:06p	R58LB3B.O
R58LB3C		10,195	08-05-97	1:06p	R58LB3C
R58LB3C	O	197,965	08-05-97	1:06p	R58LB3C.O
R58LB3D		10,197	08-05-97	1:06p	R58LB3D
R58LB3D	O	197,696	08-05-97	1:06p	R58LB3D.O
R58LB3E		10,131	08-05-97	1:07p	R58LB3E
R58LB3E	O	196,515	08-05-97	1:07p	R58LB3E.O
R58LB3F		10,132	08-05-97	1:07p	R58LB3F
R58LB3F	O	196,503	08-05-97	1:07p	R58LB3F.O
R58LB3G		10,132	08-05-97	1:07p	R58LB3G
R58LB3G	O	196,684	08-05-97	1:07p	R58LB3G.O
R58LB4B		10,225	08-05-97	1:07p	R58LB4B
R58LB4B	O	198,232	08-05-97	1:07p	R58LB4B.O
R58LB4C		10,194	08-05-97	1:07p	R58LB4C
R58LB4C	O	197,546	08-05-97	1:07p	R58LB4C.O
R58LB4D		10,193	08-05-97	1:07p	R58LB4D
R58LB4D	O	197,843	08-05-97	1:07p	R58LB4D.O

R58LB4E	10,122	08-05-97	1:07p	R58LB4E
R58LB4E O	196,500	08-05-97	1:07p	R58LB4E.O
R58LB4F	10,128	08-05-97	1:07p	R58LB4F
R58LB4F O	196,353	08-05-97	1:07p	R58LB4F.O
R58LB4G	10,119	08-05-97	1:07p	R58LB4G
R58LB4G O	196,503	08-05-97	1:07p	R58LB4G.O

.. \MCNPcases\Sect7-7\Tab772-5

C58M10B	10,373	07-15-97	10:26a	C58M10B
C58H08B	10,375	07-15-97	10:26a	C58H08B
C58H08C	10,345	07-15-97	10:26a	C58H08C
C58H08D	10,343	07-15-97	10:26a	C58H08D
C58H08E	10,280	07-15-97	10:26a	C58H08E
C58H08F	10,281	07-15-97	10:26a	C58H08F
C58H08G	10,281	07-15-97	10:26a	C58H08G
C58H08H	10,282	07-15-97	10:26a	C58H08H
C58H08I	10,282	07-15-97	10:26a	C58H08I
C58H10A	10,372	08-05-97	1:24p	C58H10A
C58H10B	10,375	08-05-97	1:24p	C58H10B
C58H10C	10,343	08-05-97	1:24p	C58H10C
C58H10D	10,342	08-05-97	1:24p	C58H10D
C58H10E	10,276	08-05-97	1:24p	C58H10E
C58H10F	10,277	08-05-97	1:24p	C58H10F
C58H10G	10,279	08-05-97	1:24p	C58H10G
C58H10H	10,279	08-05-97	1:24p	C58H10H
C58H10I	10,281	08-05-97	1:24p	C58H10I
C58H13A	10,373	07-15-97	10:29a	C58H13A
C58H13B	10,374	07-15-97	10:29a	C58H13B
C58H13C	10,343	07-15-97	10:29a	C58H13C
C58H13D	10,342	07-15-97	10:29a	C58H13D
C58H13E	10,279	07-15-97	10:29a	C58H13E
C58H13F	10,279	07-15-97	10:29a	C58H13F
C58H13G	10,278	07-15-97	10:29a	C58H13G
C58H13H	10,279	07-15-97	10:29a	C58H13H
C58H13I	10,277	07-15-97	10:29a	C58H13I
C58L13A	10,376	08-05-97	1:24p	C58L13A
C58L13B	10,377	08-05-97	1:24p	C58L13B
C58L13C	10,343	08-05-97	1:24p	C58L13C
C58L13D	10,344	08-05-97	1:24p	C58L13D
C58L13E	10,281	08-05-97	1:24p	C58L13E
C58L13F	10,280	08-05-97	1:24p	C58L13F
C58L13G	10,281	08-05-97	1:24p	C58L13G
C58L13H	10,281	08-05-97	1:24p	C58L13H
C58L13I	10,281	08-05-97	1:24p	C58L13I
C58M08A	10,378	07-15-97	10:26a	C58M08A
C58M08B	10,378	07-15-97	10:26a	C58M08B
C58M08C	10,346	07-15-97	10:26a	C58M08C
C58M08D	10,338	07-15-97	10:26a	C58M08D
C58M08E	10,283	07-15-97	10:26a	C58M08E
C58M08F	10,282	07-15-97	10:26a	C58M08F
C58M08G	10,283	07-15-97	10:26a	C58M08G
C58M08H	10,281	07-15-97	10:26a	C58M08H
C58M08I	10,274	07-15-97	10:26a	C58M08I
C58M10A	10,374	07-15-97	10:26a	C58M10A
C58H08A	10,367	07-15-97	10:26a	C58H08A
C58M10C	10,344	07-15-97	10:26a	C58M10C
C58M10D	10,344	07-15-97	10:26a	C58M10D
C58M10E	10,280	07-15-97	10:26a	C58M10E
C58M10F	10,276	07-15-97	10:26a	C58M10F
C58M10G	10,279	07-15-97	10:26a	C58M10G
C58M10H	10,278	07-15-97	10:26a	C58M10H
C58M10I	10,279	07-15-97	10:26a	C58M10I
C58M13A	10,371	08-05-97	1:24p	C58M13A
C58M13B	10,373	08-05-97	1:24p	C58M13B
C58M13C	10,338	08-05-97	1:24p	C58M13C
C58M13D	10,339	08-05-97	1:24p	C58M13D
C58M13E	10,276	08-05-97	1:24p	C58M13E
C58M13F	10,277	08-05-97	1:24p	C58M13F
C58M13G	10,276	08-05-97	1:24p	C58M13G
C58M13H	10,277	08-05-97	1:24p	C58M13H
C58M13I	10,278	08-05-97	1:24p	C58M13I
C58H08I O	198,232	07-15-97	10:26a	C58H08I.O
C58M13H O	198,006	08-05-97	1:24p	C58M13H.O
C58M13G O	198,273	08-05-97	1:24p	C58M13G.O
C58M13F O	198,315	08-05-97	1:24p	C58M13F.O
C58M13E O	198,146	08-05-97	1:24p	C58M13E.O
C58M13D O	200,897	08-05-97	1:42p	C58M13D.O
C58M13C O	199,373	08-05-97	1:24p	C58M13C.O
C58M13B O	200,095	08-05-97	1:24p	C58M13B.O
C58M13A O	200,114	08-05-97	1:24p	C58M13A.O
C58M10I O	198,202	07-15-97	10:26a	C58M10I.O

C58M10H	O	198,180	07-15-97	10:26a	C58M10H.O
C58M10G	O	198,183	07-15-97	10:26a	C58M10G.O
C58M10F	O	198,180	07-15-97	10:26a	C58M10F.O
C58M10E	O	197,950	07-15-97	10:26a	C58M10E.O
C58M10D	O	199,346	07-15-97	10:26a	C58M10D.O
C58M10C	O	199,346	07-15-97	10:26a	C58M10C.O
C58M10B	O	200,069	07-15-97	10:26a	C58M10B.O
C58M10A	O	200,160	07-15-97	10:26a	C58M10A.O
C58M08I	O	198,006	07-15-97	10:26a	C58M08I.O
C58M08H	O	198,153	07-15-97	10:26a	C58M08H.O
C58M08G	O	198,210	07-15-97	10:26a	C58M08G.O
C58M08F	O	198,033	07-15-97	10:26a	C58M08F.O
C58M08E	O	198,180	07-15-97	10:26a	C58M08E.O
C58M08D	O	199,377	07-15-97	10:26a	C58M08D.O
C58M08C	O	199,219	07-15-97	10:26a	C58M08C.O
C58M08B	O	200,111	07-15-97	10:26a	C58M08B.O
C58M08A	O	199,964	07-15-97	10:26a	C58M08A.O
C58L13I	O	198,082	08-05-97	1:24p	C58L13I.O
C58L13H	O	198,006	08-05-97	1:24p	C58L13H.O
C58L13G	O	198,036	08-05-97	1:24p	C58L13G.O
C58L13F	O	199,549	08-05-97	1:42p	C58L13F.O
C58L13E	O	197,859	08-05-97	1:24p	C58L13E.O
C58L13D	O	199,376	08-05-97	1:24p	C58L13D.O
C58L13C	O	199,704	08-05-97	1:24p	C58L13C.O
C58L13B	O	199,964	08-05-97	1:24p	C58L13B.O
C58L13A	O	200,163	08-05-97	1:24p	C58L13A.O
C58H13I	O	198,180	07-15-97	10:29a	C58H13I.O
C58H13H	O	198,168	07-15-97	10:29a	C58H13H.O
C58H13G	O	198,153	07-15-97	10:29a	C58H13G.O
C58H13F	O	198,006	07-15-97	10:29a	C58H13F.O
C58H13E	O	197,859	07-15-97	10:29a	C58H13E.O
C58H13D	O	199,625	07-15-97	10:29a	C58H13D.O
C58H13C	O	199,373	07-15-97	10:29a	C58H13C.O
C58H13B	O	200,084	07-15-97	10:29a	C58H13B.O
C58H13A	O	200,107	07-15-97	10:29a	C58H13A.O
C58H10I	O	198,112	08-05-97	1:24p	C58H10I.O
C58H10H	O	198,342	08-05-97	1:24p	C58H10H.O
C58H10G	O	198,281	08-05-97	1:24p	C58H10G.O
C58H10F	O	198,280	08-05-97	1:24p	C58H10F.O
C58H10E	O	197,886	08-05-97	1:24p	C58H10E.O
C58H10D	O	199,618	08-05-97	1:24p	C58H10D.O
C58H10C	O	199,366	08-05-97	1:24p	C58H10C.O
C58H10B	O	200,111	08-05-97	1:24p	C58H10B.O
C58H10A	O	199,994	08-05-97	1:24p	C58H10A.O
C58M13I	O	198,342	08-05-97	1:24p	C58M13I.O
C58H08H	O	198,056	07-15-97	10:26a	C58H08H.O
C58H08G	O	198,351	07-15-97	10:26a	C58H08G.O
C58H08F	O	198,391	07-15-97	10:26a	C58H08F.O
C58H08E	O	198,259	07-15-97	10:26a	C58H08E.O
C58H08D	O	199,535	07-15-97	10:26a	C58H08D.O
C58H08C	O	199,648	07-15-97	10:26a	C58H08C.O
C58H08B	O	200,239	07-15-97	10:26a	C58H08B.O
C58H08A	O	200,141	07-15-97	10:26a	C58H08A.O

.. \MCNPrases\Sect7-7\Tab772-6

C33M10C	9,504	08-05-97	9:46a	C33M10C
C33H08B	9,535	08-05-97	9:46a	C33H08B
C33H08C	9,505	08-05-97	9:46a	C33H08C
C33H08D	9,503	08-05-97	9:46a	C33H08D
C33H08E	9,440	08-05-97	9:46a	C33H08E
C33H08F	9,441	08-05-97	9:46a	C33H08F
C33H08G	9,441	08-05-97	9:46a	C33H08G
C33H08H	9,442	08-05-97	9:46a	C33H08H
C33H08I	9,442	08-05-97	9:46a	C33H08I
C33H10A	9,532	08-05-97	9:46a	C33H10A
C33H10B	9,535	08-05-97	9:46a	C33H10B
C33H10C	9,503	08-05-97	9:46a	C33H10C
C33H10D	9,502	08-05-97	9:46a	C33H10D
C33H10E	9,436	08-05-97	9:46a	C33H10E
C33H10F	9,437	08-05-97	9:46a	C33H10F
C33H10G	9,439	08-05-97	9:46a	C33H10G
C33H10H	9,439	08-05-97	9:46a	C33H10H
C33H10I	9,441	08-05-97	9:46a	C33H10I
C33H13A	9,533	08-05-97	9:46a	C33H13A
C33H13B	9,534	08-05-97	9:46a	C33H13B
C33H13C	9,503	08-05-97	9:46a	C33H13C
C33H13D	9,502	08-05-97	9:46a	C33H13D
C33H13E	9,439	08-05-97	9:46a	C33H13E
C33H13F	9,439	08-05-97	9:46a	C33H13F
C33H13G	9,438	08-05-97	9:46a	C33H13G
C33H13H	9,439	08-05-97	9:46a	C33H13H

# Waste Package Development

# Design Analysis

Title: Criticality Evaluation of Degraded Internal Configurations for the PWR AUCF WP Designs  
Document Identifier: BBA000000-01717-0200-00056 REV 00

Page 111 of 113

C33H13I	9,437	08-05-97	9:46a	C33H13I
C33L13A	9,536	08-05-97	9:46a	C33L13A
C33L13B	9,537	08-05-97	9:46a	C33L13B
C33L13C	9,503	08-05-97	9:46a	C33L13C
C33L13D	9,504	08-05-97	9:46a	C33L13D
C33L13E	9,441	08-05-97	9:46a	C33L13E
C33L13F	9,440	08-05-97	9:46a	C33L13F
C33L13G	9,441	08-05-97	9:46a	C33L13G
C33L13H	9,441	08-05-97	9:46a	C33L13H
C33L13I	9,441	08-05-97	9:46a	C33L13I
C33M08A	9,538	08-05-97	9:46a	C33M08A
C33M08B	9,538	08-05-97	9:46a	C33M08B
C33M08C	9,506	08-05-97	9:46a	C33M08C
C33M08D	9,502	08-05-97	9:46a	C33M08D
C33M08E	9,443	08-05-97	9:46a	C33M08E
C33M08F	9,442	08-05-97	9:46a	C33M08F
C33M08G	9,443	08-05-97	9:46a	C33M08G
C33M08H	9,441	08-05-97	9:46a	C33M08H
C33M08I	9,438	08-05-97	9:46a	C33M08I
C33M10A	9,534	08-05-97	9:46a	C33M10A
C33M10B	9,533	08-05-97	9:46a	C33M10B
C33H08A	9,531	08-05-97	9:46a	C33H08A
C33M10D	9,504	08-05-97	9:46a	C33M10D
C33M10E	9,440	08-05-97	9:46a	C33M10E
C33M10F	9,436	08-05-97	9:46a	C33M10F
C33M10G	9,439	08-05-97	9:46a	C33M10G
C33M10H	9,438	08-05-97	9:46a	C33M10H
C33M10I	9,439	08-05-97	9:46a	C33M10I
C33M13A	9,531	08-05-97	9:46a	C33M13A
C33M13B	9,533	08-05-97	9:46a	C33M13B
C33M13C	9,498	08-05-97	9:46a	C33M13C
C33M13D	9,499	08-05-97	9:46a	C33M13D
C33M13E	9,436	08-05-97	9:46a	C33M13E
C33M13F	9,437	08-05-97	9:46a	C33M13F
C33M13G	9,436	08-05-97	9:46a	C33M13G
C33M13H	9,437	08-05-97	9:46a	C33M13H
C33M13I	9,438	08-05-97	9:46a	C33M13I
C33H10B	179,098	08-05-97	9:46a	C33H10B.o
C33M13H	176,132	08-05-97	9:46a	C33M13H.o
C33M13G	174,668	08-05-97	9:46a	C33M13G.o
C33M13F	175,041	08-05-97	9:46a	C33M13F.o
C33M13E	176,321	08-05-97	9:46a	C33M13E.o
C33M13D	177,508	08-05-97	9:46a	C33M13D.o
C33M13C	177,404	08-05-97	9:46a	C33M13C.o
C33M13B	176,534	08-05-97	9:46a	C33M13B.o
C33M13A	176,560	08-05-97	9:46a	C33M13A.o
C33M10I	176,335	08-05-97	9:46a	C33M10I.o
C33M10H	176,406	08-05-97	9:46a	C33M10H.o
C33M10G	175,014	08-05-97	9:46a	C33M10G.o
C33M10F	176,410	08-05-97	9:46a	C33M10F.o
C33M10E	175,143	08-05-97	9:46a	C33M10E.o
C33M10D	178,759	08-05-97	9:46a	C33M10D.o
C33M10C	178,619	08-05-97	9:46a	C33M10C.o
C33M10B	178,413	08-05-97	9:46a	C33M10B.o
C33M10A	176,591	08-05-97	9:46a	C33M10A.o
C33M08I	175,014	08-05-97	9:46a	C33M08I.o
C33M08H	174,867	08-05-97	9:46a	C33M08H.o
C33M08G	176,292	08-05-97	9:46a	C33M08G.o
C33M08F	175,040	08-05-97	9:46a	C33M08F.o
C33M08E	176,528	08-05-97	9:46a	C33M08E.o
C33M08D	177,774	08-05-97	9:46a	C33M08D.o
C33M08C	177,309	08-05-97	9:46a	C33M08C.o
C33M08B	176,323	08-05-97	9:46a	C33M08B.o
C33M08A	176,548	08-05-97	9:46a	C33M08A.o
C33L13I	176,437	08-05-97	9:46a	C33L13I.o
C33L13H	176,583	08-05-97	9:46a	C33L13H.o
C33L13G	174,769	08-05-97	9:46a	C33L13G.o
C33L13F	175,014	08-05-97	9:46a	C33L13F.o
C33L13E	176,407	08-05-97	9:46a	C33L13E.o
C33L13D	177,801	08-05-97	9:46a	C33L13D.o
C33L13C	177,800	08-05-97	9:46a	C33L13C.o
C33L13B	176,712	08-05-97	9:46a	C33L13B.o
C33L13A	176,560	08-05-97	9:46a	C33L13A.o
C33H13I	174,865	08-05-97	9:46a	C33H13I.o
C33H13H	174,894	08-05-97	9:46a	C33H13H.o
C33H13G	177,430	08-05-97	9:46a	C33H13G.o
C33H13F	176,187	08-05-97	9:46a	C33H13F.o
C33H13E	176,189	08-05-97	9:46a	C33H13E.o
C33H13D	177,654	08-05-97	9:46a	C33H13D.o
C33H13C	177,703	08-05-97	9:46a	C33H13C.o
C33H13B	176,591	08-05-97	9:46a	C33H13B.o

# Waste Package Development

# Design Analysis

Title: Criticality Evaluation of Degraded Internal Configurations for the PWR AUCF WP Designs  
Document Identifier: BBA000000-01717-0200-00056 REV 00

Page 112 of 113

C33H13A	O	176,706	08-05-97	9:46a	C33H13A.o
C33H10I	O	176,295	08-05-97	9:46a	C33H10I.o
C33H10H	O	176,159	08-05-97	9:46a	C33H10H.o
C33H10G	O	176,188	08-05-97	9:46a	C33H10G.o
C33H10F	O	174,863	08-05-97	9:46a	C33H10F.o
C33H10E	O	174,894	08-05-97	9:46a	C33H10E.o
C33H10D	O	177,654	08-05-97	9:46a	C33H10D.o
C33H10C	O	177,743	08-05-97	9:46a	C33H10C.o
C33M13I	O	174,969	08-05-97	9:46a	C33M13I.o
C33H10A	O	177,827	08-05-97	9:46a	C33H10A.o
C33H08I	O	176,162	08-05-97	9:46a	C33H08I.o
C33H08H	O	174,893	08-05-97	9:46a	C33H08H.o
C33H08G	O	174,996	08-05-97	9:46a	C33H08G.o
C33H08F	O	176,257	08-05-97	9:46a	C33H08F.o
C33H08E	O	174,998	08-05-97	9:46a	C33H08E.o
C33H08D	O	176,323	08-05-97	9:46a	C33H08D.o
C33H08C	O	177,552	08-05-97	9:46a	C33H08C.o
C33H08B	O	179,248	08-05-97	9:46a	C33H08B.o
C33H08A	O	179,249	08-05-97	9:46a	C33H08A.o

## Scale43cases

E325B28	SUM	65,416	07-03-97	9:47a	e325b28.sum
E49B48	SUM	65,416	07-03-97	9:46a	e49b48.sum
E49B44	SUM	65,416	07-03-97	9:46a	e49b44.sum
E49B34	SUM	65,416	07-03-97	9:46a	e49b34.sum
E46B39	SUM	65,416	07-03-97	9:46a	e46b39.sum
E45B35	SUM	65,416	07-03-97	9:47a	e45b35.sum
E3B235	SUM	65,343	07-03-97	9:46a	e3b235.sum
E39B27	SUM	65,416	07-03-97	9:46a	e39b27.sum
E385B385	SUM	65,416	07-03-97	9:46a	e385b385.sum
E35B325	SUM	65,416	07-03-97	9:46a	e35b325.sum
EP8B3	SUM	65,343	07-03-97	9:46a	ep8b3.sum
E17B9	SUM	65,416	07-03-97	9:46a	e17b9.sum
E15B12	SUM	65,416	07-03-97	9:46a	e15b12.sum
E499B45	SUM	65,416	07-09-97	10:01a	e499b45.sum
E479B45	SUM	65,416	07-09-97	10:01a	e479b45.sum
E545B45	SUM	65,416	07-09-97	10:01a	e545b45.sum
E457B45	SUM	65,416	07-09-97	10:01a	e457b45.sum
E172B10	SUM	65,343	07-09-97	10:01a	e172b10.sum
E228B20	SUM	65,343	07-09-97	10:01a	e228b20.sum
E219B10	SUM	65,343	07-09-97	10:01a	e219b10.sum
E184B10	SUM	65,343	07-09-97	10:01a	e184b10.sum
E244B20	SUM	65,343	07-09-97	10:01a	e244b20.sum
E309B20	SUM	65,343	07-09-97	10:01a	e309b20.sum
E336B30	SUM	65,343	07-09-97	10:01a	e336b30.sum
E4B4	SUM	65,343	07-09-97	10:01a	e4b4.sum
E47B13	SUM	65,343	07-09-97	10:01a	e47b13.sum
E43B3	SUM	65,343	07-09-97	10:01a	e43b3.sum
E36B30	SUM	65,343	07-09-97	10:01a	e36b30.sum
E314B30	SUM	65,343	07-09-97	10:01a	e314b30.sum
E261B20	SUM	65,343	07-09-97	10:01a	e261b20.sum
E16B10	SUM	65,343	07-09-97	10:01a	e16b10.sum
E545B4~1	OUT	24,875,395	07-09-97	10:02a	e545b45.output
E479B4~1	OUT	24,875,107	07-09-97	10:03a	e479b45.output
E36B30~1	OUT	24,863,041	07-09-97	10:05a	e36b30.output
E457B4~1	OUT	24,874,903	07-09-97	10:03a	e457b45.output
E499B4~1	OUT	24,874,894	07-09-97	10:04a	e499b45.output
E314B3~1	OUT	24,866,486	07-09-97	10:04a	e314b30.output
E336B3~1	OUT	24,865,120	07-09-97	10:04a	e336b30.output
E228B2~1	OUT	24,851,825	07-09-97	10:05a	e228b20.output
E261B2~1	OUT	24,850,735	07-09-97	10:06a	e261b20.output
E244B2~1	OUT	24,850,175	07-09-97	10:06a	e244b20.output
E309B2~1	OUT	24,849,014	07-09-97	10:06a	e309b20.output
E47B13~1	OUT	24,819,900	07-09-97	10:07a	e47b13.output
E16B10~1	OUT	24,816,265	07-09-97	10:07a	e16b10.output
E219B1~1	OUT	24,815,349	07-09-97	10:07a	e219b10.output
E184B1~1	OUT	24,814,552	07-09-97	10:08a	e184b10.output
E172B1~1	OUT	24,813,919	07-09-97	10:08a	e172b10.output
E4B4~1	OUT	24,779,202	07-09-97	10:09a	e4b4.output
E43B3~1	OUT	24,774,561	07-09-97	10:09a	e43b3.output
GETPI		1,256	07-17-97	6:09p	getPI
BATCH43		714	07-17-97	6:09p	batch43
RUN		120	07-17-97	6:09p	run
E49B48~1	OUT	25,125,997	07-17-97	6:49p	e49b48.output
E49B44~1	OUT	25,123,888	07-17-97	6:50p	e49b44.output
E385B3~1	OUT	25,121,289	07-17-97	6:50p	e385b385.output
E46B39~1	OUT	25,121,114	07-17-97	6:51p	e46b39.output
E35B32~1	OUT	25,118,238	07-17-97	6:51p	e35b325.output
E49B34~1	OUT	25,115,490	07-17-97	6:52p	e49b34.output
E325B2~1	OUT	25,111,042	07-17-97	6:52p	e325b28.output
E39B27~1	OUT	25,109,973	07-17-97	6:53p	e39b27.output



E3B235-1	OUT	25,105,112	07-17-97	6:53p	e3b235.output
E15B12-1	OUT	25,082,891	07-17-97	6:53p	e15b12.output
E17B9-1	OUT	25,061,061	07-17-97	6:54p	e17b9.output
EP8B3-1	OUT	25,032,232	07-17-97	6:54p	ep8b3.output

Disk 1

A00CR1F	O	265,038	09-03-97	10:59a	A00CR1F.O
A00CR2F		15,357	09-03-97	10:59a	A00CR2F
A00CR2F	O	265,126	09-03-97	10:59a	A00CR2F.O
A08CR1F		18,546	09-03-97	10:59a	A08CR1F
A08CR1F	O	318,291	09-03-97	10:59a	A08CR1F.O
A08CR2F		18,544	09-03-97	10:59a	A08CR2F
A08CR2F	O	318,632	09-03-97	10:59a	A08CR2F.O
A00CR1F		15,359	09-03-97	11:00a	A00CR1F

Disk 2

A30CR1F		15,300	09-03-97	11:03a	A30CR1F
A30CR1F	O	270,593	09-03-97	11:03a	A30CR1F.O
A30CR2F		15,298	09-03-97	11:03a	A30CR2F
A30CR2F	O	270,872	09-03-97	11:03a	A30CR2F.O
B08CR1D		18,542	09-03-97	11:04a	B08CR1D
B08CR1D	O	318,264	09-03-97	11:04a	B08CR1D.O

```

/*burnrich.c program to tabulate enrichment-burnup statistics for a
* range of kinf. This requires a calculation of kinf as a function of age,
* burnup, and initial enrichment. In particular, this version prints a table for
* each kinf bin above some limit. The values in each kinf table are the number of
* assemblies for the enrichment corresponding to the column and the burnup
* corresponding to the row. In this version the kinf bin width is 0.01;
* the enrichment bin width is 0.1; and the burnup bin width is 1 GWd/MTU.
* Since there is no regression for kinf developed yet for BWR SNF, This evaluation
* methodology is presently applicable to PWR only. */

#include <string.h>
#include <stdlib.h>
#include <stdio.h>
#include <math.h>
#include <malloc.h>
#include <string.h>
#include <ctype.h>
#define KINFS 30 /*number of kinf intervals */
#define RICHS 70 /*number of enrichment intervals */
#define BURNS 70 /*number of burnup intervals */

float getfloat();
int getint();
FILE *ferr;
long int numassy=0;/*Counts total assemblies processed (PWR, 1st repository)*/
richcount[RICHS]/*Counts assemblies in each enrichment bin */
burncount[BURNS]/*Counts assemblies in each burnup bin */
burnrichcount[BURNS][RICHS]/*Counts assy in each combined burnup-enrichment bin*/
allcount[BURNS][RICHS][KINFS]/*Assy in each combined burnup-kinf-enrich bin*/

void main()
{int i,j,k=0,ndyr,/*Yr of discharge from reactor; not used*/
  npyr, /*Yr delivered to the repository; not used*/
  na, /*number of assy in this batch */
  nb, /*index for burnup bin */
  nk, /*index for kinf bin */
  nr; /*index for enrichment bin */
float b, /*burnup for this batch of SNF */
  w, /*total MTU in this batch */
  a, /*Enrichment for this batch */
  c, /*Age since dschg, set to 10 yrs */
  kinf,/*Neutron multiplication factor for an infinite lattice of this assy type*/
  wtotal=0; /*Total mass of this batch; Not used in this version*/
FILE *fout, /*Output for this run*/
  *fin; /*Input: EIA commercial SNF history and forecast;
        processing by WSM for format only*/
char buffer[300], /*temporary for reading input file */
  type, /* B or P */
  rname[30]; /* Name of reactor site (not used this version)*/
if ((fin=fopen("data.in","r"))==NULL)
  {printf("Can't open input file\n");exit(0);}
fout=fopen("burnrich.out","w");
ferr=fopen("junk.out","w"); /*To record anomalous assemblies*/
c=10; /*arbitrary age for all SNF */
while(fgets(buffer,300,fin)!=NULL)
  {w=getfloat(buffer,21,10); /*Total MTU in this batch */
  b=getfloat(buffer,51,10); /*Burnup in MWd/MTU */
  ndyr=getint(buffer,71,8); /*Year of discharge from reactor (not used)*/
  npyr=getint(buffer,215,4); /*Year of delivery to repository (not used)*/
  type=buffer[123]; /*BWR or PWR (1st character) */
  na=getint(buffer,31,10); /*number of assemblies this batch */
  a=getfloat(buffer,41,10); /*initial enrichment */
  strncpy(rname,buffer+1,20); /*reactor name (not used) */

```

```

name[20]='\0';
if(type=='P') /*Process PWR only */
{wtotal+=w; /*Increment total MTU processed */
numassy+=na; /*Increment number of assemblies processed */
b/=1000; /*Burnup reduced to GWd/MTU (for use in regression)*/
kinf=1.06-.01*b-.002*c+.114*a+.00007081*b*b+.00007565*c*c
-.007*a*a-.0002671*b*a-.0001145*b*c+.0002318*c*a+
.000009366*b*c*a; /*Regression from ORNL study */
if (kinf>=1.00) /*Tabulate only for 10 yr age kinf>1 */
{nr=a*10; /*Group enrichment in 0.1% bins */
nb=b; /*Group burnup in 1 GWd/MTU bins */
nk=100*(kinf-1.00);/*Group kinf in 0.01 bins, and shift min value to 0.01*/
if(nk>=KINFS-1)nk=KINFS-1; /*Truncate kinf values at 1.30*/
if((nr<0)||(nb<0)||(nk<0)) /*no negative bin indices allowed*/
{fprintf(ferr,"assay=%f burnup=%f kinf=%f\n",a,b,kinf);
printf("Negative parameter index\n");
exit(0);}
else
{if(nr<10) nr=10; /*floor on enrichment = 1.0 */
if(nr>50) nr=50; /*ceiling on enrichment = 5.0 */
richcount[nr]+=na; /*Increment bin counts, also next 3 statements */
burncount[nb]+=na;
burnrichcount[nb][nr]+=na;
allcount[nb][nr][nk]+=na;}}
for(i=0;i<KINFS;i++) /*One table for each kinf bin */
{fprintf(fout,"\n\nKinf=%f\n\n",1.00+(float)i/100); /*table header*/
fprintf(fout,"%3s", " "); /*blank in col header row to leave room for row label*/
for(k=10;k<=50;k++) fprintf(fout,"%5d",k); /*column labels*/
fprintf(fout,"\n"); /*start table, after row of column headers */
for(j=0;j<BURNS;j++)
{fprintf(fout,"%3d",j); /*label for each row of this table*/
for(k=10;k<=50;k++)fprintf(fout,"%5d",allcount[j][k][i]);/*Element values for
each column of this row*/
fprintf(fout,"\n");}} /*End row */

float getfloat(string, start, length) /*Extract floating point from buffer */
char string[300];
int start,length;
{char temp[20];
int i;
for(i=start;i<start+length;i++) temp[i-start]=string[i];
temp[length]='\0';
return(atof(temp));}

int getint(string, start, length) /*Extract integer from buffer */
char string[300];
int start,length;
{char temp[20];
int i;
for(i=start;i<start+length;i++) temp[i-start]=string[i];
temp[length]='\0';
return(atoi(temp));}

```

50 CLS  
CLEAR

'AMIGO - This program gets nuclide concentrations in grams  
'from summarized origin-s output for 30 principal isotopes  
'and creates desired MCNP input files using a user created  
'MCNP template file. The template file must have a FUELTOT  
'in the cell card where the total number density for the fuel  
'region is to be located, and a FUELNUM in the material card  
'where the number densities for the 30 isotopes are to be placed.

'dimension variables

DIM iso\$(30) '29 principl isotopes + oxygen  
DIM grams(30, 100) 'gram concentraions of 30 isotopes at 100 different decay times  
DIM numden(30, 100) 'number densities of 30 isotopes at 100 different decay times  
DIM total(100) 'total number density of 30 isotopes at 100 different deay times  
DIM MW(30) 'atomic weights of the 30 isotopes  
DIM time(100) '100 decay times  
DIM MCNPID\$(30) 'MCNP IDs for 30 principal isotopes

'30 principal isotopes, their atomic weights, and MCNP IDs

iso\$(1) = " o 16 ": MW(1) = 15.994915#: MCNPID\$(1) = "8016.50C"  
iso\$(2) = " mo 95 ": MW(2) = 94.905839#: MCNPID\$(2) = "42095.50C"  
iso\$(3) = " ru 101 ": MW(3) = 100.905576#: MCNPID\$(3) = "44101.50C"  
iso\$(4) = " tc 99 ": MW(4) = 98.9062749#: MCNPID\$(4) = "43099.50C"  
iso\$(5) = " rh 103 ": MW(5) = 102.905511#: MCNPID\$(5) = "45103.50C"  
iso\$(6) = " ag 109 ": MW(6) = 108.904756#: MCNPID\$(6) = "47109.50C"  
iso\$(7) = " nd 143 ": MW(7) = 142.909779#: MCNPID\$(7) = "60143.50C"  
iso\$(8) = " nd 145 ": MW(8) = 144.912538#: MCNPID\$(8) = "60145.50C"  
iso\$(9) = " sm 147 ": MW(9) = 146.914867#: MCNPID\$(9) = "62147.50C"  
iso\$(10) = " sm 149 ": MW(10) = 148.91718#: MCNPID\$(10) = "62149.50C"  
iso\$(11) = " sm 150 ": MW(11) = 149.917276#: MCNPID\$(11) = "62150.50C"  
iso\$(12) = " sm 151 ": MW(12) = 150.919919#: MCNPID\$(12) = "62151.50C"  
iso\$(13) = " sm 152 ": MW(13) = 151.919756#: MCNPID\$(13) = "62152.50C"  
iso\$(14) = " eu 151 ": MW(14) = 150.919838#: MCNPID\$(14) = "63151.55C"  
iso\$(15) = " eu 153 ": MW(15) = 152.921242#: MCNPID\$(15) = "63153.55C"  
iso\$(16) = " gd 155 ": MW(16) = 154.922662#: MCNPID\$(16) = "64155.50C"  
iso\$(17) = " u 233 ": MW(17) = 233.039522#: MCNPID\$(17) = "92233.50C"  
iso\$(18) = " u 234 ": MW(18) = 234.040904#: MCNPID\$(18) = "92234.50C"  
iso\$(19) = " u 235 ": MW(19) = 235.043915#: MCNPID\$(19) = "92235.50C"  
iso\$(20) = " u 236 ": MW(20) = 236.045637#: MCNPID\$(20) = "92236.50C"  
iso\$(21) = " u 238 ": MW(21) = 238.05077#: MCNPID\$(21) = "92238.50C"  
iso\$(22) = " np 237 ": MW(22) = 237.048056#: MCNPID\$(22) = "93237.55C"  
iso\$(23) = " pu 238 ": MW(23) = 238.049511#: MCNPID\$(23) = "94238.50C"  
iso\$(24) = " pu 239 ": MW(24) = 239.052146#: MCNPID\$(24) = "94239.55C"  
iso\$(25) = " pu 240 ": MW(25) = 240.053882#: MCNPID\$(25) = "94240.50C"  
iso\$(26) = " pu 241 ": MW(26) = 241.056737#: MCNPID\$(26) = "94241.50C"  
iso\$(27) = " pu 242 ": MW(27) = 242.058725#: MCNPID\$(27) = "94242.50C"  
iso\$(28) = " am 241 ": MW(28) = 241.056714#: MCNPID\$(28) = "95241.50C"  
iso\$(29) = " am 242m ": MW(29) = 242.059502#: MCNPID\$(29) = "95242.50C"  
iso\$(30) = " am 243 ": MW(30) = 243.061367#: MCNPID\$(30) = "95243.50C"

'other variables used

n = 30 'total number of principal isotopes  
tcount = 1 'counter for number of times read  
UO2mass = 526380 'mass of UO2 per B&W15x15 fuel assembly  
Na = .602252 'Avagadro's number  
UO2dens = .96 \* 10.96 '96% theoretical UO2 density in grams/cm^3

'Enter name of input and output files

```

INPUT "Enter ORIGEN-S output summary file name"; file$
OPEN file$ FOR INPUT ACCESS READ AS #1

'locate start of isotope list
'
'Find start of a ORIGEN-S grams table in summary output and get first set of times
DO UNTIL LEFT$(start$, 20) = "      charge"
  LINE INPUT #1, start$
LOOP
columns = (LEN(start$) / 10) 'determine number of columns in table
FOR i = 3 TO (columns - 1) 'get times starting at fourth column
  time(tcoun) = VAL(MID$(start$, i * 10 + 2, 7))
  IF MID$(start$, i * 10 + 10, 1) = "d" THEN
    time(tcoun) = time(tcoun) / 365.25 'convert days to years
  END IF
  tcoun = tcoun + 1
NEXT i
'
'Get isotope grams from first table
DO UNTIL LEFT$(Line$, 21) = "      initial"
  LINE INPUT #1, Line$
  FOR i = 1 TO n 'Check to see if line has isotope that is on the list
    IF iso$(i) = LEFT$(Line$, 11) THEN
      FOR j = 3 TO (columns - 1) 'get grams starting at fourth column
        grams(i, j - 2) = VAL(MID$(Line$, j * 10 + 2, 10))
      NEXT j
    END IF
  NEXT i
LOOP
'
'Load in times and gram concentrations from remaining tables in output
DO UNTIL EOF(1)
  columns = (LEN(Line$) / 10) 'determine number of columns in table
  itcount = tcoun
  Newtable$ = LEFT$(Line$, 31)
  FOR i = 2 TO (columns - 1) 'get times starting at third column
    time(tcoun) = VAL(MID$(Line$, i * 10 + 2, 7))
    IF MID$(Line$, i * 10 + 10, 1) = "d" THEN
      time(tcoun) = time(count) / 365.25 'convert days to years
    END IF
    tcoun = tcoun + 1
  NEXT i
  DO UNTIL (LEFT$(Line$, 21) = "      initial" AND LEFT$(Line$, 31) <> Newtable$) OR EOF(1)
    LINE INPUT #1, Line$
    FOR i = 1 TO n 'Check to see if line has isotope that is on the list
      IF iso$(i) = LEFT$(Line$, 11) THEN
        FOR j = 2 TO (columns - 1) 'get grams starting at third column
          grams(i, itcount + j - 2) = VAL(MID$(Line$, j * 10 + 2, 10))
        NEXT j
      END IF
    NEXT i
  LOOP
LOOP
CLOSE #1
'
'Calculate number densities (in atoms/b-cm) for each isotope at each time
PRINT "Enter mass of material in fuel region in grams ["; UO2mass; "];
INPUT z$
IF z$ <> "" THEN

```

```

      z = VAL(z$)
      IF z <> 0 THEN UO2mass = z
    END IF
    FOR i = 1 TO tcount - 1
      numden(1, i) = .046947 'O-16 has constant number density at all times
      total(i) = numden(1, i)
      FOR j = 2 TO n
        numden(j, i) = (grams(j, i) / UO2mass) * UO2dens * Na / MW(j)
        total(i) = total(i) + numden(j, i) 'add number density to total
      NEXT j
    NEXT i
    PRINT "Number Densities are available for the following times (#'s 1 to "; (tcount - 1); "):"
    PRINT
    FOR i = 1 TO tcount - 1
      PRINT " "; i; " - "; time(i); "years",
    NEXT i
100  PRINT "Enter time range for MCNP inputs using the format start#,end#"
    INPUT "(enter same # twice for a single time)"; startnum, endnum
    IF (startnum > (tcount - 1)) OR (endnum > (tcount - 1)) OR (startnum < 1) OR (endnum < 1) THEN
      PRINT "Starting or ending number outside of range! Select again."
      GOTO 100
    END IF
    ' Build MCNP input files
    '
150  INPUT "Enter MCNP input template file name"; tempfile$
    INPUT "Enter first 5 characters of MCNP input files to be created"; outfile$
    FOR i = startnum TO endnum
      OPEN tempfile$ FOR INPUT ACCESS READ AS #1
      '
      'Set file name decay time designator
      '
      SELECT CASE i
        CASE 20
          x$ = "a"
        CASE 21
          x$ = "b"
        CASE 23
          x$ = "c"
        CASE 24
          x$ = "d"
        CASE 25
          x$ = "e"
        CASE 26
          x$ = "f"
        CASE 30
          x$ = "g"
        CASE 37
          x$ = "h"
        CASE 39
          x$ = "i"
        CASE 45
          x$ = "j"
        CASE ELSE
          x$ = LTRIM$(STR$(i))
      END SELECT
      z$ = outfile$ + x$
      OPEN z$ FOR OUTPUT ACCESS WRITE AS #2
      DO UNTIL EOF(1)
        LINE INPUT #1, Line$
        IF VAL(LEFT$(Line$, 1)) <> 0 THEN
          outline$ = Line$
          linelen = LEN(Line$)

```

```

FOR j = 1 TO (linelen - 7)
  chunk$ = MID$(Line$, j, 7)
  IF chunk$ = "FUELTOT" THEN
    PRINT Line$
    leftline$ = LEFT$(Line$, j - 1)
    rightline$ = RIGHT$(Line$, (linelen - 7 - j))
    outline$ = leftline$ + STR$(total(i)) + rightline$
  END IF
NEXT j
PRINT #2, outline$
ELSEIF LEFT$(Line$, 1) = "M" THEN
  flag = 0
  outline$ = Line$
  linelen = LEN(Line$)
  FOR j = 1 TO (linelen)
    chunk$ = MID$(Line$, j, 7)
    IF chunk$ = "FUELNUM" THEN
      PRINT Line$
      leftline$ = LEFT$(Line$, j - 1)
      rightline$ = MID$(Line$, j + 7)
      outline$ = leftline$ + MCNPID$(1) + " " + STR$(numden(1, i)) + rightline$
      flag = 1
      PRINT #2, "C "; file$; " "; time(i); " years decay"
    END IF
  NEXT j
  PRINT #2, outline$
  IF flag = 1 THEN
    FOR j = 2 TO n
      IF numden(j, i) <> 0 THEN
        PRINT #2, " "; MCNPID$(j); " "; numden(j, i)
      END IF
    NEXT j
  END IF
ELSE
  PRINT #2, Line$
END IF
LOOP
CLOSE #1
CLOSE #2
NEXT i
PRINT "MCNP input files created. Process another template file(y/n)?"
DO
  z$ = INKEY$
  LOOP UNTIL z$ <> ""
  IF z$ = "y" OR z$ = "Y" THEN
    CLS
    GOTO 150
  END IF
PRINT "Process another ORIGEN-S file(y/n)?"
DO
  z$ = INKEY$
  LOOP UNTIL z$ <> ""
  IF z$ = "y" OR z$ = "Y" THEN
    CLS
    GOTO 50
  END IF
END

```

Handwritten: 9/18/97  
 Volumes of Bas. Components from BBA000000-01717-0200-00037 REV00 Att. VI  
 Basket Components

Carbon Steel Components	Volume	Mass (kg)	Mass Fe (kg)	moles Fe	moles Fe2O3	Mass Fe2O3 (kg)	Complete Oxidation	
							Fe2O3 Volume	
Single Carbon Steel Tube	0.02117 m <sup>3</sup>	165.8034	163.374	2.925E+03	1.463E+03	233.581		0.045
21 Carbon Steel Tube	0.44457 m <sup>3</sup>	3481.872	3430.863	6.143E+04	3.072E+04	4905.206		0.936 m <sup>3</sup>
Carbon Steel Guides & Supports	0.259 m <sup>3</sup>	2028.488	1998.771	3.579E+04	1.790E+04	2857.701		0.545 m <sup>3</sup>
<b>Total CS Component Vol. (21 tubes + guides &amp; supports)</b>	<b>0.70357 m<sup>3</sup></b>	<b>5510.36</b>	<b>5429.633</b>	<b>9.722E+04</b>	<b>4.861E+04</b>	<b>7762.907</b>		<b>1.481 m<sup>3</sup></b>
Extra CS added for criticality control		0	0.000	0.000E+00	0.000E+00	0.000		0.000 m <sup>3</sup>
<b>Borated SS plates</b>	<b>0.243 m<sup>3</sup></b>	<b>1882.035</b>	<b>1137.596</b>	<b>2.037E+04</b>	<b>1.018E+04</b>	<b>1626.455</b>		<b>0.310 m<sup>3</sup></b>
<b>Total Basket Volume</b>	<b>0.947 m<sup>3</sup></b>	<b>TOTALS</b>	<b>6567.230</b>	<b>1.176E+05</b>	<b>5.880E+04</b>	<b>9389.361377</b>		<b>1.792 m<sup>3</sup></b>

WP Empty Volume	
21 PWR WP Inner diameter	1.4099 m
21 PWR WP Inner length	4.585 m
Empty 21 PWR WP Int. Volume	7.158 m <sup>3</sup>
PWR Fuel Assembly Volume	0.081 m <sup>3</sup>
21 PWR Assembly Volume	1.701 m <sup>3</sup>
Void Space in full 21 PWR minus basket volume	5.457 m <sup>3</sup>
Void Space in full 21 PWR WP w/ intact basket	4.511 m <sup>3</sup>

Surface Areas for Basket Components

B-SS Plates	69.43 m <sup>2</sup>
21 CS Tubes	177.83 m <sup>2</sup>
CS Guides & Supports	51.80 m <sup>2</sup>

Quick conversion from kg of iron to uniform vol% 0.0049998

Densities		Reference
Carbon Steel (A516)	7832 kg/m <sup>3</sup>	BBA000000-01717-0200-00002 REV00
SS316B6A	7745 kg/m <sup>3</sup>	BBA000000-01717-0200-00002 REV00
Iron Oxide (Fe2O3)	5240 kg/m <sup>3</sup>	CRC, 66th edition
Weight Fraction Iron in A516	0.98535	BBA000000-01717-0200-00002 REV00
Weight Fraction Iron in SS316B6A	0.60445	BBA000000-01717-0200-00002 REV00
Atomic Weight of Iron	55.847 g/mole	Chart of Nuclides, 14th Edition
Atomic Weight of Oxygen	15.9994 g/mole	Chart of Nuclides, 14th Edition
Molecular Weight of Iron Oxide (Fe2O3)	159.6922 g/mole	=2*Fe+3*O
Atomic Weight of Boron	10.811 g/mole	Chart of Nuclides, 14th Edition

Amount of Fe2O3 for single assembly		Reference
CS Tube Length	4.575 m	BBA000000-01717-0200-00037 REV00 Att. I
CS Tube OD	0.236 m	BBA000000-01717-0200-00037 REV00 Att. I
Length of 4 B-SS Plates	4.5352 m	BBA000000-01717-0200-00037 REV00 Att. I
Thickness of B-SS Plates	0.007 m	BBA000000-01717-0200-00037 REV00 Att. I
BW 15x15 Assy. Length	4.207 m	BBA000000-01717-0200-00012 REV01
BW 15x15 Assy. Envelope	0.217 m	BBA000000-01717-0200-00012 REV01
Volume Occupied by Assy. Env.	0.216 m <sup>3</sup>	
Void Space Available	0.135 m <sup>3</sup>	
Mass Fe2O3 from one CS Tube	214.786 kg	
Mass Fe2O3 from B-SS for 1 assy.	71.843 kg	Assy. Vol%
Theoretical Fe2O3 Volume	0.0547 m <sup>3</sup>	40.63%
Theoretical Fe2O3 Vol - Tube only	0.0410 m <sup>3</sup>	30.45%
Theoretical Fe2O3 Vol - SS only	0.0137 m <sup>3</sup>	10.18%
65% Packed Fe2O3 Volume	0.0842 m <sup>3</sup>	62.51%
58% Packed Fe2O3 Volume	0.0943 m <sup>3</sup>	70.06%
58% Packed Fe2O3 Vol - Tube only	0.0707 m <sup>3</sup>	52.50%
58% Packed Fe2O3 Vol - SS only	0.0236 m <sup>3</sup>	17.56%

III - 1



VOLMASS

Uniformly Distributed Theoretical Density	% Full 21 PWR WP Void Space Occupied by Fe2O3 Settled to Bottom of WP		Theoretical	58% Theoretical	55% Theoretical
	65% Theoretical	60% Theoretical			
17.15%	26.39%	28.59%	29.58%	31.19%	31.19%
9.99%	15.37%	16.66%	17.23%	18.17%	18.17%
27.15%	41.76%	45.24%	46.81%	49.36%	49.36%
0.00%	0.00%	0.00%	0.00%	0.00%	0.00%
5.69%	8.75%	9.48%	9.81%	10.34%	10.34%
32.83%	50.51%	54.72%	56.61%	59.70%	59.70%
% of 4th row filled	24.26%	48.42%	59.25%	76.98%	76.98%
% of 5th row filled	0.00%	0.00%	0.00%	0.00%	0.00%
rods in 4th row covrd	3	7	8	8	11
rods in 5th row covrd	0	0	0	0	0

Note that a rod row is conservatively not considered covered unless it is fully covered

no. assays 5.5 1 water  
15.5 2.818181818 oxide/water

	Void (m <sup>3</sup> )	No. Assys.	% Void
Lower Half	2.526	13	46.29%
Upper Half	2.931	8	53.71%
Total	5.457		
Void Space in Row 5	0.977	3	17.90%
Void Space in Row 4	0.951	5	17.42%
Void Space at top	1.004		18.39%

Cylinder Segment Volume Calculation		Consolidated	
Geometry Calculations	top of 4th row up to top of 5th row up	top of 4th row up to top of 5th row up	top of 4th row up to top of 5th row up
Cylinder Radius	70.495	70.495	70.495
Cylinder Length	458.5	458.5	458.5
Cylinder Volume	7158233.196	7158233.196	7158233.196
Segment Volume	2.22345E+06	1.00354E+06	1.70100E+06
Distance from Center	cm	21.3	42.6
			29.96356188

Peak Boron Sorption on Fe2O3	
wt% Boron in SS	1.60%
Mass of Boron in WP	30.11 kg
Moles of Boron in WP	2.79E+03 moles
Moles of Fe in WP	1.18E+05 moles
Peak Moles of B Adsorbed	18.78 moles
Percent of Original B Adsorbed	0.67%

No. Fuel Rod Rows Covered	% of Assembly Covered
1	6.67%
2	13.33%
3	20.00%
4	26.67%
5	33.33%
6	40.00%
7	46.67%
8	53.33%
9	60.00%
10	66.67%
11	73.33%
12	80.00%
13	86.67%
14	93.33%
15	100.00%

Amount of Iron Removed By Flow		Solubility of Iron - Oxidizing Acidic J-13 Conditions		Solubility of Iron - Reducing Acidic J-13 Conditions		Solubility of Iron - Reducing Neutral J-13 Conditions		Exchange Efficiency	
2.47E-04 moles/liter	10%	2.47E-04 moles/liter	10%	3.45E-10 moles/liter	10%	5.05E-03 moles/liter	10%	8.77E-05 moles/liter	10%
Long Term Water Flow Assumption									
Fully Mediated (nominal)	0.5 m <sup>3</sup> /yr	10000	20000	50000	100000	100000	200000	500000	1000000
Steady Focused (1/40 yrs)	20 m <sup>3</sup> /yr	364.325	728.65	1821.625	3643.25	3643.25	7286.5	18216.25	36432.5
Episodic Focused (1/40 yrs)	20 m <sup>3</sup> /yr	0.000509	0.001018	0.002544	0.005089	0.005089	0.010178	0.02544	0.05089
Averaged over 40 years	1.475 m <sup>3</sup> /yr	7448.75	14897.5	74487.5	148975	148975	297950	744875	1489750
Moles Iron removed over time at average flow		129.3575	258.715	1293.575	2587.15	2587.15	5174.3	12935.75	25871.5
Oxidizing Acidic J-13 Conditions		0.31%	0.62%	1.55%	3.10%	3.10%	6.20%	15.50%	31.00%
Reducing Acidic J-13 Conditions		0.00%	0.00%	0.00%	0.00%	0.00%	0.00%	0.00%	0.00%
Reducing Neutral J-13 Conditions		6.33%	12.67%	31.67%	63.34%	63.34%	126.68%	316.70%	633.40%
Percent of total iron removed		0.11%	0.22%	0.55%	1.10%	1.10%	2.20%	5.50%	11.00%

VOLMASS

	A	C	D	E	F	G	H	I	J	K	L
1											
2	Volumes of Basket Components from BBA000000-01										
3											
4											
5	Carbon Steel Components										
6	Single Carbon Steel Tube		Volume		Mass (kg)	Mass Fe (kg)	moles Fe	moles Fe2O3	Mass Fe2O3 (kg)	Complete Oxidation Fe2O3 Volume	
7	21 Carbon Steel Tube		=D6	m <sup>3</sup>	=D6*E\$E27	=F6*E\$E31	=G6*1000/E\$E34	=H6/2	=I6*E\$E36/1000	=J6/E\$E29	
8	Carbon Steel Guides & Supports		=D7	m <sup>3</sup>	=D7*E\$E27	=F7*E\$E31	=G7*1000/E\$E34	=H7/2	=I7*E\$E36/1000	=J7/E\$E29	m <sup>3</sup>
9	Total CS Component Vol. (21 tubes + guides & supports)		0.259	m <sup>3</sup>	=D8*E\$E27	=F8*E\$E31	=G8*1000/E\$E34	=H8/2	=I8*E\$E36/1000	=J8/E\$E29	m <sup>3</sup>
10	Extra CS added for criticality control		=D8+D1	m <sup>3</sup>	=D9*E\$E27	=F9*E\$E31	=G9*1000/E\$E34	=H9/2	=I9*E\$E36/1000	=J9/E\$E29	m <sup>3</sup>
11	Borated SS plates		0.243	m <sup>3</sup>	0	=F10*E\$E31	=G10*1000/E\$E34	=H10/2	=I10*E\$E36/1000	=J10/E\$E29	m <sup>3</sup>
12					=D11*E28	=F11*E32	=G11*1000/E\$E34	=H11/2	=I11*E\$E36/1000	=J11/E\$E29	m <sup>3</sup>
13	Total Basket Volume		=D11+D9	m <sup>3</sup>	TOTALS	=G9+G11+G10	=H9+H11+H10	=H13/2	=I13*E\$E36/1000	=J13/E\$E29	m <sup>3</sup>
14											
15	WP Empty Volume										
16	21 PWR WP Inner diameter		1.4099	m				Surface Areas for Borated SS Plates			
17	21 PWR WP Inner length		4.585	m				21 CS Tubes		=D11/0.007*2	m <sup>2</sup>
18	Empty 21 PWR WP Int. Volume		=Pi()*D16^2/4*D17	m <sup>3</sup>				CS Guides & Support		=D6/0.005*21*2	m <sup>2</sup>
19									=D8/0.01*2	m <sup>2</sup>	Quick calc of iron =D13/G
20	PWR Fuel Assembly Volume		0.081	m <sup>3</sup>							
21	21 PWR Assembly Volume		=D20*21	m <sup>3</sup>							
22	Void Space in full 21 PWR minus basket volume		=D18-D21	m <sup>3</sup>							
23	Void Space in full 21 PWR WP w/ intact basket		=D18-D13-D21	m <sup>3</sup>							
24											
25											
26	Densities										
27	Carbon Steel (A516)							Reference			
28	SS316B6A			7832	kg/m <sup>3</sup>	BBA00000-0171					
29	Iron Oxide (Fe2O3)			7745	kg/m <sup>3</sup>	BBA00000-0171					
30				=5240	kg/m <sup>3</sup>	CRC, 68th edition					
31	Weight Fraction Iron in A516			0.98535		BBA00000-0171					
32	Weight Fraction Iron in SS316B6A			0.60445		BBA00000-0171					
33											
34	Atomic Weight of Iron			55.847	g/mole	Chart of Nuclides					
35	Atomic Weight of Oxygen			15.9994	g/mole	Chart of Nuclides					
36	Molecular Weight of Iron Oxide (Fe2O3)			=E34*2+E35*3	g/mole	=2*Fe+3*O					
37	Atomic Weight of Boron			10.811	g/mole	Chart of Nuclides					
38											
39	Amount of Fe2O3 for single assembly										
40	CS Tube Length	4.575	m		Reference						
41	CS Tube OD	0.2364	m		BBA000000-01						
42	Length of 4 B-SS Plates	=1.1338*4	m		BBA000000-01						
43	Thickness of B-SS Plates	0.007	m		BBA000000-01						
44	BW 15x15 Assy. Length	=165.625*2.54/100	m		BBA000000-01						
45	BW 15x15 Assy. Envelope	0.216814	m		BBA000000-01						
46	Volume Occupied by Assy. Env.	=C45*C41*C44	m <sup>3</sup>								
47	Void Space Available	=C48-D20	m <sup>3</sup>								
48	Mass Fe2O3 from one CS Tube	=J6*C44/C40	kg								
49	Mass Fe2O3 from B-SS for 1 assy.	=J11/21*C44/C42	kg								
50	Theoretical Fe2O3 Volume	=(C48+C49)/E29	m <sup>3</sup>		Assy. Vol%	=C50/C\$C47					
51	Theoretical Fe2O3 Vol - Tube only	=(C48)/E29	m <sup>3</sup>			=C51/C\$C47					
52	Theoretical Fe2O3 Vol - SS only	=C49/E29	m <sup>3</sup>			=C52/C\$C47					
53	65% Packed Fe2O3 Volume	=(C48+C49)/(E29*0.65)	m <sup>3</sup>			=C53/C\$C47					
54	58% Packed Fe2O3 Volume	=(C48+C49)/(E29*0.58)	m <sup>3</sup>			=C54/C\$C47					
55	58% Packed Fe2O3 Vol - Tube only	=C48/(E29*0.58)	m <sup>3</sup>			=C55/C\$C47					
56	58% Packed Fe2O3 Vol - SS only	=C49/(E29*0.58)	m <sup>3</sup>			=C56/C\$C47					
57											
58											
59											

III-3

BBA000000-01717-0200-00056 REV00 Alt. III

August 21, 1997

	P	C	R	S	T
1					
2					
3	% Full 21 PWR WP Void Space Occupied by Fe2O3				
4	Uniformly Distributed	Settled to Bottom of WP			
5	Theoretical Density	65% Theoretical	60% Theoretical	58% Theoretical	55% Theoretical
6					
7	=K7/\$D\$22	=O7/0.65	=O7/0.6	=O7/0.58	=O7/0.55
8	=K8/\$D\$22	=O8/0.65	=O8/0.6	=O8/0.58	=O8/0.55
9	=K9/\$D\$22	=O9/0.65	=O9/0.6	=O9/0.58	=O9/0.55
10	=K10/\$D\$22	=O10/0.65	=O10/0.6	=O10/0.58	=O10/0.55
11	=K11/\$D\$22	=O11/0.65	=O11/0.6	=O11/0.58	=O11/0.55
12					
13	=K13/\$D\$22	=O13/0.65	=O13/0.6	=O13/0.58	=O13/0.55
14	% of 4th row filled	=IF((P13-\$R\$27)/\$R\$31>100%,100%,(P13-\$R\$27)/\$R\$31)	=IF((Q13-\$R\$27)/\$R\$31>100%,100%,(Q13-\$R\$27)/\$R\$31)	=IF((R13-\$R\$27)/\$R\$31>100%,100%,(R13-\$R\$27)/\$R\$31)	=IF((S13-\$R\$27)/\$R\$31>100%,100%,(S13-\$R\$27)/\$R\$31)
15	% of 5th row filled	=IF((P14<100%,0%,(P13-\$R\$27-\$R\$31)/\$R\$30)	=IF((Q14<100%,0%,(Q13-\$R\$27-\$R\$31)/\$R\$30)	=IF((R14<100%,0%,(R13-\$R\$27-\$R\$31)/\$R\$30)	=IF((S14<100%,0%,(S13-\$R\$27-\$R\$31)/\$R\$30)
16	rods in 4th row covrd	=FLOOR(P14*15.1)	=FLOOR(Q14*15.1)	=FLOOR(R14*15.1)	=FLOOR(S14*15.1)
17	rods in 5th row covrd	=FLOOR(P15*15.1)	=FLOOR(Q15*15.1)	=FLOOR(R15*15.1)	=FLOOR(S15*15.1)
18					
19	Note that a rod row is conservatively n				
20					
21	no. assys				
22	=3+0.5*5	=O22/\$O\$22	water		
23	=Q27+0.5*5	=O23/\$O\$22	oxide/water		
24					
25					
26		Void (m^3)	No. Assys.	% Void	
27	Lower Half	=D\$18/2-13*\$D\$20	13	=P27/\$P\$29	
28	Upper Half	=D\$18/2-8*\$D\$20	8	=P28/\$P\$29	
29	Total	=SUM(P27:P28)			
30	Void Space in Row 5	=(Q40/1000000-3*D20)-R40/1000000	3	=P30/P29	
31	Void Space in Row 4	=P28-(Q40/1000000-3*D20)	5	=P31/P29	
32	Void Space at top	=R40/1000000		=P32/P29	
33					
34					
35	Cylinder Segment Volume Calculation				
36	Geometry Calculations				Consolidated
37	Cylinder Radius	cm	top of 4th row up	top of 5th row up	Rods
38	Cylinder Length	cm	=D\$16*100/2	=D\$16*100/2	=D\$16*100/2
39	Cylinder Volume	cm^3	=D\$17*100	=D\$17*100	=D\$17*100
40	Segment Volume	cm^3	=PI()*Q37^2*Q38	=PI()*R37^2*R38	=PI()*S37^2*S38
41	Distance from Center	cm	=Q38*(Q37^2*ACOS(Q41/Q37)-(Q41*SQRT(Q37^2-Q41^2)))	=R38*(R37^2*ACOS(R41/R37)-(R41*SQRT(R37^2-R41^2)))	=S38*(S37^2*ACOS(S41/S37)-(S41*SQRT(S37^2-S41^2)))
42			=42.6/2	=42.6	29.9835618818384
43					
44					
45	Peak Boron Sorption on Fe2O3				
46			0.002	molesB/kg Fe2O3	
47			=E36*0.001*Q45	molesB/mole Fe2O3	
48			=Q46/2	moles B/mole Fe	
49			=Q47*0.199	moles B-10/mole Fe	
50	wt% Boron in SS				
51	Mass of Boron in WP		0.016		
52	Moles of Boron in WP		=Q50*F11	kg	
53	Moles of Fe in WP		=Q51*1000/E37	moles	
54	Peak Moles of B Adsorbed		=H13	moles	
55	Percent of Original B Adsorbed		=Q53*Q47	moles	
56			=Q54/(Q52)		
57			moles B10/Fe		
58			for 5% Boron	=Q48*5/(100*Q55)	
59			Trapping in oxide		

III-4

BB A000000-01717-0200-00056 REV00 Alt. III

August 21, 1997

	V	W	X	Y	Z	AA	AB	AC
1								
2								
3	No. Fuel Rod	% of Assembly						
4	Rows Covered	Covered						
5	1	=U5/\$U\$19						
6	2	=U6/\$U\$19						
7	3	=U7/\$U\$19						
8	4	=U8/\$U\$19						
9	5	=U9/\$U\$19						
10	6	=U10/\$U\$19						
11	7	=U11/\$U\$19						
12	8	=U12/\$U\$19						
13	9	=U13/\$U\$19						
14	10	=U14/\$U\$19						
15	11	=U15/\$U\$19						
16	12	=U16/\$U\$19						
17	13	=U17/\$U\$19						
18	14	=U18/\$U\$19						
19	15	=U19/\$U\$19						
20								
21	Amount of Iron Removed By Fk							
22	Solubility of Iron - Oxidizing Acidic			0.000247	moles/liter			
23	Solubility of Iron - Oxidizing Neutr			0.000000000345	moles/liter			
24	Solubility of Iron - Reducing Acidic			0.00505	moles/liter			
25	Solubility of Iron - Reducing Neutr			0.0000677	moles/liter			
26	Exchange Efficiency			0.1				
27								
28	Long Term Water Flow Assumotic							
29	Fully Mediated (nominal)	0.5	m <sup>3</sup> /yr					
30	Steady Focused (1/40 yrs)	20	m <sup>3</sup> /yr					
31	Episodic Focused (1/40 yrs)	20	m <sup>3</sup> /yr					
32	Averaged over 40 years	=(W29*38+W30*2)/40	m <sup>3</sup> /yr					
33								
34	Moles Iron removed over time at s		10000	20000	50000	100000	Volume% Oxide	
35	Oxidizing Acidic J-13 Conditions		=X35/\$H\$13	=Y35/\$H\$13	=Z35/\$H\$13	=AA35/\$H\$13	100k vol%	=AB35*2.5
36	Oxidizing Neutral J-13 Conditions		=X36/\$H\$13	=Y36/\$H\$13	=Z36/\$H\$13	=AA36/\$H\$13	=AA35/2*\$E\$36/1000/\$E\$29/\$D\$22	=AB36*2.5
37	Reducing Acidic J-13 Conditions		=X37/\$H\$13	=Y37/\$H\$13	=Z37/\$H\$13	=AA37/\$H\$13	=AA36/2*\$E\$36/1000/\$E\$29/\$D\$22	=AB37*2.5
38	Reducing Neutral J-13 Conditions		=X38/\$H\$13	=Y38/\$H\$13	=Z38/\$H\$13	=AA38/\$H\$13	=AA37/2*\$E\$36/1000/\$E\$29/\$D\$22	=AB37*2.5
39								
40	Percent of total Iron removed							
41	Oxidizing Acidic J-13 Conditions		=X35/\$H\$13	=Y35/\$H\$13	=Z35/\$H\$13	=AA35/\$H\$13		
42	Oxidizing Neutral J-13 Conditions		=X36/\$H\$13	=Y36/\$H\$13	=Z36/\$H\$13	=AA36/\$H\$13		
43	Reducing Acidic J-13 Conditions		=X37/\$H\$13	=Y37/\$H\$13	=Z37/\$H\$13	=AA37/\$H\$13		
44	Reducing Neutral J-13 Conditions		=X38/\$H\$13	=Y38/\$H\$13	=Z38/\$H\$13	=AA38/\$H\$13		
45								
46								
47								
48								
49								
50								
51								
52								
53								
54								
55								
56								
57								
58								
59								

III-5

BBA000000-01717-0200-00056 REV00 Att. III

August 21, 1997

NUMDEN

**Number Densities of Uniform Fe<sub>2</sub>O<sub>3</sub>/Water Mixtures**

Vol% FeO <sub>2</sub>	1001.50C	8016.50C	26000.55C	TOTAL	Density (g/cc)
100%	0.0000E+00	5.9285E-02	3.9524E-02	9.8809E-02	5.2400
95%	3.3439E-03	5.7993E-02	3.7547E-02	9.8884E-02	5.0280
90%	6.6878E-03	5.6701E-02	3.5571E-02	9.8960E-02	4.8160
85%	1.0032E-02	5.5408E-02	3.3595E-02	9.9035E-02	4.6040
80%	1.3376E-02	5.4116E-02	3.1619E-02	9.9110E-02	4.3920
75%	1.6720E-02	5.2824E-02	2.9643E-02	9.9186E-02	4.1800
70%	2.0063E-02	5.1531E-02	2.7666E-02	9.9261E-02	3.9680
65%	2.3407E-02	5.0239E-02	2.5690E-02	9.9337E-02	3.7560
60%	2.6751E-02	4.8947E-02	2.3714E-02	9.9412E-02	3.5440
58%	2.8089E-02	4.8430E-02	2.2924E-02	9.9442E-02	3.4592
55%	3.0095E-02	4.7654E-02	2.1738E-02	9.9488E-02	3.3320
50%	3.3439E-02	4.6362E-02	1.9762E-02	9.9563E-02	3.1200
45%	3.6783E-02	4.5070E-02	1.7786E-02	9.9638E-02	2.9080
40%	4.0127E-02	4.3778E-02	1.5809E-02	9.9714E-02	2.6960
38%	4.1464E-02	4.3261E-02	1.5019E-02	9.9744E-02	2.6112
36%	4.2802E-02	4.2744E-02	1.4228E-02	9.9774E-02	2.5264
35%	4.3471E-02	4.2485E-02	1.3833E-02	9.9789E-02	2.4840
34%	4.4139E-02	4.2227E-02	1.3438E-02	9.9804E-02	2.4416
33%	4.4808E-02	4.1968E-02	1.3043E-02	9.9819E-02	2.3992
32%	4.5477E-02	4.1710E-02	1.2648E-02	9.9834E-02	2.3568
30%	4.6815E-02	4.1193E-02	1.1857E-02	9.9865E-02	2.2720
25%	5.0159E-02	3.9901E-02	9.8809E-03	9.9940E-02	2.0600
20%	5.3502E-02	3.8608E-02	7.9047E-03	1.0002E-01	1.8480
15%	5.6846E-02	3.7316E-02	5.9285E-03	1.0009E-01	1.6360
10%	6.0190E-02	3.6024E-02	3.9524E-03	1.0017E-01	1.4240
5%	6.3534E-02	3.4731E-02	1.9762E-03	1.0024E-01	1.2120
0%	6.6878E-02	3.3439E-02	0.0000E+00	1.0032E-01	1.0000

**Number Densities for Oxide with Maximum Boron Adsorbed (0.67% of original)**

Vol% FeO <sub>2</sub>	1001.50C	8016.50C	26000.55C	5010.50C	TOTAL	Density (g/cc)
58%	2.8089E-02	4.8430E-02	2.2924E-02	7.28485E-07	9.9443E-02	3.4592
33%	4.4808E-02	4.1968E-02	1.3043E-02	4.14483E-07	9.9820E-02	2.3992

NUMDEN

Number Densities for Oxide with Boron in Solution

Vol% FeO2	kg Orig. B in sol.	% Orig. B in sol.	1001.50C	8016.50C	26000.55C	5010.50C	TOTAL	Density (g/cc)
58%	30.113	100.000%	2.8089E-02	4.8430E-02	2.2924E-02	1.9222E-04	9.9634E-02	3.4592
58%	22.584	75.000%	2.8089E-02	4.8430E-02	2.2924E-02	1.4416E-04	9.9586E-02	3.4592
58%	15.056	50.000%	2.8089E-02	4.8430E-02	2.2924E-02	9.6108E-05	9.9538E-02	3.4592
58%	7.528	25.000%	2.8089E-02	4.8430E-02	2.2924E-02	4.8054E-05	9.9490E-02	3.4592
58%	3.011	10.000%	2.8089E-02	4.8430E-02	2.2924E-02	1.9222E-05	9.9461E-02	3.4592
58%	1.506	5.000%	2.8089E-02	4.8430E-02	2.2924E-02	9.6108E-06	9.9452E-02	3.4592
58%	0.602	2.000%	2.8089E-02	4.8430E-02	2.2924E-02	3.8443E-06	9.9446E-02	3.4592
58%	0.301	1.000%	2.8089E-02	4.8430E-02	2.2924E-02	1.9222E-06	9.9444E-02	3.4592
58%	0.151	0.500%	2.8089E-02	4.8430E-02	2.2924E-02	9.6108E-07	9.9443E-02	3.4592
58%	0.030	0.100%	2.8089E-02	4.8430E-02	2.2924E-02	1.9222E-07	9.9442E-02	3.4592
33%	30.113	100.000%	4.4808E-02	4.1968E-02	1.3043E-02	3.0663E-04	1.0013E-01	2.3992
33%	22.584	75.000%	4.4808E-02	4.1968E-02	1.3043E-02	2.2997E-04	1.0005E-01	2.3992
33%	15.056	50.000%	4.4808E-02	4.1968E-02	1.3043E-02	1.5332E-04	9.9973E-02	2.3992
33%	7.528	25.000%	4.4808E-02	4.1968E-02	1.3043E-02	7.6658E-05	9.9896E-02	2.3992
33%	3.011	10.000%	4.4808E-02	4.1968E-02	1.3043E-02	3.0663E-05	9.9850E-02	2.3992
33%	1.506	5.000%	4.4808E-02	4.1968E-02	1.3043E-02	1.5332E-05	9.9835E-02	2.3992
33%	0.602	2.000%	4.4808E-02	4.1968E-02	1.3043E-02	6.1326E-06	9.9825E-02	2.3992
33%	0.301	1.000%	4.4808E-02	4.1968E-02	1.3043E-02	3.0663E-06	9.9822E-02	2.3992
33%	0.151	0.500%	4.4808E-02	4.1968E-02	1.3043E-02	1.5332E-06	9.9821E-02	2.3992
33%	0.030	0.100%	4.4808E-02	4.1968E-02	1.3043E-02	3.0663E-07	9.9820E-02	2.3992
0%	30.113	100.000%	6.6878E-02	3.3439E-02	0.0000E+00	4.5766E-04	1.0077E-01	1.0000
0%	22.584	75.000%	6.6878E-02	3.3439E-02	0.0000E+00	3.4324E-04	1.0066E-01	1.0000
0%	15.056	50.000%	6.6878E-02	3.3439E-02	0.0000E+00	2.2883E-04	1.0055E-01	1.0000
0%	7.528	25.000%	6.6878E-02	3.3439E-02	0.0000E+00	1.1441E-04	1.0043E-01	1.0000
0%	3.011	10.000%	6.6878E-02	3.3439E-02	0.0000E+00	4.5766E-05	1.0036E-01	1.0000
0%	1.506	5.000%	6.6878E-02	3.3439E-02	0.0000E+00	2.2883E-05	1.0034E-01	1.0000
0%	0.602	2.000%	6.6878E-02	3.3439E-02	0.0000E+00	9.1532E-06	1.0033E-01	1.0000
0%	0.301	1.000%	6.6878E-02	3.3439E-02	0.0000E+00	4.5766E-06	1.0032E-01	1.0000
0%	0.151	0.500%	6.6878E-02	3.3439E-02	0.0000E+00	2.2883E-06	1.0032E-01	1.0000
0%	0.030	0.100%	6.6878E-02	3.3439E-02	0.0000E+00	4.5766E-07	1.0032E-01	1.0000

III-7

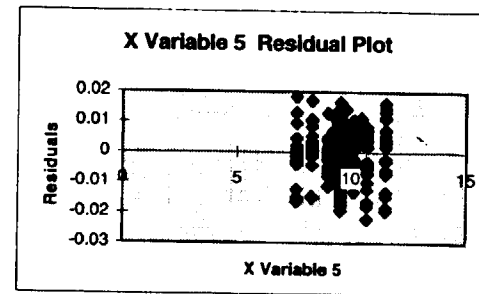
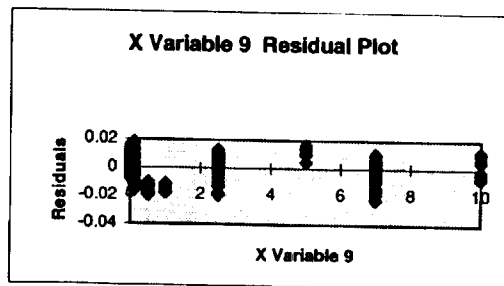
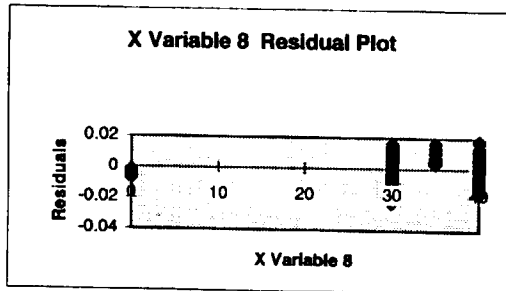
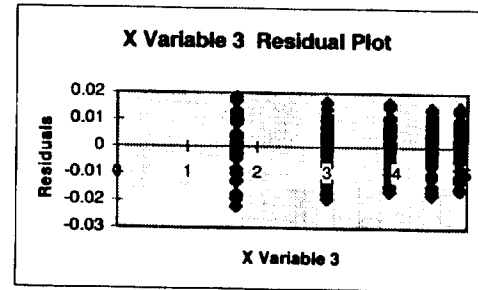
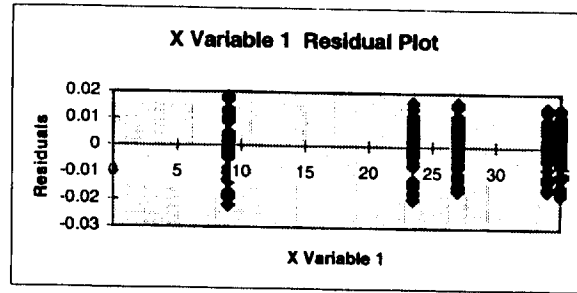
Results  
9/18/97

Uniform Partial Basket  
SUMMARY OUTPUT

Regression Statistics	
Multiple R	0.995041869
R Square	0.990108321
Adjusted R Square	0.989697723
Standard Error	0.008305465
Observations	277

ANOVA					
	df	SS	MS	F	Significance F
Regression	11	1.829727825	0.166338893	2411.3812	1.68E-258
Residual	265	0.0182799	6.89808E-05		
Total	276	1.848007725			

	Coefficients	Standard Error	t Stat	P-value	Lower 95%	Upper 95%
Intercept	2.354976387	0.354743738	6.638528414	1.783E-10	1.6565016	3.053451194
X Variable 1	-0.006673711	0.001232013	-5.416916546	1.361E-07	-0.0090995	-0.00424793
X Variable 2	-1.8096E-05	2.02782E-05	-0.892387815	0.3729947	-5.802E-05	2.18308E-05
X Variable 3	0.141798128	0.014031672	10.10557599	1.608E-20	0.1141704	0.169425872
X Variable 4	-0.007135429	0.001699301	-4.19903733	3.664E-05	-0.0104813	-0.00378958
X Variable 5	-0.519303857	0.113075297	-4.592549142	6.773E-06	-0.7419441	-0.29666357
X Variable 6	0.059471337	0.011907475	4.994453911	1.072E-06	0.036026	0.082916632
X Variable 7	-0.002240619	0.000414146	-5.410213763	1.408E-07	-0.0030561	-0.00142518
X Variable 8	-0.005088912	0.000104812	-48.55261	6.55E-134	-0.0052953	-0.00488254
X Variable 9	-0.074906035	0.001221072	-61.34446422	1.28E-158	-0.0773103	-0.0725018
X Variable 10	0.010646202	0.000328356	32.42271859	3.212E-94	0.0099997	0.011292721
X Variable 11	-0.000523338	2.37882E-05	-21.99993668	9.892E-62	-0.0005702	-0.0004765



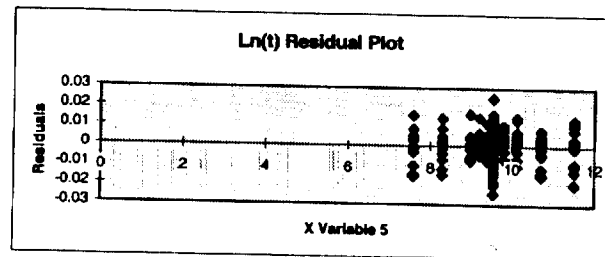
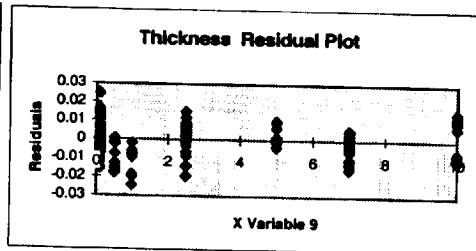

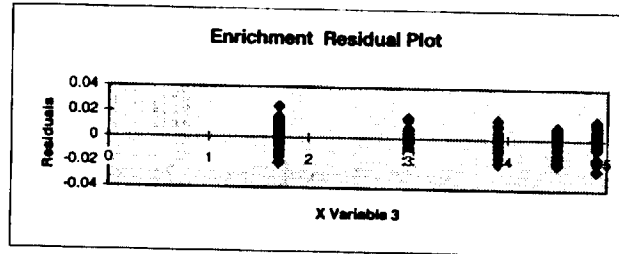
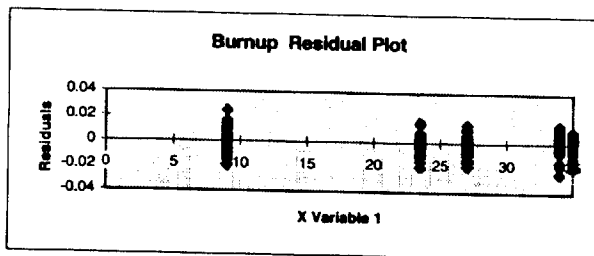
Settled Partial Basket  
SUMMARY OUTPUT

Regression Statistics	
Multiple R	0.992865556
R Square	0.985782012
Adjusted R Square	0.984971661
Standard Error	0.008464755
Observations	205

ANOVA

	df	SS	MS	F	Significance F
Regression	11	0.958801773	0.087163798	1216.4867	9.72E-172
Residual	193	0.01382885	7.16521E-05		
Total	204	0.972630623			

	Coefficients	Standard Error	t Stat	P-value	Lower 95%	Upper 95%
Intercept	1.720946107	0.432079673	3.982936976	9.638E-05	0.8687423	2.5731499
X Variable 1	-0.00672374	0.001496255	-4.493712739	1.205E-05	-0.0096748	-0.00377263
X Variable 2	-1.66674E-05	2.46444E-05	-0.676314577	0.4996506	-6.527E-05	3.19395E-05
X Variable 3	0.133476406	0.01714927	7.783212173	4.189E-13	0.0996524	0.167300429
X Variable 4	-0.006049678	0.002077096	-2.912565334	0.0040073	-0.0101464	-0.00195296
X Variable 5	-0.312320817	0.138294695	-2.258371641	0.0250414	-0.5850836	-0.03955801
X Variable 6	0.037442246	0.014614303	2.562027427	0.0111693	0.008618	0.066266478
X Variable 7	-0.001471468	0.000509727	-2.886773898	0.0043358	-0.0024768	-0.00046612
X Variable 8	-0.016796768	0.000564584	-29.75067842	5.076E-74	-0.0179103	-0.01568322
X Variable 9	-0.066316014	0.001541148	-43.03026023	7.28E-101	-0.0693557	-0.06327636
X Variable 10	0.009403563	0.000391812	24.00021364	7.664E-60	0.0086308	0.010176345
X Variable 11	-0.000469048	2.79796E-05	-16.7639454	1.628E-39	-0.0005242	-0.00041386





9/18/77

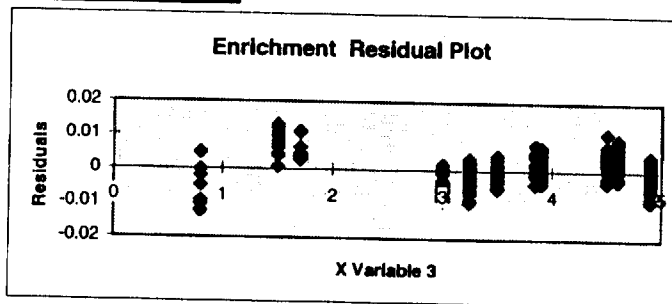
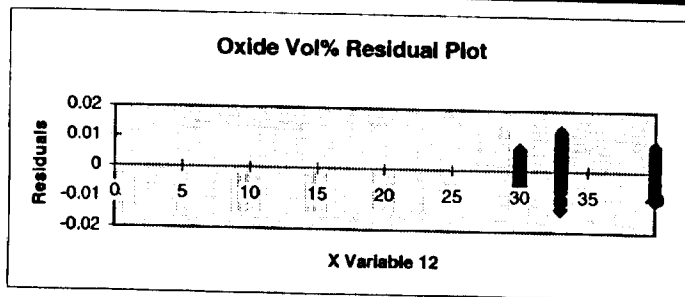
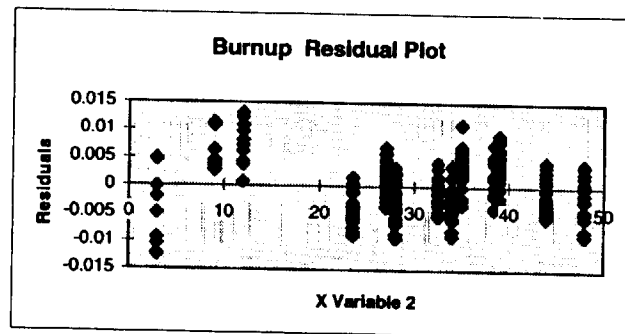
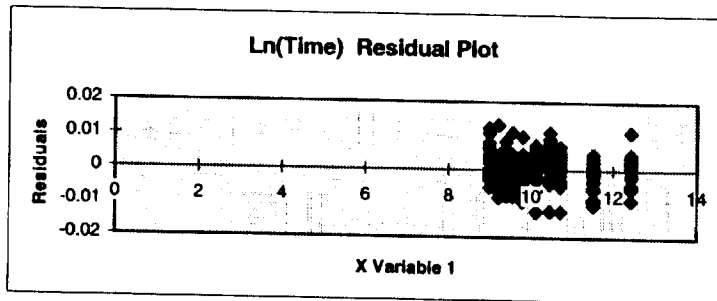
Uniform Fully Degraded  
SUMMARY OUTPUT

Regression Statistics	
Multiple R	0.99641958
R Square	0.99285198
Adjusted R Square	0.992537781
Standard Error	0.004626123
Observations	286

ANOVA

	df	SS	MS	F	Significance F
Regression	12	0.811513372	0.067626	3159.95	5.3E-285
Residual	273	0.005842476	2.14E-05		
Total	285	0.817355848			

	Coefficients	Standard Error	t Stat	P-value	Lower 95%	Upper 95%
Intercept	-5.129549974	0.366446592	-13.9981	6.29E-34	-5.85097	-4.40813
X Variable 1	1.656153648	0.104182231	15.8967	9.9E-41	1.451051	1.861256
X Variable 2	-0.008528523	0.001109171	-7.6891	2.69E-13	-0.01071	-0.00634
X Variable 3	0.29265999	0.013658923	21.42629	2.03E-60	0.26577	0.31955
X Variable 4	-0.153971134	0.009819366	-15.6804	5.95E-40	-0.1733	-0.13464
X Variable 5	0.004670704	0.000306635	15.23214	2.43E-38	0.004067	0.005274
X Variable 6	6.8964E-05	2.78252E-05	2.478476	0.013799	1.42E-05	0.000124
X Variable 7	-1.63227E-07	2.9327E-07	-0.55658	0.578273	-7.4E-07	4.14E-07
X Variable 8	-0.067137238	0.003484692	-19.2663	8.08E-53	-0.074	-0.06028
X Variable 9	0.005360828	0.000336412	15.9353	7.19E-41	0.004699	0.006023
X Variable 10	-0.000408151	6.53331E-05	-6.24723	1.6E-09	-0.00054	-0.00028
X Variable 11	0.007237075	0.000631663	11.45718	4.47E-25	0.005994	0.008481
X Variable 12	-0.005259776	7.8362E-05	-67.1215	1E-171	-0.00541	-0.00511



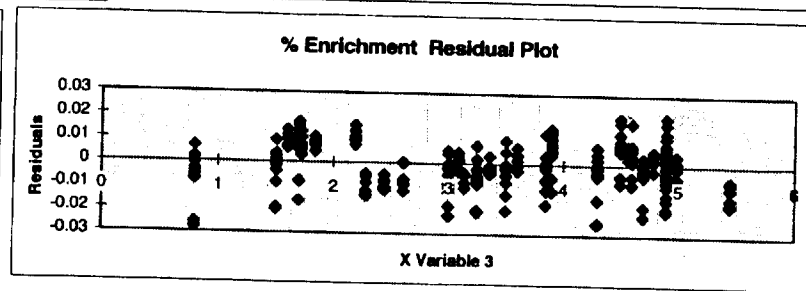

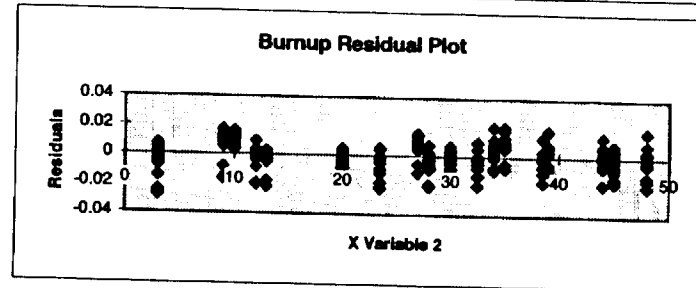
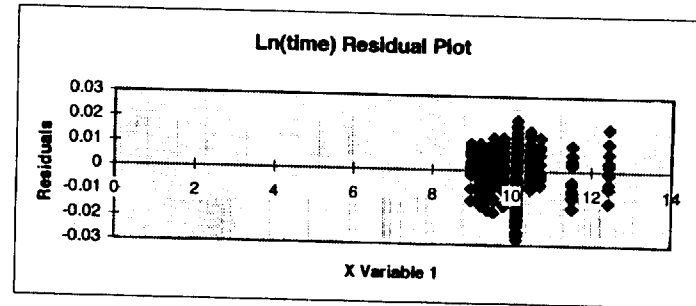
III-10

Settled Fully Degraded  
 SUMMARY OUTPUT

Regression Statistics	
Multiple R	0.995550944
R Square	0.991121681
Adjusted R Square	0.990727089
Standard Error	0.009056213
Observations	283

ANOVA					
	df	SS	MS	F	Significance F
Regression	12	2.472027502	0.206002	2511.764	4.2221E-269
Residual	270	0.02214405	8.2E-05		
Total	282	2.494171552			

	Coefficients	Standard Error	t Stat	P-value	Lower 95%	Upper 95%
Intercept	-1.251608633	0.884870087	-1.41445	0.158381	-2.993730002	0.490513
X Variable 1	0.683154458	0.25309973	2.699151	0.00739	0.184854817	1.181454
X Variable 2	-0.006651329	0.001081443	-6.15042	2.77E-09	-0.00878046	-0.00452
X Variable 3	0.26614457	0.014619545	18.20471	7.24E-49	0.237361789	0.294927
X Variable 4	-0.064028158	0.023965951	-2.67163	0.008007	-0.111212028	-0.01684
X Variable 5	0.001926314	0.000751819	2.562204	0.010944	0.000446142	0.003406
X Variable 6	-2.67041E-05	2.90459E-05	-0.91937	0.358721	-8.38894E-05	3.05E-05
X Variable 7	6.12197E-07	3.63912E-07	1.682266	0.093673	-1.04269E-07	1.33E-06
X Variable 8	-0.061827644	0.003901712	-15.8463	1.96E-40	-0.069509287	-0.05415
X Variable 9	0.005203523	0.000408744	12.73053	2.14E-29	0.004398794	0.006008
X Variable 10	-0.000136497	8.49922E-05	-1.606	0.109444	-0.000303829	3.08E-05
X Variable 11	0.005084904	0.000888969	5.720004	2.82E-08	0.003334714	0.006835
X Variable 12	-0.140917688	0.001980737	-71.1441	6.4E-177	-0.144817339	-0.13702



III-11

BORON

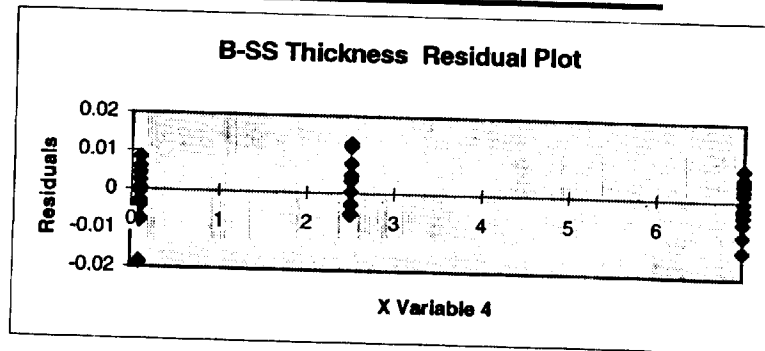

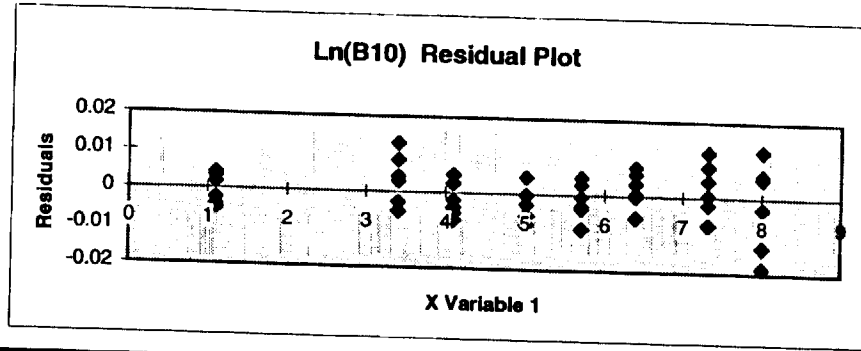
Partial Basket with boron in solution  
SUMMARY OUTPUT

Regression Statistics	
Multiple R	0.99703497
R Square	0.994078732
Adjusted R Square	0.993373819
Standard Error	0.006760657
Observations	48

ANOVA

	df	SS	MS	F	Significance F
Regression	5	0.322279894	0.064456	1410.2151	1.301E-45
Residual	42	0.001919673	4.57E-05		
Total	47	0.324199567			

	Coefficients	Standard Error	t Stat	P-value	Lower 95%	Upper 95%	Lower 95.0%	Upper 95.0%
Intercept	6.37971E-03	0.012681049	0.50309	0.6175294	-0.019212	0.031971	-0.0192117	0.031971107
X Variable 1	-6.07375E-02	0.006942822	-8.74824	5.19E-11	-0.074749	-0.04673	-0.07474865	-0.046726279
X Variable 2	2.08433E-02	0.001744647	11.94698	4.284E-15	0.0173224	0.024364	0.017322424	0.024364106
X Variable 3	-2.21564E-03	0.000126828	-17.4696	7.092E-21	-0.002472	-0.00196	-0.00247159	-0.001959691
X Variable 4	3.59713E-04	0.00035207	1.021708	0.3127681	-0.000351	0.00107	-0.00035079	0.00107022
X Variable 5	4.23685E-03	0.00112191	3.776465	0.0004944	0.0019727	0.006501	0.001972747	0.006500962



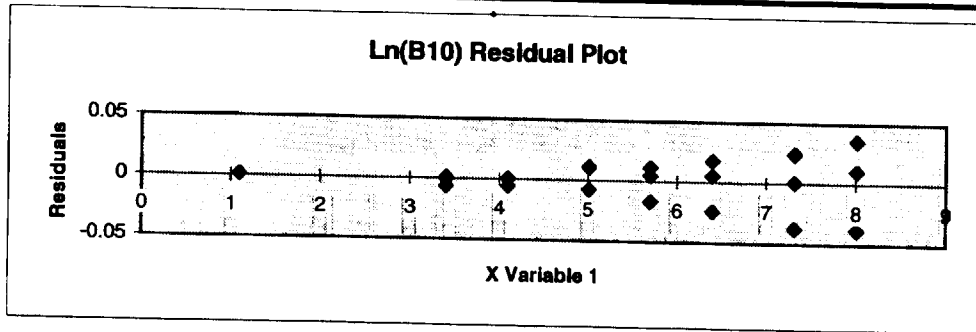
BORON

delta k/k for settled fully degraded w/ boron in solution  
 SUMMARY OUTPUT

Regression Statistics	
Multiple R	0.988368462
R Square	0.976872217
Adjusted R Square	0.973017587
Standard Error	0.019050954
Observations	22

ANOVA					
	df	SS	MS	F	Significance F
Regression	3	0.275936868	0.091979	253.4282	6.60187E-15
Residual	18	0.006532899	0.000363		
Total	21	0.282469768			

	Coefficients	Standard Error	t Stat	P-value	Lower 95%	Upper 95%
Intercept	2.32558E-02	0.043044893	0.540269	0.595634	-0.067178234	0.113689835
X Variable 1	-3.56383E-02	0.032758847	-1.0879	0.290992	-0.104462179	0.033185493
X Variable 2	1.42821E-02	0.007630414	1.871739	0.077585	-0.001748772	0.030313062
X Variable 3	-1.91685E-03	0.000536617	-3.5721	0.002178	-0.003044241	-0.000789458



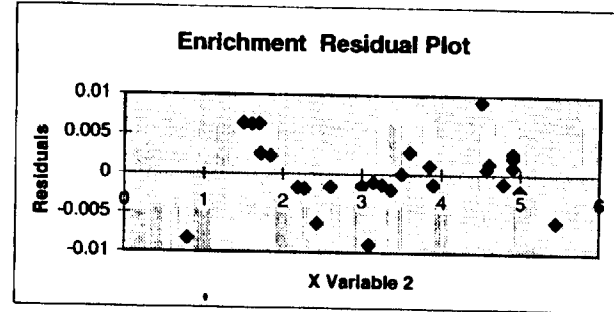
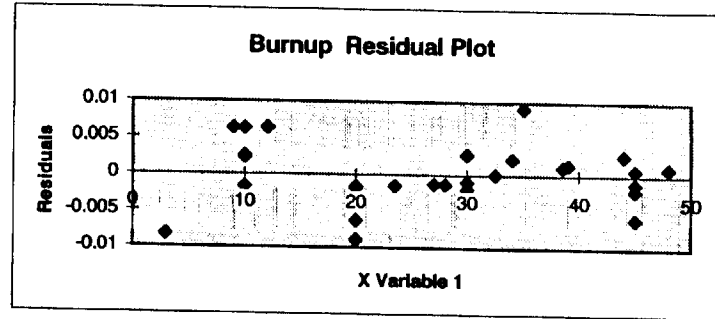
SET LOADCURVE  
LOADCURVE 9A  
9/18/97

Second Fit  
SUMMARY OUTPUT

Regression Statistics	
Multiple R	0.995022923
R Square	0.990070618
Adjusted R Square	0.987233651
Standard Error	0.004825666
Observations	28

ANOVA					
	df	SS	MS	F	Significance F
Regression	6	0.048762	0.008127	348.9892	6.55E-20
Residual	21	0.000489	2.33E-05		
Total	27	0.049251			

	Coefficients	Standard Error	t Stat	P-value	Lower 95%	Upper 95%
Intercept	0.640653056	0.014292	44.82526	2.46E-22	0.610931	0.670375
X Variable 1	-0.010291212	0.002021	-5.09198	4.83E-05	-0.01449	-0.00609
X Variable 2	0.300169252	0.025446	11.79613	9.98E-11	0.247251	0.353088
X Variable 3	-2.54581E-05	7.76E-05	-0.32797	0.746183	-0.00019	0.000136
X Variable 4	-0.049092949	0.00797	-6.15954	4.12E-06	-0.06567	-0.03252
X Variable 5	9.92035E-07	8.98E-07	1.10488	0.28171	-8.8E-07	2.86E-06
X Variable 6	0.003645209	0.000781	4.666798	0.000132	0.002021	0.00527



III-14

Units Definition

$$\mu\text{m} := 10^{-6} \cdot \text{m}$$

Estimated Average Boride Particle Surface Area for 304B6B

$$\text{B5B} := 24.13 \cdot \mu\text{m}^2 \quad \text{B7B} := 32.82 \cdot \mu\text{m}^2 \quad \text{B6B} := \frac{\text{B5B} + \text{B7B}}{2} \quad \text{B6B} = 28.475 \cdot \mu\text{m}^2$$

Estimated Max. Boride Particle Surface Area for 304B6B

$$\text{MB5B} := 456 \cdot \mu\text{m}^2 \quad \text{MB7B} := 597 \cdot \mu\text{m}^2 \quad \text{MB6B} := \frac{\text{MB5B} + \text{MB7B}}{2} \quad \text{MB6B} = 526.5 \cdot \mu\text{m}^2$$

Assumed Boride Density based on CrB in CRC

$$\rho\text{B} := 6.2 \cdot \frac{\text{gm}}{\text{cm}^3}$$

Assume Boride particles are spherical

$$r := \sqrt{\frac{\text{B6B}}{4 \cdot \pi}} \quad r = 1.505 \cdot 10^{-6} \cdot \text{m}$$

Assume Boride particles are spherical

$$\text{Mr} := \sqrt{\frac{\text{MB6B}}{4 \cdot \pi}} \quad \text{Mr} = 6.473 \cdot 10^{-6} \cdot \text{m}$$

Average Boride Particle Mass

$$m\text{B} := \frac{4}{3} \cdot \pi \cdot r^3 \cdot \rho\text{B} \quad m\text{B} = 8.859 \cdot 10^{-11} \cdot \text{gm}$$

Max. Boride Particle Mass

$$\text{MmB} := \frac{4}{3} \cdot \pi \cdot \text{Mr}^3 \cdot \rho\text{B} \quad \text{MmB} = 7.043 \cdot 10^{-9} \cdot \text{gm}$$

Time To Boride Particle Oxidation

Function for determining spherical surface area as a function material mass & density:  $s(m, \rho) := 4 \cdot \pi \cdot \left( \frac{3 \cdot m}{4 \cdot \pi \cdot \rho} \right)^{\frac{2}{3}}$

Corrosion Rate  $CR4 := 0.01 \cdot \frac{\mu\text{m}}{\text{yr}} \cdot \rho B$   $i := 0..10000$

Iterating Equation for Average Boride Particle Corrosion

$t_0 := 0$   $MB_0 := mB \cdot \text{gm}^{-1}$   $SA_0 := B6B \cdot \mu\text{m}^{-2}$   $FB_0 := 1$

$$\begin{bmatrix} t_{i+1} \\ MB_{i+1} \\ SA_{i+1} \\ FB_{i+1} \end{bmatrix} := \begin{bmatrix} t_i + 1 \\ MB_i - \left( CR4 \cdot SA_i \cdot \mu\text{m}^2 \cdot 1 \cdot \text{yr} \right) \cdot \text{gm}^{-1} \\ s \left[ \left[ MB_i \cdot \text{gm} - \left( CR4 \cdot SA_i \cdot \mu\text{m}^2 \cdot 1 \cdot \text{yr} \right) \right], \rho B \right] \cdot \mu\text{m}^{-2} \\ \frac{MB_i - \left( CR4 \cdot SA_i \cdot \mu\text{m}^2 \cdot 1 \cdot \text{yr} \right) \cdot \text{gm}^{-1}}{MB_0} \end{bmatrix}$$

Average Boride Particle RESULTS:

j := 0,5..110

Time Since  
Exposure (yrs)

Fraction of Boride  
Particle Remaining

$t_j$	$FB_j$
0	1
5	0.903
10	0.812
15	0.728
20	0.65
25	0.577
30	0.51
35	0.449
40	0.393
45	0.341
50	0.294
55	0.252
60	0.214
65	0.18
70	0.15
75	0.123
80	0.1
85	0.079
90	0.062
95	0.047
100	0.035
105	0.025
110	0.018



Iterating Equation for Maximum Boride Particle Corrosion

$$t_0 := 0 \quad MB_0 := MmB \cdot gm^{-1} \quad SA_0 := MB_0 B \cdot \mu m^{-2} \quad FB_0 := 1$$

$$\begin{bmatrix} t_{i+1} \\ MB_{i+1} \\ SA_{i+1} \\ FB_{i+1} \end{bmatrix} := s \left[ \begin{array}{c} t_i + 1 \\ MB_i - \left( CR4 \cdot SA_i \cdot \mu m^2 \cdot 1 \cdot yr \right) \cdot gm^{-1} \\ \left[ MB_i \cdot gm - \left( CR4 \cdot SA_i \cdot \mu m^2 \cdot 1 \cdot yr \right) \right] \cdot \rho B \cdot \mu m^{-2} \\ \frac{MB_i - \left( CR4 \cdot SA_i \cdot \mu m^2 \cdot 1 \cdot yr \right) \cdot gm^{-1}}{MB_0} \end{array} \right]$$

Average Boride Particle RESULTS:

j := 0, 25.. 500

Time Since  
Exposure (yrs)

Fraction of Boride  
Particle Remaining

t <sub>j</sub>	FB <sub>j</sub>
0	1
25	0.888
50	0.785
75	0.691
100	0.604
125	0.525
150	0.453
175	0.388
200	0.329
225	0.277
250	0.23
275	0.189
300	0.154
325	0.123
350	0.096
375	0.074
400	0.055
425	0.04
450	0.028
475	0.018
500	0.011

```
BEGIN {intable=0}
/O.*, grams/ {intable=1; print $0}
/basis/ {if (intable) print $0}
/charge/ {if (intable) print $0}
/initial/ {if (intable) print $0}
/o 16/ {if (intable) print $0}
/mo 95/ {if (intable) print $0}
/ru101/ {if (intable) print $0}
/tc 99/ {if (intable) print $0}
/rh103/ {if (intable) print $0}
/ag109/ {if (intable) print $0}
/nd143/ {if (intable) print $0}
/nd145/ {if (intable) print $0}
/sm147/ {if (intable) print $0}
/sm149/ {if (intable) print $0}
/sm150/ {if (intable) print $0}
/sm151/ {if (intable) print $0}
/sm152/ {if (intable) print $0}
/eu151/ {if (intable) print $0}
/eu153/ {if (intable) print $0}
/gd155/ {if (intable) print $0}
/u233/ {if (intable) print $0}
/u234/ {if (intable) print $0}
/u235/ {if (intable) print $0}
/u236/ {if (intable) print $0}
/u238/ {if (intable) print $0}
/np237/ {if (intable) print $0}
/pu238/ {if (intable) print $0}
/pu239/ {if (intable) print $0}
/pu240/ {if (intable) print $0}
/pu241/ {if (intable) print $0}
/pu242/ {if (intable) print $0}
/am241/ {if (intable) print $0}
/am242m/ {if (intable) print $0}
/am243/ {if (intable) print $0}
/total/ {if (intable) print $0}
/O.*curies/ {intable=0}
/O.*fraction/ {intable=0}
/O.*element/ {intable=0}
```

```
=sas2h      parm='halt8,skipcellwt,skipshipdata'
SAS2H: Babcock Wilcox 15x15, 4.9wt%, 34gwd/mtu burn High Temp
44group    latticecell
/
/ mixtures of fuel-pin-unit-cell:
/   den=mass UO2/ Volume assembly = 526377.3 g/5.157524E4
uo2 1 den=10.2060 1 975 92235 4.9 92234 0.0433 92236 0.0225 92238 95.0342 end
kr-83      1 0 1-20 975 end
kr-85      1 0 1-20 975 end
sr-90      1 0 1-20 975 end
y-89       1 0 1-20 975 end
mo-95      1 0 1-20 975 end
zr-93      1 0 1-20 975 end
zr-94      1 0 1-20 975 end
zr-95      1 0 1-20 975 end
nb-94      1 0 1-20 975 end
tc-99      1 0 1-20 975 end
rh-103     1 0 1-20 975 end
rh-105     1 0 1-20 975 end
ru-101     1 0 1-20 975 end
ru-106     1 0 1-20 975 end
pd-105     1 0 1-20 975 end
pd-108     1 0 1-20 975 end
ag-109     1 0 1-20 975 end
sb-124     1 0 1-20 975 end
xe-131     1 0 1-20 975 end
xe-132     1 0 1-20 975 end
xe-135     1 0 1-20 975 end
xe-136     1 0 1-20 975 end
cs-134     1 0 1-20 975 end
cs-135     1 0 1-20 975 end
cs-137     1 0 1-20 975 end
ba-136     1 0 1-20 975 end
la-139     1 0 1-20 975 end
pr-141     1 0 1-20 975 end
pr-143     1 0 1-20 975 end
ce-144     1 0 1-20 975 end
nd-143     1 0 1-20 975 end
nd-145     1 0 1-20 975 end
pm-147     1 0 1-20 975 end
pm-148     1 0 1-20 975 end
nd-147     1 0 1-20 975 end
sm-147     1 0 1-20 975 end
sm-149     1 0 1-20 975 end
sm-150     1 0 1-20 975 end
sm-151     1 0 1-20 975 end
sm-152     1 0 1-20 975 end
gd-155     1 0 1-20 975 end
eu-153     1 0 1-20 975 end
eu-154     1 0 1-20 975 end
eu-155     1 0 1-20 975 end
h2o        3 den=0.6272 1 607.6 end
arbm-bormod 0.6272 1 1 0 0 5000 100 3 552.6e-6 607.6 end
arbm-zirc4 6.56 5 0 0 0 8016 0.12 24000 0.10 26000 0.20 50000 1.40
           40000 98.18 2 1.0 650.0 end
/
/ 1050 ppm boron
/ -----
end comp
/
/ -----
/ fuel-pin-cell geometry:
/
squarepitch 1.44272 0.936244 1 3 1.0922 2 0.95758 0 end
/
/ -----
/
/ assembly and cycle parameters:
```

```
,
npin/assm=208 fuelngth=360.172 ncycles=1 nlib/cyc=8
printlevel=7 inplevel=2 numztotal=4 end
3 0.63246 2 0.67310 3 0.814 500 2.961
power=7.25 burn=2176 down=3652.5
end
end
=origens
0$$ a8 26 a11 71 e
1$$ 1 1t
b&w 15x15, 4.9%/34 Decay
3$$ 21 0 1 e
2t
35$$ 0 t
,
56$$ 0 7 a13 -1 a15 3 0 4 e 5t
Part B B&W 15x15, 4.9wt%, 34gwd/mtu decay
per B&W assembly, 0.409 mthm for grams
60** 0 1 90 365.25 730.5 1826.25 3652.5
65$$ a25 1 0 0 1 0 0 0 a46 1 0 0 1 0 0 0 e
6t
,
56$$ 0 10 a10 7 a14 5 a17 4 e 57** 10 e 5t
60** 15 20 30 50 100 150 200 250 300 400
65$$ a25 1 0 0 1 0 0 0 a46 1 0 0 1 0 0 0 e
6t
,
56$$ 0 10 a10 10 a14 5 a17 4 e 57** 400 e 5t
60** 500 1+3 2+3 4+3 6+3 8+3 1+4 1.2+4 1.4+4 1.5+4
65$$ a25 1 0 0 1 0 0 0 a46 1 0 0 1 0 0 0 e
6t
,
56$$ 0 10 a10 10 a14 5 a17 4 e 57** 1.5+4 e 5t
60** 1.6+4 1.7+4 1.8+4 1.9+4 2.0+4 2.1+4 2.2+4 2.3+4 2.4+4 2.5+4
65$$ a25 1 0 0 1 0 0 0 a46 1 0 0 1 0 0 0 e
6t
,
56$$ 0 10 a10 10 a14 5 a17 4 e 57** 2.5+4 e 5t
60** 3.5+4 4.5+4 5+4 5.5+4 6+4 6.5+4 7+4 1+5 2+5 2.5+5
65$$ a25 1 0 0 1 0 0 0 a46 1 0 0 1 0 0 0 e
6t
,
56$$ 0 3 a10 10 a14 5 a17 4 e 57** 2.5+5 e 5t
60** 3+5 5+5 999999
65$$ a25 1 0 0 1 0 0 0 a46 1 0 0 1 0 0 0 e
6t
,
56$$ f0 t
end
```

AUCF-21 BW15x15 Assys, part deg, uniform case, 30% Fe203

C Advanced Uncanistered Fuel Waste Package

C THICKNESS = 7 mm

C CELL SPECIFICATIONS

C Assembly Sub-lattices - 1/2 Model

1 0 1 3 -13 -20 FILL=1 (0 -75 0) IMP:N=1

C ASSEMBLY LATTICE

5 1 -2.2720 -61 60 -63 62 IMP:N=1 LAT=1 U=1  
 FILL=0:3 0:7 0:0 1 1 1 1 68 66 1 1 58 58 66 1  
 58 58 64 1 58 58 62 1 60 62 1 1  
 1 1 1 1 1 1 1 1 \$ 1/2 model

C FULL ASSEMBLY LATTICE POSITIONS

C Code: boron in [B=] all panels [all], left [l], bottom, [b], right [r], top [t]

C WET FULL ASSEMBLY LATTICE B=all

6 1 -2.2720 -46 44 -47 45 IMP:N=1 FILL=56 U=58

C LEFT SIDE OF ASSEMBLY OUTSIDE LATTICE

7 1 -2.2720 -44 -64 -65 IMP:N=1 FILL=8 U=58

C BOTTOM OF ASSEMBLY OUTSIDE LATTICE

8 1 -2.2720 64 -65 -45 IMP:N=1 FILL=9 U=58

C RIGHT SIDE OF ASSEMBLY OUTSIDE LATTICE

9 1 -2.2720 46 64 65 IMP:N=1 FILL=10 U=58

C TOP OF ASSEMBLY OUTSIDE LATTICE

10 1 -2.2720 -64 65 47 IMP:N=1 FILL=11 U=58

C WET FULL ASSEMBLY LATTICE B=lbr

16 1 -2.2720 -46 44 -47 45 IMP:N=1 FILL=56 U=60

C LEFT SIDE OF ASSEMBLY OUTSIDE LATTICE

17 1 -2.2720 -44 -64 -65 IMP:N=1 FILL=8 U=60

C BOTTOM OF ASSEMBLY OUTSIDE LATTICE

18 1 -2.2720 64 -65 -45 IMP:N=1 FILL=9 U=60

C RIGHT SIDE OF ASSEMBLY OUTSIDE LATTICE

19 1 -2.2720 46 64 65 IMP:N=1 FILL=10 U=60

C TOP OF ASSEMBLY OUTSIDE LATTICE

20 1 -2.2720 -64 65 47 IMP:N=1 FILL=19 U=60

C WET FULL ASSEMBLY LATTICE B=lb

26 1 -2.2720 -46 44 -47 45 IMP:N=1 FILL=56 U=62

C LEFT SIDE OF ASSEMBLY OUTSIDE LATTICE

27 1 -2.2720 -44 -64 -65 IMP:N=1 FILL=8 U=62

C BOTTOM OF ASSEMBLY OUTSIDE LATTICE

28 1 -2.2720 64 -65 -45 IMP:N=1 FILL=9 U=62

C RIGHT SIDE OF ASSEMBLY OUTSIDE LATTICE

29 1 -2.2720 46 64 65 IMP:N=1 FILL=18 U=62

C TOP OF ASSEMBLY OUTSIDE LATTICE

30 1 -2.2720 -64 65 47 IMP:N=1 FILL=19 U=62

C WET FULL ASSEMBLY LATTICE B=lbt

36 1 -2.2720 -46 44 -47 45 IMP:N=1 FILL=56 U=64

C LEFT SIDE OF ASSEMBLY OUTSIDE LATTICE

37 1 -2.2720 -44 -64 -65 IMP:N=1 FILL=8 U=64

C BOTTOM OF ASSEMBLY OUTSIDE LATTICE

38 1 -2.2720 64 -65 -45 IMP:N=1 FILL=9 U=64

C RIGHT SIDE OF ASSEMBLY OUTSIDE LATTICE

39 1 -2.2720 46 64 65 IMP:N=1 FILL=18 U=64

C TOP OF ASSEMBLY OUTSIDE LATTICE

40 1 -2.2720 -64 65 47 IMP:N=1 FILL=11 U=64

C WET FULL ASSEMBLY LATTICE B=lt

46 1 -2.2720 -46 44 -47 45 IMP:N=1 FILL=56 U=66

C LEFT SIDE OF ASSEMBLY OUTSIDE LATTICE

47 1 -2.2720 -44 -64 -65 IMP:N=1 FILL=8 U=66

C BOTTOM OF ASSEMBLY OUTSIDE LATTICE

48 1 -2.2720 64 -65 -45 IMP:N=1 FILL=17 U=66

C RIGHT SIDE OF ASSEMBLY OUTSIDE LATTICE

49 1 -2.2720 46 64 65 IMP:N=1 FILL=18 U=66

C TOP OF ASSEMBLY OUTSIDE LATTICE

50 1 -2.2720 -64 65 47 IMP:N=1 FILL=11 U=66

C WET FULL ASSEMBLY LATTICE B=lrt

56 1 -2.2720 -46 44 -47 45 IMP:N=1 FILL=56 U=68

C LEFT SIDE OF ASSEMBLY OUTSIDE LATTICE

57 1 -2.2720 -44 -64 -65 IMP:N=1 FILL=8 U=68

C BOTTOM OF ASSEMBLY OUTSIDE LATTICE

58 1 -2.2720 64 -65 -45 IMP:N=1 FILL=17 U=68

C RIGHT SIDE OF ASSEMBLY OUTSIDE LATTICE

59 1 -2.2720 46 64 65 IMP:N=1 FILL=10 U=68  
 C TOP OF ASSEMBLY OUTSIDE LATTICE  
 60 1 -2.2720 -64 65 47 IMP:N=1 FILL=11 U=68  
 C EMPTY ASSEMBLY LATTICE POSITIONS - Corner Guides and Spacers  
 C BARRIER CELLS  
 C Basket Material-Lid Gap  
 76 3 -1.0000 1 -20 13 -14 IMP:N=1 \$ 1/2 model  
 C 76 1 -2.2720 1 2 -20 13 -14 IMP:N=1 \$ 1/4 model  
 C Inner Barrier  
 77 5 -8.4425 1 3 20 -21 -14 IMP:N=1 \$ 1/2 model  
 C 77 5 -8.4425 1 2 3 20 -21 -14 IMP:N=1 \$ 1/4 model  
 C Inner Lid  
 78 5 -8.4425 1 14 -15 -21 IMP:N=1 \$ 1/2 model  
 C 78 5 -8.4425 1 2 14 -15 -21 IMP:N=1 \$ 1/4 model  
 C Gap between Inner and Outer Barrier Lids  
 79 3 -1.0000 1 15 -16 -21 IMP:N=1 \$ 1/2 model  
 C 79 1 -2.2720 1 2 15 -16 -21 IMP:N=1 \$ 1/4 model  
 C Gap between Inner and Outer Barriers  
 80 3 -1.0000 21 -22 1 3 -16 IMP:N=1 \$ 1/2 model  
 C 80 1 -2.2720 21 -22 1 2 3 -16 IMP:N=1 \$ 1/4 model  
 C Outer Barrier  
 81 7 -7.8320 22 -24 1 3 -16 IMP:N=1 \$ 1/2 model  
 C 81 7 -7.8320 22 -24 1 2 3 -16 IMP:N=1 \$ 1/4 model  
 C Outer Barrier Lid  
 82 7 -7.8320 1 -24 16 -17 IMP:N=1 \$ 1/2 model  
 C 82 7 -7.8320 1 2 -24 16 -17 IMP:N=1 \$ 1/4 model  
 C 12" of Water around Container  
 83 3 -1.0000 24 -25 1 3 -17 IMP:N=1 \$ 1/2 model  
 C 83 1 -2.2720 24 -25 1 2 3 -17 IMP:N=1 \$ 1/4 model  
 C 12" of Water above Container  
 84 3 -1.0000 17 -19 1 -25 IMP:N=1 \$ 1/2 model  
 C 84 1 -2.2720 17 -58 1 2 -59 IMP:N=1 \$ 1/4 model  
 C OUTSIDE WORLD  
 85 0 -1:-3:19:25 IMP:N=0 \$ 1/2 model  
 C 85 0 -1:-2:-3:19:25 IMP:N=0 \$ 1/4 model  
 C WET PIN LATTICE  
 86 1 -2.2720 -26 27 -28 29 IMP:N=1 LAT=1 U=56  
 FILL -8:8 -8:8 0:0 56 16R 56 2 14R 56 56 2 14R 56  
 56 2 4R 4 2 2R 4 2 4R 56  
 56 2 2R 4 2 6R 4 2 2R 56 56 2 14R 56  
 56 2 2 4 2 2 4 2 2R 4 2 2 4 2 2 56  
 56 2 14R 56  
 56 2 6R 6 2 6R 56  
 56 2 14R 56  
 56 2 2 4 2 2 4 2 2R 4 2 2 4 2 2 56  
 56 2 14R 56 56 2 2R 4 2 6R 4 2 2R 56  
 56 2 4R 4 2 2R 4 2 4R 56  
 56 2 14R 56 56 2 14R 56 56 16R  
 C WET FUEL ROD  
 89 2 6.982925E-02 -30 -10 IMP:N=1 U=2  
 90 4 -6.5600 -30 10 -11 IMP:N=1 U=2  
 91 3 -1.0000 -30 11 IMP:N=1 U=2  
 92 1 -2.2720 30 -31 -11 IMP:N=1 U=2  
 93 1 -2.2720 30 -31 11 IMP:N=1 U=2  
 94 4 -6.5600 31 -32 -11 IMP:N=1 U=2  
 95 1 -2.2720 31 -32 11 IMP:N=1 U=2  
 96 1 -2.2720 32 IMP:N=1 U=2  
 C WET CONTROL ROD/GUIDE TUBE  
 105 3 -1.0000 -33 IMP:N=1 U=4 \$ No DCRA Rod  
 C 105 9 -7.8300 -33 IMP:N=1 U=4 \$ DCRA Rod  
 106 1 -2.2720 33 -34 IMP:N=1 U=4  
 107 1 -2.2720 34 -35 IMP:N=1 U=4 \$ No DCRA Cladding  
 C 107 4 -6.5600 34 -35 IMP:N=1 U=4 \$ DCRA Cladding  
 108 1 -2.2720 35 -36 IMP:N=1 U=4  
 109 4 -6.5600 36 -37 IMP:N=1 U=4  
 110 1 -2.2720 37 IMP:N=1 U=4  
 C DRY CONTROL ROD/GUIDE TUBE  
 111 3 -1.0000 -33 IMP:N=1 U=5 \$ No DCRA Rod  
 C 111 9 -7.8300 -33 IMP:N=1 U=5 \$ DCRA Rod  
 112 3 -1.0000 33 -34 IMP:N=1 U=5

```

113 3 -1.0000 34 -35 IMP:N=1 U=5 $ No DCRA Cladding
C 113 4 -6.5600 34 -35 IMP:N=1 U=5 $ DCRA Cladding
114 3 -1.0000 35 -36 IMP:N=1 U=5
115 4 -6.5600 36 -37 IMP:N=1 U=5
116 3 -1.0000 37 IMP:N=1 U=5
C WET INSTRUMENTATION TUBE
117 3 -1.0000 -38 IMP:N=1 U=6
118 4 -6.5600 38 -39 IMP:N=1 U=6
119 1 -2.2720 39 IMP:N=1 U=6
C DRY INSTRUMENTATION TUBE
120 3 -1.0000 -38 IMP:N=1 U=7
121 4 -6.5600 38 -39 IMP:N=1 U=7
122 3 -1.0000 39 IMP:N=1 U=7
C FUEL CELL BASKET STRUCTURE
C Code: boron in [B=] all panels [all], left [l], bottom, [b], right [r], top [t]
C FUEL CELL BASKET STRUCTURE - WET - Borated panels
C WATER GAP - ASSEMBLY LEFT
123 1 -2.2720 52 IMP:N=1 U=8
126 8 -7.7700 -52 IMP:N=1 U=8
C WATER GAP - ASSEMBLY BOTTOM
127 1 -2.2720 53 IMP:N=1 U=9
C SS PANEL - ASSEMBLY BOTTOM
130 8 -7.7700 -53 IMP:N=1 U=9
C WATER GAP - ASSEMBLY RIGHT
131 1 -2.2720 -54 IMP:N=1 U=10
C SS PANEL - ASSEMBLY RIGHT
134 8 -7.7700 54 IMP:N=1 U=10
C WATER GAP - ASSEMBLY TOP
135 1 -2.2720 -55 IMP:N=1 U=11
C SS PANEL - ASSEMBLY TOP
138 8 -7.7700 55 IMP:N=1 U=11
C FUEL CELL BASKET STRUCTURE - DRY - Borated panels
C GAP - ASSEMBLY LEFT
139 3 -1.0000 52 IMP:N=1 U=12
C SS PANEL - ASSEMBLY LEFT
142 8 -7.7700 -52 IMP:N=1 U=12
C GAP - ASSEMBLY BOTTOM
143 3 -1.0000 53 IMP:N=1 U=13
C SS PANEL - ASSEMBLY BOTTOM
146 8 -7.7700 -53 IMP:N=1 U=13
C GAP - ASSEMBLY RIGHT
147 3 -1.0000 -54 IMP:N=1 U=14
C SS PANEL - ASSEMBLY RIGHT
150 8 -7.7700 54 IMP:N=1 U=14
C GAP - ASSEMBLY TOP
151 3 -1.0000 -55 IMP:N=1 U=15
C SS PANEL - ASSEMBLY TOP
154 8 -7.7700 55 IMP:N=1 U=15
C FUEL CELL BASKET STRUCTURE - WET - Unborated panels
C WATER GAP - ASSEMBLY LEFT
155 1 -2.2720 52 IMP:N=1 U=16
C PANEL - ASSEMBLY LEFT
158 1 -2.2720 -52 IMP:N=1 U=16
C WATER GAP - ASSEMBLY BOTTOM
159 1 -2.2720 53 IMP:N=1 U=17
C PANEL - ASSEMBLY BOTTOM
162 1 -2.2720 -53 IMP:N=1 U=17
C WATER GAP - ASSEMBLY RIGHT
163 1 -2.2720 -54 IMP:N=1 U=18
C PANEL - ASSEMBLY RIGHT
166 1 -2.2720 54 IMP:N=1 U=18
C WATER GAP - ASSEMBLY TOP
167 1 -2.2720 -55 IMP:N=1 U=19
C PANEL - ASSEMBLY TOP
170 1 -2.2720 55 IMP:N=1 U=19
C FUEL CELL BASKET STRUCTURE - DRY - Unborated panels
C GAP - ASSEMBLY LEFT
171 3 -1.0000 52 IMP:N=1 U=20
C PANEL - ASSEMBLY LEFT
174 3 -1.0000 -52 IMP:N=1 U=20

```



C GAP - ASSEMBLY BOTTOM  
 175 3 -1.0000 53 IMP:N=1 U=21  
 C PANEL - ASSEMBLY BOTTOM  
 178 3 -1.0000 -53 IMP:N=1 U=21  
 C GAP - ASSEMBLY RIGHT  
 179 3 -1.0000 -54 IMP:N=1 U=22  
 C PANEL - ASSEMBLY RIGHT  
 182 3 -1.0000 54 IMP:N=1 U=22  
 C GAP - ASSEMBLY TOP  
 183 3 -1.0000 -55 IMP:N=1 U=23  
 C PANEL - ASSEMBLY TOP  
 186 3 -1.0000 55 IMP:N=1 U=23

C SURFACE SPECIFICATIONS

1\* PX 0.0  
 3\* PZ 0.00  
 10 PZ 180.0860 \$ TOP ACTIVE FUEL  
 11 PZ 201.2360 \$ TOP FUEL HARDWARE  
 13 PZ 228.75 \$ TOP OF BASKET MATERIAL  
 14 PZ 229.25 \$ TOP RING/WATER GAP  
 15 PZ 231.75 \$ TOP INNER LID  
 16 PZ 234.75 \$ TOP LID GAP  
 17 PZ 245.75 \$ TOP OUTER LID  
 19 PZ 298.75 \$ TOP REFLECTOR REGION  
 20 CZ 71.095 \$ ID OF INNER BARRIER  
 21 CZ 73.095 \$ OD OF INNER BARRIER  
 22 CZ 73.10 \$ ID OF OUTER BARRIER  
 24 CZ 83.10 \$ OD OF OUTER BARRIER  
 25 CZ 113.60 \$ OD OF REFLECTOR REGION

C PIN LATTICE BOUNDS

26 PX 0.72136  
 27 PX -0.72136  
 28 PY 0.72136  
 29 PY -0.72136

C FUEL ROD

30 CZ 0.468122  
 31 CZ 0.478790  
 32 CZ 0.546100

C CONTROL ROD/GUIDE TUBE

33 CZ 0.45340 \$ 0.49022  
 34 CZ 0.46990 \$ 0.50292  
 35 CZ 0.54610 \$ 0.56007  
 36 CZ 0.62230 \$ 0.63246  
 37 CZ 0.67310

C INSTRUMENTATION TUBE

38 CZ 0.56007  
 39 CZ 0.62611

C ASSEMBLY LATTICE BOUNDS Actual

44 PX -10.65 \$ ACTUAL 10.82025  
 45 PY -10.65  
 46 PX 10.65  
 47 PY 10.65  
 52 PX -10.650001 \$ UCF Intact Inside Tube ID  
 53 PY -10.650001  
 54 PX 10.650001  
 55 PY 10.650001  
 60 PX -11.000 \$ ACTUAL 12.30  
 61 PX 11.000  
 62 PY -11.000  
 63 PY 11.000

C 45 degree planes

64 P 1. -1. 0. 0.  
 65 P 1. 1. 0. 0.

C EXTRA CARDS

MODE N

C VOL 88J

KCODE 4000 1. 7 37

KSRC -4.3 -5.7 1. -2.8 -5.7 5. -1.4 -5.7 10. 0. -5.7 5.  
 1.44 -5.7 3. 2.88 -5.7 8. 4.32 -5.7 9.

-5.7	-4.3	2.	-4.3	-4.3	1.	-2.8	-4.3	5.	-1.4	-4.3	10.
0.	-4.3	5.	1.44	-4.3	3.	2.88	-4.3	8.	4.32	-4.3	9.
-5.7	-2.9	2.	-4.3	-2.9	1.				-1.4	-2.9	10.
0.	-2.9	5.				2.88	-2.9	8.	4.32	-2.9	9.
-5.7	-1.4	2.	-4.3	-1.4	1.	-2.8	-1.4	5.	-1.4	-1.4	10.
0.	-1.4	5.	1.44	-1.4	3.	2.88	-1.4	8.	4.32	-1.4	9.
-5.7	0.0	2.	-4.3	0.0	1.	-2.8	0.0	5.	-1.4	0.0	10.
			1.44	0.0	3.	2.88	0.0	8.	4.32	0.0	9.
-5.7	1.4	2.				-2.8	1.4	5.	-1.4	1.4	10.
0.	1.4	5.	1.44	1.4	3.	2.88	1.4	8.	4.32	1.4	9.
-5.7	2.9	2.	-4.3	2.9	1.	-2.8	2.9	5.	-1.4	2.9	10.
0.	2.9	5.	1.44	2.9	3.	2.88	2.9	8.	4.32	2.9	9.
-5.7	4.3	2.	-4.3	4.3	1.	-2.8	4.3	5.	-1.4	4.3	10.
0.	4.3	5.	1.44	4.3	3.	2.88	4.3	8.	4.32	4.3	9.

C MATERIAL SPECIFICATIONS

C WATER AT 300 K d=1.0000 g/cc w/ 30% Fe2O3

M1 1001.50C 4.6815-2 8016.50C 4.1193-2 26000.55C 1.1857-2

MT1 LWTR.01T

C e49b34.sum 2000 years decay

M2 8016.50C .046947

42095.50C 4.794679E-05

44101.50C 4.354501E-05

43099.50C 4.625092E-05

45103.50C 2.608717E-05

47109.50C 3.714096E-06

60143.50C 3.74851E-05

60145.50C 2.799527E-05

62147.50C 1.138963E-05

62149.50C 1.455085E-07

62150.50C 1.043884E-05

62151.50C 1.651142E-13

62152.50C 4.59594E-06

63151.55C 8.136066E-07

63153.55C 3.93607E-06

64155.50C 1.686186E-07

92233.50C 2.231592E-08

92234.50C 1.075017E-05

92235.50C 4.768275E-04

92236.50C 1.417782E-04

92238.50C 2.174501E-02

93237.55C 4.291222E-05

94238.50C 2.04303E-12

94239.55C 1.515774E-04

94240.50C 3.901499E-05

94241.50C 1.802804E-11

94242.50C 7.310671E-06

95241.50C 1.333376E-06

95242.50C 2.531374E-12

95243.50C 1.203514E-06

C WATER AT 300 K d=1.0000 g/cc

M3 1001.50C 6.6878-2 8016.50C 3.3439-2

MT3 LWTR.01T

C ZIRCALOY-4 d=6.56 g/cc

M4 8016.50C -0.0012 24000.50C -0.0010 26000.55C -0.0020

40000.50C -0.9818 50000.35C -0.0140

C ALLOY 625 d=8.4425 g/cc

M5 6000.50C -0.1000 13027.50C -0.4000 14000.50C -0.5000

16032.50C -0.0150 22000.50C -0.4000 24000.50C -21.500

25055.50C -0.5000 26000.55C -5.0000 28000.50C -58.000

41093.50C -1.8200 42000.50C -9.0000 73181.50C -1.8200

15031.50C -0.0150 27059.50C -0.9300

M7 6000.50C -0.00220 14000.50C -0.002750 15031.50C -0.00035

16032.50C -0.00035 25055.50C -0.0090

26000.55C -0.98535

C SS316B6A 1.6% d=7.77 g/cc

M8 5010.50C -0.00288 5011.50C -0.013120

6000.50C -0.00030 7014.50C -0.00100 14000.50C -0.0075

15031.50C -0.00045 16032.50C -0.00030 24000.50C -0.19000

25055.50C -0.02000 26000.55C -0.60445 28000.50C -0.13500

42000.50C -0.02500

C TALLIES  
PRINT

AUCF-21 BW15x15 Assys, part deg, 58% Fe2O3

```

C   Advanced Uncanistered Fuel Waste Package
C   THICKNESS = 7 mm
C   SETTLED CASE - 8 rows
C   CELL SPECIFICATIONS
C   Assembly Sub-lattices - 1/2 Model
1   0   1 3 -13 -20   FILL=1 (0 -75 0) IMP:N=1
C   ASSEMBLY LATTICE
5   1 -3.4592 -61 60 -63 62   IMP:N=1 LAT=1 U=1
    FILL=0:3 0:7 0:0   1 1 1 1 68 66 1 1 58 58 66 80
                        58 58 64 80 58 58 62 80 60 62 80 80
                        80 80 80 56 4R   $ 1/2 model
C   FULL ASSEMBLY LATTICE POSITIONS
C   Code: boron in [B=] all panels [all], left [l], bottom, [b], right [r], top [t]
C   WET FULL ASSEMBLY LATTICE B=all
6   1 -3.4592 -46 44 -47 45   IMP:N=1 FILL=57   U=58
    LEFT SIDE OF ASSEMBLY OUTSIDE LATTICE
7   1 -3.4592 -44 -64 -65   IMP:N=1 FILL=8   U=58
    BOTTOM OF ASSEMBLY OUTSIDE LATTICE
8   1 -3.4592 64 -65 -45   IMP:N=1 FILL=9   U=58
    RIGHT SIDE OF ASSEMBLY OUTSIDE LATTICE
9   1 -3.4592 46 64 65   IMP:N=1 FILL=10   U=58
    TOP OF ASSEMBLY OUTSIDE LATTICE
10  1 -3.4592 -64 65 47   IMP:N=1 FILL=11   U=58
    DRY FULL ASSEMBLY LATTICE B=all
11  3 -1.0000 -46 44 -47 45   IMP:N=1 FILL=57   U=59
    LEFT SIDE OF ASSEMBLY OUTSIDE LATTICE
12  3 -1.0000 -44 -64 -65   IMP:N=1 FILL=12   U=59
    BOTTOM OF ASSEMBLY OUTSIDE LATTICE
13  3 -1.0000 64 -65 -45   IMP:N=1 FILL=13   U=59
    RIGHT SIDE OF ASSEMBLY OUTSIDE LATTICE
14  3 -1.0000 46 64 65   IMP:N=1 FILL=14   U=59
    TOP OF ASSEMBLY OUTSIDE LATTICE
15  3 -1.0000 -64 65 47   IMP:N=1 FILL=15   U=59
    WET FULL ASSEMBLY LATTICE B=lbr
16  1 -3.4592 -46 44 -47 45   IMP:N=1 FILL=57   U=60
    LEFT SIDE OF ASSEMBLY OUTSIDE LATTICE
17  1 -3.4592 -44 -64 -65   IMP:N=1 FILL=8   U=60
    BOTTOM OF ASSEMBLY OUTSIDE LATTICE
18  1 -3.4592 64 -65 -45   IMP:N=1 FILL=9   U=60
    RIGHT SIDE OF ASSEMBLY OUTSIDE LATTICE
19  1 -3.4592 46 64 65   IMP:N=1 FILL=10   U=60
    TOP OF ASSEMBLY OUTSIDE LATTICE
20  1 -3.4592 -64 65 47   IMP:N=1 FILL=19   U=60
    DRY FULL ASSEMBLY LATTICE B=lbr
21  3 -1.0000 -46 44 -47 45   IMP:N=1 FILL=57   U=61
    LEFT SIDE OF ASSEMBLY OUTSIDE LATTICE
22  3 -1.0000 -44 -64 -65   IMP:N=1 FILL=12   U=61
    BOTTOM OF ASSEMBLY OUTSIDE LATTICE
23  3 -1.0000 64 -65 -45   IMP:N=1 FILL=13   U=61
    RIGHT SIDE OF ASSEMBLY OUTSIDE LATTICE
24  3 -1.0000 46 64 65   IMP:N=1 FILL=14   U=61
    TOP OF ASSEMBLY OUTSIDE LATTICE
25  3 -1.0000 -64 65 47   IMP:N=1 FILL=23   U=61
    WET FULL ASSEMBLY LATTICE B=lb
26  1 -3.4592 -46 44 -47 45   IMP:N=1 FILL=57   U=62
    LEFT SIDE OF ASSEMBLY OUTSIDE LATTICE
27  1 -3.4592 -44 -64 -65   IMP:N=1 FILL=8   U=62
    BOTTOM OF ASSEMBLY OUTSIDE LATTICE
28  1 -3.4592 64 -65 -45   IMP:N=1 FILL=9   U=62
    RIGHT SIDE OF ASSEMBLY OUTSIDE LATTICE
29  1 -3.4592 46 64 65   IMP:N=1 FILL=18   U=62
    TOP OF ASSEMBLY OUTSIDE LATTICE
30  1 -3.4592 -64 65 47   IMP:N=1 FILL=19   U=62
    DRY FULL ASSEMBLY LATTICE B=lb
31  3 -1.0000 -46 44 -47 45   IMP:N=1 FILL=57   U=63
    LEFT SIDE OF ASSEMBLY OUTSIDE LATTICE
32  3 -1.0000 -44 -64 -65   IMP:N=1 FILL=12   U=63
    BOTTOM OF ASSEMBLY OUTSIDE LATTICE
33  3 -1.0000 64 -65 -45   IMP:N=1 FILL=13   U=63
    
```

C RIGHT SIDE OF ASSEMBLY OUTSIDE LATTICE  
 34 3 -1.0000 46 64 65 IMP:N=1 FILL=22 U=63  
 C TOP OF ASSEMBLY OUTSIDE LATTICE  
 35 3 -1.0000 -64 65 47 IMP:N=1 FILL=23 U=63  
 C WET FULL ASSEMBLY LATTICE B=lbt  
 36 1 -3.4592 -46 44 -47 45 IMP:N=1 FILL=57 U=64  
 C LEFT SIDE OF ASSEMBLY OUTSIDE LATTICE  
 37 1 -3.4592 -44 -64 -65 IMP:N=1 FILL=8 U=64  
 C BOTTOM OF ASSEMBLY OUTSIDE LATTICE  
 38 1 -3.4592 64 -65 -45 IMP:N=1 FILL=9 U=64  
 C RIGHT SIDE OF ASSEMBLY OUTSIDE LATTICE  
 39 1 -3.4592 46 64 65 IMP:N=1 FILL=18 U=64  
 C TOP OF ASSEMBLY OUTSIDE LATTICE  
 40 1 -3.4592 -64 65 47 IMP:N=1 FILL=11 U=64  
 C DRY FULL ASSEMBLY LATTICE B=lbt  
 41 3 -1.0000 -46 44 -47 45 IMP:N=1 FILL=57 U=65  
 C LEFT SIDE OF ASSEMBLY OUTSIDE LATTICE  
 42 3 -1.0000 -44 -64 -65 IMP:N=1 FILL=12 U=65  
 C BOTTOM OF ASSEMBLY OUTSIDE LATTICE  
 43 3 -1.0000 64 -65 -45 IMP:N=1 FILL=13 U=65  
 C RIGHT SIDE OF ASSEMBLY OUTSIDE LATTICE  
 44 3 -1.0000 46 64 65 IMP:N=1 FILL=22 U=65  
 C TOP OF ASSEMBLY OUTSIDE LATTICE  
 45 3 -1.0000 -64 65 47 IMP:N=1 FILL=15 U=65  
 C WET FULL ASSEMBLY LATTICE B=lt  
 46 1 -3.4592 -46 44 -47 45 IMP:N=1 FILL=57 U=66  
 C LEFT SIDE OF ASSEMBLY OUTSIDE LATTICE  
 47 1 -3.4592 -44 -64 -65 IMP:N=1 FILL=8 U=66  
 C BOTTOM OF ASSEMBLY OUTSIDE LATTICE  
 48 1 -3.4592 64 -65 -45 IMP:N=1 FILL=17 U=66  
 C RIGHT SIDE OF ASSEMBLY OUTSIDE LATTICE  
 49 1 -3.4592 46 64 65 IMP:N=1 FILL=18 U=66  
 C TOP OF ASSEMBLY OUTSIDE LATTICE  
 50 1 -3.4592 -64 65 47 IMP:N=1 FILL=11 U=66  
 C DRY FULL ASSEMBLY LATTICE B=lt  
 51 3 -1.0000 -46 44 -47 45 IMP:N=1 FILL=57 U=67  
 C LEFT SIDE OF ASSEMBLY OUTSIDE LATTICE  
 52 3 -1.0000 -44 -64 -65 IMP:N=1 FILL=12 U=67  
 C BOTTOM OF ASSEMBLY OUTSIDE LATTICE  
 53 3 -1.0000 64 -65 -45 IMP:N=1 FILL=21 U=67  
 C RIGHT SIDE OF ASSEMBLY OUTSIDE LATTICE  
 54 3 -1.0000 46 64 65 IMP:N=1 FILL=22 U=67  
 C TOP OF ASSEMBLY OUTSIDE LATTICE  
 55 3 -1.0000 -64 65 47 IMP:N=1 FILL=15 U=67  
 C WET FULL ASSEMBLY LATTICE B=lrt  
 56 1 -3.4592 -46 44 -47 45 IMP:N=1 FILL=57 U=68  
 C LEFT SIDE OF ASSEMBLY OUTSIDE LATTICE  
 57 1 -3.4592 -44 -64 -65 IMP:N=1 FILL=8 U=68  
 C BOTTOM OF ASSEMBLY OUTSIDE LATTICE  
 58 1 -3.4592 64 -65 -45 IMP:N=1 FILL=17 U=68  
 C RIGHT SIDE OF ASSEMBLY OUTSIDE LATTICE  
 59 1 -3.4592 46 64 65 IMP:N=1 FILL=10 U=68  
 C TOP OF ASSEMBLY OUTSIDE LATTICE  
 60 1 -3.4592 -64 65 47 IMP:N=1 FILL=11 U=68  
 C DRY FULL ASSEMBLY LATTICE B=lrt  
 61 3 -1.0000 -46 44 -47 45 IMP:N=1 FILL=57 U=69  
 C LEFT SIDE OF ASSEMBLY OUTSIDE LATTICE  
 62 3 -1.0000 -44 -64 -65 IMP:N=1 FILL=12 U=69  
 C BOTTOM OF ASSEMBLY OUTSIDE LATTICE  
 63 3 -1.0000 64 -65 -45 IMP:N=1 FILL=21 U=69  
 C RIGHT SIDE OF ASSEMBLY OUTSIDE LATTICE  
 64 3 -1.0000 46 64 65 IMP:N=1 FILL=14 U=69  
 C TOP OF ASSEMBLY OUTSIDE LATTICE  
 65 3 -1.0000 -64 65 47 IMP:N=1 FILL=15 U=69  
 C EMPTY ASSEMBLY LATTICE POSITIONS - Corner Guides and Spacers  
 C BARRIER CELLS  
 C Basket Material-Lid Gap  
 76 3 -1.0000 1 -20 13 -14 IMP:N=1 \$ 1/2 model  
 C Inner Barrier  
 77 5 -8.4425 1 3 20 -21 -14 IMP:N=1 \$ 1/2 model



```

C WET INSTRUMENTATION TUBE
117 3 -1.0000 -38 IMP:N=1 U=6
118 4 -6.5600 38 -39 IMP:N=1 U=6
119 1 -3.4592 39 IMP:N=1 U=6
C DRY INSTRUMENTATION TUBE
120 3 -1.0000 -38 IMP:N=1 U=7
121 4 -6.5600 38 -39 IMP:N=1 U=7
122 3 -1.0000 39 IMP:N=1 U=7
C FUEL CELL BASKET STRUCTURE
C Code: boron in [B=] all panels [all], left [l], bottom, [b], right [r], top [t]
C FUEL CELL BASKET STRUCTURE - WET - Borated panels
C WATER GAP - ASSEMBLY LEFT
123 1 -3.4592 52 IMP:N=1 U=8
C SS PANEL - ASSEMBLY LEFT
126 8 -7.7700 -52 IMP:N=1 U=8
C WATER GAP - ASSEMBLY BOTTOM
127 1 -3.4592 53 IMP:N=1 U=9
C SS PANEL - ASSEMBLY BOTTOM
130 8 -7.7700 -53 IMP:N=1 U=9
C WATER GAP - ASSEMBLY RIGHT
131 1 -3.4592 -54 IMP:N=1 U=10
C SS PANEL - ASSEMBLY RIGHT
134 8 -7.7700 54 IMP:N=1 U=10
C WATER GAP - ASSEMBLY TOP
135 1 -3.4592 -55 IMP:N=1 U=11
C SS PANEL - ASSEMBLY TOP
138 8 -7.7700 55 IMP:N=1 U=11
C FUEL CELL BASKET STRUCTURE - DRY - Borated panels
C GAP - ASSEMBLY LEFT
139 3 -1.0000 52 IMP:N=1 U=12
C SS PANEL - ASSEMBLY LEFT
142 8 -7.7700 -52 IMP:N=1 U=12
C GAP - ASSEMBLY BOTTOM
143 3 -1.0000 53 IMP:N=1 U=13
C SS PANEL - ASSEMBLY BOTTOM
146 8 -7.7700 -53 IMP:N=1 U=13
C GAP - ASSEMBLY RIGHT
147 3 -1.0000 -54 IMP:N=1 U=14
C SS PANEL - ASSEMBLY RIGHT
150 8 -7.7700 54 IMP:N=1 U=14
C GAP - ASSEMBLY TOP
151 3 -1.0000 -55 IMP:N=1 U=15
C SS PANEL - ASSEMBLY TOP
154 8 -7.7700 55 IMP:N=1 U=15
C FUEL CELL BASKET STRUCTURE - WET - Unborated panels
C WATER GAP - ASSEMBLY LEFT
155 1 -3.4592 52 IMP:N=1 U=16
C PANEL - ASSEMBLY LEFT
158 1 -3.4592 -52 IMP:N=1 U=16
C WATER GAP - ASSEMBLY BOTTOM
159 1 -3.4592 53 IMP:N=1 U=17
C PANEL - ASSEMBLY BOTTOM
162 1 -3.4592 -53 IMP:N=1 U=17
C WATER GAP - ASSEMBLY RIGHT
163 1 -3.4592 -54 IMP:N=1 U=18
C PANEL - ASSEMBLY RIGHT
166 1 -3.4592 54 IMP:N=1 U=18
C WATER GAP - ASSEMBLY TOP
167 1 -3.4592 -55 IMP:N=1 U=19
C PANEL - ASSEMBLY TOP
170 1 -3.4592 55 IMP:N=1 U=19
C FUEL CELL BASKET STRUCTURE - DRY - Unborated panels
C GAP - ASSEMBLY LEFT
171 3 -1.0000 52 IMP:N=1 U=20
C PANEL - ASSEMBLY LEFT
174 3 -1.0000 -52 IMP:N=1 U=20
C GAP - ASSEMBLY BOTTOM
175 3 -1.0000 53 IMP:N=1 U=21
C PANEL - ASSEMBLY BOTTOM
178 3 -1.0000 -53 IMP:N=1 U=21

```

C GAP - ASSEMBLY RIGHT  
 179 3 -1.0000 -54 IMP:N=1 U=22  
 C PANEL - ASSEMBLY RIGHT  
 182 3 -1.0000 54 IMP:N=1 U=22  
 C GAP - ASSEMBLY TOP  
 183 3 -1.0000 -55 IMP:N=1 U=23  
 C PANEL - ASSEMBLY TOP  
 186 3 -1.0000 55 IMP:N=1 U=23

C SURFACE SPECIFICATIONS

1\* PX 0.0  
 3\* PZ 0.00  
 10 PZ 180.0860 \$ TOP ACTIVE FUEL  
 11 PZ 201.2360 \$ TOP FUEL HARDWARE  
 13 PZ 228.75 \$ TOP OF BASKET MATERIAL  
 14 PZ 229.25 \$ TOP RING/WATER GAP  
 15 PZ 231.75 \$ TOP INNER LID  
 16 PZ 234.75 \$ TOP LID GAP  
 17 PZ 245.75 \$ TOP OUTER LID  
 19 PZ 298.75 \$ TOP REFLECTOR REGION  
 20 CZ 71.095 \$ ID OF INNER BARRIER  
 21 CZ 73.095 \$ OD OF INNER BARRIER  
 22 CZ 73.10 \$ ID OF OUTER BARRIER  
 24 CZ 83.10 \$ OD OF OUTER BARRIER  
 25 CZ 113.60 \$ OD OF REFLECTOR REGION

C PIN LATTICE BOUNDS

26 PX 0.72136  
 27 PX -0.72136  
 28 PY 0.72136  
 29 PY -0.72136

C FUEL ROD

30 CZ 0.468122  
 31 CZ 0.478790  
 32 CZ 0.546100

C CONTROL ROD/GUIDE TUBE

33 CZ 0.45340 \$ 0.49022  
 34 CZ 0.46990 \$ 0.50292  
 35 CZ 0.54610 \$ 0.56007  
 36 CZ 0.62230 \$ 0.63246  
 37 CZ 0.67310

C INSTRUMENTATION TUBE

38 CZ 0.56007  
 39 CZ 0.62611

C ASSEMBLY LATTICE BOUNDS Actual

44 PX -10.65 \$ ACTUAL 10.82025  
 45 PY -10.65  
 46 PX 10.65  
 47 PY 10.65  
 52 PX -10.650001 \$ UCF Intact Inside Tube ID  
 53 PY -10.650001  
 54 PX 10.650001  
 55 PY 10.650001  
 56 PX -11.95 \$ UCF Intact Outside Tube ID  
 57 PY -11.95  
 58 PX 11.95  
 59 PY 11.95

C FUEL CELL LATTICE BOUNDS

60 PX -11.0 \$ ACTUAL 12.30  
 61 PX 11.0  
 62 PY -11.0  
 63 PY 11.0

C 45 degree planes

64 P 1. -1. 0. 0.  
 65 P 1. 1. 0. 0.

C EXTRA CARDS

MODE N

KCODE 4000 1. 7 37  
 KSRC -4.3 -5.7 1. -2.8 -5.7 5. -1.4 -5.7 10. 0. -5.7 5.  
 1.44 -5.7 3. 2.88 -5.7 8. 4.32 -5.7 9.



-5.7	-4.3	2.	-4.3	-4.3	1.	-2.8	-4.3	5.	-1.4	-4.3	10.
0.	-4.3	5.	1.44	-4.3	3.	2.88	-4.3	8.	4.32	-4.3	9.
-5.7	-2.9	2.	-4.3	-2.9	1.				-1.4	-2.9	10.
0.	-2.9	5.				2.88	-2.9	8.	4.32	-2.0	9.
-5.7	-1.4	2.	-4.3	-1.4	1.	-2.8	-1.4	5.	-1.4	-1.4	10.
0.	-1.4	5.	1.44	-1.4	3.	2.88	-1.4	8.	4.32	-1.4	9.
-5.7	0.0	2.	-4.3	0.0	1.	-2.8	0.0	5.	-1.4	0.0	10.
			1.44	0.0	3.	2.88	0.0	8.	4.32	0.0	9.
-5.7	1.4	2.				-2.8	1.4	5.	-1.4	1.4	10.
0.	1.4	5.	1.44	1.4	3.	2.88	1.4	8.	4.32	1.4	9.
-5.7	2.9	2.	-4.3	2.9	1.	-2.8	2.9	5.	-1.4	2.9	10.
0.	2.9	5.	1.44	2.9	3.	2.88	2.9	8.	4.32	2.9	9.
-5.7	4.3	2.	-4.3	4.3	1.	-2.8	4.3	5.	-1.4	4.3	10.
0.	4.3	5.	1.44	4.3	3.	2.88	4.3	8.	4.32	4.3	9.

C MATERIAL SPECIFICATIONS

C WATER AT 300 K d=1.0000 g/cc w/ 58% Fe2O3

M1 1001.50C 2.8089-2 8016.50C 4.8430-2 26000.55C 2.2924-2

MT1 LWTR.01T

C e49b34.sum 2000 years decay

M2 8016.50C .046947  
 42095.50C 4.794679E-05  
 44101.50C 4.354501E-05  
 43099.50C 4.625092E-05  
 45103.50C 2.608717E-05  
 47109.50C 3.714096E-06  
 60143.50C 3.74851E-05  
 60145.50C 2.799527E-05  
 62147.50C 1.138963E-05  
 62149.50C 1.455085E-07  
 62150.50C 1.043884E-05  
 62151.50C 1.651142E-13  
 62152.50C 4.59594E-06  
 63151.55C 8.136066E-07  
 63153.55C 3.93607E-06  
 64155.50C 1.686186E-07  
 92233.50C 2.231592E-08  
 92234.50C 1.075017E-05  
 92235.50C 4.768275E-04  
 92236.50C 1.417782E-04  
 92238.50C 2.174501E-02  
 93237.55C 4.291222E-05  
 94238.50C 2.04303E-12  
 94239.55C 1.515774E-04  
 94240.50C 3.901499E-05  
 94241.50C 1.802804E-11  
 94242.50C 7.310671E-06  
 95241.50C 1.333376E-06  
 95242.50C 2.531374E-12  
 95243.50C 1.203514E-06

C WATER AT 300 K d=1.0000 g/cc

M3 1001.50C 6.6878-2 8016.50C 3.3439-2

MT3 LWTR.01T

C ZIRCALOY-4 d=6.56 g/cc

M4 8016.50C -0.0012 24000.50C -0.0010 26000.55C -0.0020  
 40000.50C -0.9818 50000.35C -0.0140

C ALLOY 625 d=8.4425 g/cc

M5 6000.50C -0.1000 13027.50C -0.4000 14000.50C -0.5000  
 16032.50C -0.0150 22000.50C -0.4000 24000.50C -21.500  
 25055.50C -0.5000 26000.55C -5.0000 28000.50C -58.000  
 41093.50C -1.8200 42000.50C -9.0000 73181.50C -1.8200  
 15031.50C -0.0150 27059.50C -0.9300

C WATER AT 300 K d=1.0000 g/cc w/ 25% Fe2O3

M6 1001.50C 5.3502-2 8016.50C 3.9900-2 26000.55C 9.8803-3

MT6 LWTR.01T

C A516 CARBON STEEL d=7.832 g/cc

M7 6000.50C -0.00220 14000.50C -0.002750 15031.50C -0.00035  
 16032.50C -0.00035 25055.50C -0.0090  
 26000.55C -0.98535

C SS31686A 1.6% d=7.77 g/cc

M8 5010.50C -0.00288 5011.50C -0.013120

6000.50C	-0.00030	7014.50C	-0.00100	14000.50C	-0.0075
15031.50C	-0.00045	16032.50C	-0.00030	24000.50C	-0.19000
25055.50C	-0.02000	26000.55C	-0.60445	28000.50C	-0.13500
42000.50C	-0.02500				

C TALLIES  
PRINT

AUCF-21 BW15x15, full deg, 33% Fe2O3 uniform

C CELL SPECIFICATIONS

C Assembly Sub-lattices - 1/2 Model  
 1 0 1 3 -13 -20 FILL=1 (0 -74 0) IMP:N=1

C ASSEMBLY LATTICE

5 3 -2.3992 -61 60 -63 62 IMP:N=1 LAT=1 U=1  
 FILL=0:3 0:7 0:0 1 1 1 1 56 56 1 1 56 56 56 1  
 56 56 56 1 56 56 56 1 56 56 1 1  
 1 1 1 1 1 1 1 1 \$ 1/2 model

C BARRIER CELLS

C Basket Material-Lid Gap

76 1 -1.0000 1 -20 13 -14 IMP:N=1 \$ 1/2 model

C Inner Barrier

77 5 -8.4425 1 3 20 -21 -14 IMP:N=1 \$ 1/2 model

C Inner Lid

78 5 -8.4425 1 14 -15 -21 IMP:N=1 \$ 1/2 model

C Gap between Inner and Outer Barrier Lids

79 1 -1.0000 1 15 -16 -21 IMP:N=1 \$ 1/2 model

C Gap between Inner and Outer Barriers

80 1 -1.0000 21 -22 1 3 -16 IMP:N=1 \$ 1/2 model

C Outer Barrier

81 7 -7.8320 22 -24 1 3 -16 IMP:N=1 \$ 1/2 model

C Outer Barrier Lid

82 7 -7.8320 1 -24 16 -17 IMP:N=1 \$ 1/2 model

C 12" of Water around Container

83 1 -1.0000 24 -25 1 3 -17 IMP:N=1 \$ 1/2 model

C 12" of Water above Container

84 1 -1.0000 17 -19 1 -25 IMP:N=1 \$ 1/2 model

C OUTSIDE WORLD

85 0 -1:-3:19:25 IMP:N=0 \$ 1/2 model

C WET PIN LATTICE

86 3 -2.3992 -26 27 -28 29 IMP:N=1 LAT=1 U=56  
 FILL -8:8 -8:8 0:0 56 16R 56 2 14R 56 56 2 14R 56  
 56 2 4R 4 2 2R 4 2 4R 56  
 56 2 2R 4 2 6R 4 2 2R 56 56 2 14R 56  
 56 2 2 4 2 2 4 2 2R 4 2 2 4 2 2 56  
 56 2 14R 56  
 56 2 6R 6 2 6R 56  
 56 2 14R 56  
 56 2 2 4 2 2 4 2 2R 4 2 2 4 2 2 56  
 56 2 14R 56 56 2 2R 4 2 6R 4 2 2R 56  
 56 2 4R 4 2 2R 4 2 4R 56  
 56 2 14R 56 56 2 14R 56 56 16R

C MIXED PIN LATTICE

C WET FUEL ROD

89 2 6.982844E-02 -30 -10 IMP:N=1 U=2

90 4 -6.5600 -30 10 -11 IMP:N=1 U=2

91 3 -2.3992 -30 11 IMP:N=1 U=2

92 1 -1.0000 30 -31 -11 IMP:N=1 U=2

93 3 -2.3992 30 -31 11 IMP:N=1 U=2

94 4 -6.5600 31 -32 -11 IMP:N=1 U=2

95 3 -2.3992 31 -32 11 IMP:N=1 U=2

96 3 -2.3992 32 IMP:N=1 U=2

C WET CONTROL ROD/GUIDE TUBE

105 1 -1.0000 -33 IMP:N=1 U=4 \$ No DCRA Rod

106 3 -2.3992 33 -34 IMP:N=1 U=4

107 3 -2.3992 34 -35 IMP:N=1 U=4 \$ No DCRA Cladding

108 3 -2.3992 35 -36 IMP:N=1 U=4

109 4 -6.5600 36 -37 IMP:N=1 U=4

110 3 -2.3992 37 IMP:N=1 U=4

C WET INSTRUMENTATION TUBE

117 1 -1.0000 -38 IMP:N=1 U=6

118 4 -6.5600 38 -39 IMP:N=1 U=6

119 3 -2.3992 39 IMP:N=1 U=6

C SURFACE SPECIFICATIONS

1\* PX 0.0

3\* PZ 0.00

10 PZ 180.0860 \$ TOP ACTIVE FUEL

11 PZ 201.2360 \$ TOP FUEL HARDWARE

13 PZ 228.75 \$ TOP OF BASKET MATERIAL  
 14 PZ 229.25 \$ TOP RING/WATER GAP  
 15 PZ 231.75 \$ TOP INNER LID  
 16 PZ 234.75 \$ TOP LID GAP  
 17 PZ 245.75 \$ TOP OUTER LID  
 19 PZ 298.75 \$ TOP REFLECTOR REGION  
 20 CZ 71.095 \$ ID OF INNER BARRIER  
 21 CZ 73.095 \$ OD OF INNER BARRIER  
 22 CZ 73.10 \$ ID OF OUTER BARRIER  
 24 CZ 83.10 \$ OD OF OUTER BARRIER  
 25 CZ 113.60 \$ OD OF REFLECTOR REGION  
 C PIN LATTICE BOUNDS  
 26 PX 0.72136  
 27 PX -0.72136  
 28 PY 0.72136  
 29 PY -0.72136  
 C FUEL ROD  
 30 CZ 0.468122  
 31 CZ 0.478790  
 32 CZ 0.546100  
 C CONTROL ROD/GUIDE TUBE  
 33 CZ 0.45340 \$ 0.49022  
 34 CZ 0.46990 \$ 0.50292  
 35 CZ 0.54610 \$ 0.56007  
 36 CZ 0.62230 \$ 0.63246  
 37 CZ 0.67310  
 C INSTRUMENTATION TUBE  
 38 CZ 0.56007  
 39 CZ 0.62611  
 C ASSEMBLY LATTICE BOUNDS Actual  
 44 PX -10.65 \$ ACTUAL 10.82025  
 45 PY -10.65  
 46 PX 10.65  
 47 PY 10.65  
 52 PX -10.650001 \$ UCF Intact Inside Tube ID  
 53 PY -10.650001  
 54 PX 10.650001  
 55 PY 10.650001  
 56 PX -11.95 \$ UCF Intact Outside Tube ID  
 57 PY -11.95  
 58 PX 11.95  
 59 PY 11.95  
 C FUEL CELL LATTICE BOUNDS  
 60 PX -10.65 \$ ACTUAL 12.30  
 61 PX 10.65  
 62 PY -10.65  
 63 PY 10.65  
 C 45 degree planes  
 64 P 1. -1. 0. 0.  
 65 P 1. 1. 0. 0.  
 C EXTRA CARDS

MODE N

KCODE	4000	1.	7	37															
KSRC	-4.3	-5.7	1.	-2.8	-5.7	5.	-1.4	-5.7	10.	0.	-5.7	5.							
	1.44	-5.7	3.	2.88	-5.7	8.	4.32	-5.7	9.										
	-5.7	-4.3	2.	-4.3	-4.3	1.	-2.8	-4.3	5.	-1.4	-4.3	10.							
	0.	-4.3	5.	1.44	-4.3	3.	2.88	-4.3	8.	4.32	-4.3	9.							
	-5.7	-2.9	2.	-4.3	-2.9	1.				-1.4	-2.9	10.							
	0.	-2.9	5.				2.88	-2.9	8.	4.32	-2.0	9.							
	-5.7	-1.4	2.	-4.3	-1.4	1.	-2.8	-1.4	5.	-1.4	-1.4	10.							
	0.	-1.4	5.	1.44	-1.4	3.	2.88	-1.4	8.	4.32	-1.4	9.							
	-5.7	0.0	2.	-4.3	0.0	1.	-2.8	0.0	5.	-1.4	0.0	10.							
				1.44	0.0	3.	2.88	0.0	8.	4.32	0.0	9.							
	-5.7	1.4	2.				-2.8	1.4	5.	-1.4	1.4	10.							
	0.	1.4	5.	1.44	1.4	3.	2.88	1.4	8.	4.32	1.4	9.							
	-5.7	2.9	2.	-4.3	2.9	1.	-2.8	2.9	5.	-1.4	2.9	10.							
	0.	2.9	5.	1.44	2.9	3.	2.88	2.9	8.	4.32	2.9	9.							
	-5.7	4.3	2.	-4.3	4.3	1.	-2.8	4.3	5.	-1.4	4.3	10.							
	0.	4.3	5.	1.44	4.3	3.	2.88	4.3	8.	4.32	4.3	9.							

C MATERIAL SPECIFICATIONS

C WATER AT 300 K d=1.0000 g/cc

M1 1001.50C 6.6878-2 8016.50C 3.3439-2

MT1 LWTR.01T

C

C e49b34.sum 8000 years decay

M2 8016.50C .046947

42095.50C 4.794679E-05

44101.50C 4.354501E-05

43099.50C 4.527722E-05

45103.50C 2.608717E-05

47109.50C 3.714096E-06

60143.50C 3.74851E-05

60145.50C 2.799527E-05

62147.50C 1.138963E-05

62149.50C 1.455085E-07

62150.50C 1.043884E-05

62151.50C 1.395893E-33

62152.50C 4.59594E-06

63151.55C 8.136066E-07

63153.55C 3.93607E-06

64155.50C 1.686186E-07

92233.50C 1.064139E-07

92234.50C 1.059586E-05

92235.50C 5.008994E-04

92236.50C 1.60138E-04

92238.50C 2.174501E-02

93237.55C 4.413103E-05

94238.50C 5.360425E-25

94239.55C 1.284128E-04

94240.50C 2.071104E-05

94241.50C 1.103656E-11

94242.50C 7.211206E-06

95241.50C 4.364685E-10

95242.50C 3.923878E-25

95243.50C 6.834769E-07

C WATER AT 300 K d=1.0000 g/cc w/ 33% Fe2O3 w/ 0% B10

M3 1001.50C 4.4808-2 8016.50C 4.1968-2 26000.55C 1.3043-2

MT3 LWTR.01T

C

C ZIRCALOY-4 d=6.56 g/cc

M4 8016.50C -0.0012 24000.50C -0.0010 26000.55C -0.0020

40000.50C -0.9818 50000.35C -0.0140

C

C ALLOY 625 d=8.4425 g/cc

M5 6000.50C -0.1000 13027.50C -0.4000 14000.50C -0.5000

16032.50C -0.0150 22000.50C -0.4000 24000.50C -21.500

25055.50C -0.5000 26000.55C -5.0000 28000.50C -58.000

41093.50C -1.8200 42000.50C -9.0000 73181.50C -1.8200

15031.50C -0.0150 27059.50C -0.9300

C

C A516 CARBON STEEL d=7.832 g/cc

M7 6000.50C -0.00220 14000.50C -0.002750 15031.50C -0.00035

16032.50C -0.00035 25055.50C -0.0090

26000.55C -0.98535

C

C SS316B6A 1.6% d=7.77 g/cc

M8 5010.50C -0.00288 5011.50C -0.013120

6000.50C -0.00030 7014.50C -0.00100 14000.50C -0.0075

15031.50C -0.00045 16032.50C -0.00030 24000.50C -0.19000

25055.50C -0.02000 26000.55C -0.60445 28000.50C -0.13500

42000.50C -0.02500

C

C TALLIES

PRINT

AUCF-21 BW15x15, full deg, 58% Fe2O3, settled

C CELL SPECIFICATIONS

C Assembly Sub-lattices - 1/2 Model

1 0 1 3 -13 -20 FILL=1 (0 -74 0) IMP:N=1

C ASSEMBLY LATTICE

5 1 -3.4592 -61 60 -63 62 IMP:N=1 LAT=1 U=1  
 FILL=0:3 0:7 0:0 1 3R 56 56 1 1 56 56 56 1  
 56 56 56 1 59 59 59 60 57 57 58 58  
 58 3R 58 3R \$ 1/2 model

C BARRIER CELLS

C Basket Material-Lid Gap

76 8 -1.0000 1 -20 13 -14 IMP:N=1 \$ 1/2 model

C Inner Barrier

77 5 -8.4425 1 3 20 -21 -14 IMP:N=1 \$ 1/2 model

C Inner Lid

78 5 -8.4425 1 14 -15 -21 IMP:N=1 \$ 1/2 model

C Gap between Inner and Outer Barrier Lids

79 8 -1.0000 1 15 -16 -21 IMP:N=1 \$ 1/2 model

C Gap between Inner and Outer Barriers

80 8 -1.0000 21 -22 1 3 -16 IMP:N=1 \$ 1/2 model

C Outer Barrier

81 7 -7.8320 22 -24 1 3 -16 IMP:N=1 \$ 1/2 model

C Outer Barrier Lid

82 7 -7.8320 1 -24 16 -17 IMP:N=1 \$ 1/2 model

C 12" of Water around Container

83 8 -1.0000 24 -25 1 3 -17 IMP:N=1 \$ 1/2 model

C 12" of Water above Container

84 8 -1.0000 17 -19 1 -25 IMP:N=1 \$ 1/2 model

C OUTSIDE WORLD

85 0 -1:-3:19:25 IMP:N=0 \$ 1/2 model

C WET w/ Fe2O3 PIN LATTICE

86 1 -3.4592 -26 27 -28 29 IMP:N=1 LAT=1 U=56  
 FILL -8:8 -8:8 0:0 56 16R 56 2 14R 56 56 2 14R 56  
 56 2 4R 4 2 2R 4 2 4R 56  
 56 2 2R 4 2 6R 4 2 2R 56 56 2 14R 56  
 56 2 2 4 2 2 4 2 2R 4 2 2 4 2 2 56  
 56 2 14R 56  
 56 2 6R 6 2 6R 56  
 56 2 14R 56  
 56 2 2 4 2 2 4 2 2R 4 2 2 4 2 2 56  
 56 2 14R 56 56 2 2R 4 2 6R 4 2 2R 56  
 56 2 4R 4 2 2R 4 2 4R 56  
 56 2 14R 56 56 2 14R 56 56 16R

C Water LATTICE

87 8 -1.0000 -58 56 -59 57 IMP:N=1 U=58

C WET PIN LATTICE

88 8 -1.0000 -26 27 -28 29 IMP:N=1 LAT=1 U=57  
 FILL -8:8 -8:8 0:0 57 16R 57 3 14R 57 57 3 14R 57  
 57 3 4R 5 3 2R 5 3 4R 57  
 57 3 2R 5 3 6R 5 3 2R 57 57 3 14R 57  
 57 3 3 5 3 3 5 3 2R 5 3 3 5 3 3 57  
 57 3 14R 57  
 57 3 6R 7 3 6R 57  
 57 3 14R 57  
 57 3 3 5 3 3 5 3 2R 5 3 3 5 3 3 57  
 57 3 14R 57 57 3 2R 5 3 6R 5 3 2R 57  
 57 3 4R 5 3 2R 5 3 4R 57  
 57 3 14R 57 57 3 14R 57 57 16R

C WET W/ Fe2O3 FUEL ROD

89 2 6.982783E-02 -30 -10 IMP:N=1 U=2

90 4 -6.5600 -30 10 -11 IMP:N=1 U=2

91 1 -3.4592 -30 11 IMP:N=1 U=2

92 8 -1.0000 30 -31 -11 IMP:N=1 U=2

93 1 -3.4592 30 -31 11 IMP:N=1 U=2

94 4 -6.5600 31 -32 -11 IMP:N=1 U=2

95 1 -3.4592 31 -32 11 IMP:N=1 U=2

96 1 -3.4592 32 IMP:N=1 U=2

C Wet FUEL ROD

97 2 6.982783E-02 -30 -10 IMP:N=1 U=3

98 4 -6.5600 -30 10 -11 IMP:N=1 U=3

99 8 -1.0000 -30 11 IMP:N=1 U=3  
 100 8 -1.0000 30 -31 -11 IMP:N=1 U=3  
 101 8 -1.0000 30 -31 11 IMP:N=1 U=3  
 102 4 -6.5600 31 -32 -11 IMP:N=1 U=3  
 103 8 -1.0000 31 -32 11 IMP:N=1 U=3  
 104 8 -1.0000 32 IMP:N=1 U=3  
 C WET w/ Fe2O3 CONTROL ROD/GUIDE TUBE  
 105 8 -1.0000 -33 IMP:N=1 U=4 \$ No DCRA Rod  
 C 105 9 -7.8300 -33 IMP:N=1 U=4 \$ DCRA Rod  
 106 1 -3.4592 33 -34 IMP:N=1 U=4  
 107 1 -3.4592 34 -35 IMP:N=1 U=4 \$ No DCRA Cladding  
 C 107 4 -6.5600 34 -35 IMP:N=1 U=4 \$ DCRA Cladding  
 108 1 -3.4592 35 -36 IMP:N=1 U=4  
 109 4 -6.5600 36 -37 IMP:N=1 U=4  
 110 1 -3.4592 37 IMP:N=1 U=4  
 C Wet CONTROL ROD/GUIDE TUBE  
 111 8 -1.0000 -33 IMP:N=1 U=5 \$ No DCRA Rod  
 C 111 9 -7.8300 -33 IMP:N=1 U=5 \$ DCRA Rod  
 112 8 -1.0000 33 -34 IMP:N=1 U=5  
 113 8 -1.0000 34 -35 IMP:N=1 U=5 \$ No DCRA Cladding  
 C 113 4 -6.5600 34 -35 IMP:N=1 U=5 \$ DCRA Cladding  
 114 8 -1.0000 35 -36 IMP:N=1 U=5  
 115 4 -6.5600 36 -37 IMP:N=1 U=5  
 116 8 -1.0000 37 IMP:N=1 U=5  
 C WET w/ Fe2O3 INSTRUMENTATION TUBE  
 117 8 -1.0000 -38 IMP:N=1 U=6  
 118 4 -6.5600 38 -39 IMP:N=1 U=6  
 119 1 -3.4592 39 IMP:N=1 U=6  
 C Wet INSTRUMENTATION TUBE  
 120 8 -1.0000 -38 IMP:N=1 U=7  
 121 4 -6.5600 38 -39 IMP:N=1 U=7  
 122 8 -1.0000 39 IMP:N=1 U=7  
 C WET w/ Partial Fe2O3 PIN LATTICE  
 123 1 -3.4592 -26 27 -28 29 IMP:N=1 LAT=1 U=59  
 FILL -8:8 -8:8 0:0 59 16R 59 2 14R 59 59 2 14R 59  
 59 2 4R 4 2 2R 4 2 4R 59  
 59 2 2R 4 2 6R 4 2 2R 59 59 2 14R 59  
 59 2 2 4 2 2 4 2 2R 4 2 2 4 2 2 59  
 59 2 14R 59  
 59 2 6R 6 2 6R 59  
 59 3 14R 59  
 59 3 3 5 3 3 5 3 2R 5 3 3 5 3 3 59  
 59 3 14R 59 59 3 2R 5 3 6R 5 3 2R 59  
 59 3 4R 5 3 2R 5 3 4R 59  
 59 3 14R 59 59 3 14R 59 59 16R  
 C Half Water/Half Fe2O3 LATTICE  
 124 8 -1.0000 -58 56 -59 66 IMP:N=1 U=60  
 125 1 -3.4592 -58 56 -66 57 IMP:N=1 U=60

C SURFACE SPECIFICATIONS  
 1\* PX 0.0  
 3\* PZ 0.00  
 10 PZ 180.0860 \$ TOP ACTIVE FUEL  
 11 PZ 201.2360 \$ TOP FUEL HARDWARE  
 C 12 PZ 226.75 \$ TOP TUBE - (Shielding Model)  
 13 PZ 228.75 \$ TOP OF BASKET MATERIAL  
 14 PZ 229.25 \$ TOP RING/WATER GAP  
 15 PZ 231.75 \$ TOP INNER LID  
 16 PZ 234.75 \$ TOP LID GAP  
 17 PZ 245.75 \$ TOP OUTER LID  
 C 18 PZ 268.25 \$ TOP SKIRT - (Shielding Model)  
 19 PZ 298.75 \$ TOP REFLECTOR REGION  
 20 CZ 71.095 \$ ID OF INNER BARRIER  
 21 CZ 73.095 \$ OD OF INNER BARRIER  
 22 CZ 73.10 \$ ID OF OUTER BARRIER  
 C 23 CZ 76.45 \$ ID OF SKIRT LIP - (Shielding Model)  
 24 CZ 83.10 \$ OD OF OUTER BARRIER  
 25 CZ 113.60 \$ OD OF REFLECTOR REGION  
 C PIN LATTICE BOUNDS  
 26 PX 0.72136

27 PX -0.72136  
 28 PY 0.72136  
 29 PY -0.72136  
 C FUEL ROD  
 30 CZ 0.468122  
 31 CZ 0.478790  
 32 CZ 0.546100  
 C CONTROL ROD/GUIDE TUBE  
 33 CZ 0.45340 \$ 0.49022  
 34 CZ 0.46990 \$ 0.50292  
 35 CZ 0.54610 \$ 0.56007  
 36 CZ 0.62230 \$ 0.63246  
 37 CZ 0.67310  
 C INSTRUMENTATION TUBE  
 38 CZ 0.56007  
 39 CZ 0.62611  
 C ASSEMBLY LATTICE BOUNDS Actual  
 56 PX -11.95 \$ UCF Intact Outside Tube ID  
 57 PY -11.95  
 58 PX 11.95  
 59 PY 11.95  
 C FUEL CELL LATTICE BOUNDS  
 60 PX -10.65 \$ ACTUAL 12.30  
 61 PX 10.65  
 62 PY -10.65  
 63 PY 10.65  
 C plane for half water/half oxide lattice cell  
 66 PY 0.72136

MODE N  
 C VOL 88J  
 KCODE 4000 1. 7 37  
 KSRG -4.3 -5.7 1. -2.8 -5.7 5. -1.4 -5.7 10. 0. -5.7 5.  
 1.44 -5.7 3. 2.88 -5.7 8. 4.32 -5.7 9.  
 -5.7 -4.3 2. -4.3 -4.3 1. -2.8 -4.3 5. -1.4 -4.3 10.  
 0. -4.3 5. 1.44 -4.3 3. 2.88 -4.3 8. 4.32 -4.3 9.  
 -5.7 -2.9 2. -4.3 -2.9 1. -1.4 -2.9 10.  
 0. -2.9 5. 2.88 -2.9 8. 4.32 -2.0 9.  
 -5.7 -1.4 2. -4.3 -1.4 1. -2.8 -1.4 5. -1.4 -1.4 10.  
 0. -1.4 5. 1.44 -1.4 3. 2.88 -1.4 8. 4.32 -1.4 9.  
 -5.7 0.0 2. -4.3 0.0 1. -2.8 0.0 5. -1.4 0.0 10.  
 1.44 0.0 3. 2.88 0.0 8. 4.32 0.0 9.  
 -5.7 1.4 2. -2.8 1.4 5. -1.4 1.4 10.  
 0. 1.4 5. 1.44 1.4 3. 2.88 1.4 8. 4.32 1.4 9.  
 -5.7 2.9 2. -4.3 2.9 1. -2.8 2.9 5. -1.4 2.9 10.  
 0. 2.9 5. 1.44 2.9 3. 2.88 2.9 8. 4.32 2.9 9.  
 -5.7 4.3 2. -4.3 4.3 1. -2.8 4.3 5. -1.4 4.3 10.  
 0. 4.3 5. 1.44 4.3 3. 2.88 4.3 8. 4.32 4.3 9.

C MATERIAL SPECIFICATIONS  
 C WATER AT 300 K d=3.4592 g/cc w/ 58% Fe2O3  
 M1 1001.50C 2.8089-2 8016.50C 4.8430-2 26000.55C 2.2924-2  
 MT1 LWTR.01T  
 C e49b34.sum 25000 years decay  
 M2 8016.50C .046947  
 42095.50C 4.794679E-05  
 44101.50C 4.354501E-05  
 43099.50C 4.284296E-05  
 45103.50C 2.608717E-05  
 47109.50C 3.714096E-06  
 60143.50C 3.74851E-05  
 60145.50C 2.799527E-05  
 62147.50C 1.138963E-05  
 62149.50C 1.455085E-07  
 62150.50C 1.043884E-05  
 62152.50C 4.59594E-06  
 63151.55C 8.136066E-07  
 63153.55C 3.93607E-06  
 64155.50C 1.686186E-07  
 92233.50C 3.326725E-07  
 92234.50C 1.018437E-05



92235.50C 5.531404E-04  
92236.50C 1.774777E-04  
92238.50C 2.174501E-02  
93237.55C 4.392789E-05  
94239.55C 7.906197E-05  
94240.50C 3.440139E-06  
94241.50C 2.761636E-12  
94242.50C 7.012276E-06  
95241.50C 8.639479E-11  
95243.50C 1.386765E-07  
C Air d=0.001225 g/cc  
M3 7014.50C -0.80 8016.50C -0.20  
C ZIRCALOY-4 d=6.56 g/cc  
M4 8016.50C -0.0012 24000.50C -0.0010 26000.55C -0.0020  
40000.50C -0.9818 50000.35C -0.0140  
C ALLOY 625 d=8.4425 g/cc  
M5 6000.50C -0.1000 13027.50C -0.4000 14000.50C -0.5000  
16032.50C -0.0150 22000.50C -0.4000 24000.50C -21.500  
25055.50C -0.5000 26000.55C -5.0000 28000.50C -58.000  
41093.50C -1.8200 42000.50C -9.0000 73181.50C -1.8200  
15031.50C -0.0150 27059.50C -0.9300  
C A516 CARBON STEEL d=7.832 g/cc  
M7 6000.50C -0.00220 14000.50C -0.002750 15031.50C -0.00035  
16032.50C -0.00035 25055.50C -0.0090  
26000.55C -0.98535  
C WATER AT 300 K d=1.0000 g/cc  
M8 1001.50C 2. 8016.50C 1.  
MT8 LWTR.01T  
C TALLIES  
PRINT





i129	change	discharge	.0 d	1.0 d	90.0 d	365.3 d	730.5 d	1826.3 d	3652.5 d
	8.25E+01	8.25E+01	8.25E+01	8.25E+01	8.25E+01	8.25E+01	8.25E+01	8.25E+01	8.25E+01
	basis =per B&W assembly, 0.409 mthm for grams								
cs135	change	discharge	.0 d	1.0 d	90.0 d	365.3 d	730.5 d	1826.3 d	3652.5 d
	3.66E+02	3.66E+02	3.66E+02	3.67E+02	3.67E+02	3.67E+02	3.67E+02	3.67E+02	3.67E+02
cs135m	change	discharge	.0 d	1.0 d	90.0 d	365.3 d	730.5 d	1826.3 d	3652.5 d
	1.76E-04	1.76E-04	1.76E-04	1.16E-12	.00E+00	.00E+00	.00E+00	.00E+00	.00E+00
	basis =per B&W assembly, 0.409 mthm for grams								
	change	discharge	.0 d	1.0 d	90.0 d	365.3 d	730.5 d	1826.3 d	3652.5 d
	1.01E+01	1.01E+01	1.01E+01	1.01E+01	1.01E+01	1.01E+01	9.97E+00	9.75E+00	9.38E+00
	basis =per B&W assembly, 0.409 mthm for grams								
total	change	discharge	.0 d	1.0 d	90.0 d	365.3 d	730.5 d	1826.3 d	3652.5 d
	1.63E+04	1.63E+04	1.63E+04	1.63E+04	1.63E+04	1.63E+04	1.63E+04	1.63E+04	1.63E+04
	nuclide radioactivity, curies								
	basis =per B&W assembly, 0.409 mthm for grams								
c 14	change	discharge	.0 d	1.0 d	90.0 d	365.3 d	730.5 d	1826.3 d	3652.5 d
	5.66E-05	5.66E-05	5.66E-05	5.66E-05	5.66E-05	5.66E-05	5.66E-05	5.66E-05	5.66E-05
	nuclide radioactivity, curies								
	basis =per B&W assembly, 0.409 mthm for grams								
se 79	change	discharge	.0 d	1.0 d	90.0 d	365.3 d	730.5 d	1826.3 d	3652.5 d
	3.26E-02	3.26E-02	3.26E-02	3.26E-02	3.26E-02	3.26E-02	3.26E-02	3.26E-02	3.26E-02
se 79m	change	discharge	.0 d	1.0 d	90.0 d	365.3 d	730.5 d	1826.3 d	3652.5 d
	2.46E+03	2.46E+03	2.46E+03	.00E+00	.00E+00	.00E+00	.00E+00	.00E+00	.00E+00
	nuclide radioactivity, curies								
	basis =per B&W assembly, 0.409 mthm for grams								
rb 98m	change	discharge	.0 d	1.0 d	90.0 d	365.3 d	730.5 d	1826.3 d	3652.5 d
	7.37E-02	7.37E-02	7.37E-02	7.37E-02	7.92E-02	9.57E-02	1.17E-01	1.75E-01	2.57E-01
	nuclide radioactivity, curies								
	basis =per B&W assembly, 0.409 mthm for grams								
rb 94	change	discharge	.0 d	1.0 d	90.0 d	365.3 d	730.5 d	1826.3 d	3652.5 d
	3.74E-05	3.74E-05	3.74E-05	3.74E-05	3.74E-05	3.74E-05	3.74E-05	3.74E-05	3.74E-05
rb 94m	change	discharge	.0 d	1.0 d	90.0 d	365.3 d	730.5 d	1826.3 d	3652.5 d
	9.95E-02	9.95E-02	9.95E-02	.00E+00	.00E+00	.00E+00	.00E+00	.00E+00	.00E+00
tc 99	change	discharge	.0 d	1.0 d	90.0 d	365.3 d	730.5 d	1826.3 d	3652.5 d
	6.52E+00	6.52E+00	6.52E+00	6.53E+00	6.54E+00	6.54E+00	6.54E+00	6.54E+00	6.54E+00
tc 99m	change	discharge	.0 d	1.0 d	90.0 d	365.3 d	730.5 d	1826.3 d	3652.5 d
	3.23E+05	3.23E+05	3.23E+05	2.73E+05	4.87E-05	.00E+00	.00E+00	.00E+00	.00E+00
	nuclide radioactivity, curies								
	basis =per B&W assembly, 0.409 mthm for grams								
pc107	change	discharge	.0 d	1.0 d	90.0 d	365.3 d	730.5 d	1826.3 d	3652.5 d
	4.23E-02	4.23E-02	4.23E-02	4.23E-02	4.23E-02	4.23E-02	4.23E-02	4.23E-02	4.23E-02
pc107m	change	discharge	.0 d	1.0 d	90.0 d	365.3 d	730.5 d	1826.3 d	3652.5 d
	6.21E+02	6.21E+02	6.21E+02	.00E+00	.00E+00	.00E+00	.00E+00	.00E+00	.00E+00
	nuclide radioactivity, curies								
	basis =per B&W assembly, 0.409 mthm for grams								
	change	discharge	.0 d	1.0 d	90.0 d	365.3 d	730.5 d	1826.3 d	3652.5 d
	2.25E-01	2.25E-01	2.25E-01	2.25E-01	2.25E-01	2.25E-01	2.25E-01	2.25E-01	2.25E-01
	nuclide radioactivity, curies								

			basis =per B&W assembly, 0.409 mthm for grams									
	change	discharge	.0 d	1.0 d	90.0 d	365.3 d	730.5 d	1826.3 d	3652.5 d			
0	i129	1.46E-02	1.46E-02	1.46E-02	1.46E-02	1.46E-02	1.46E-02	1.46E-02	1.46E-02			
			nuclide radioactivity, curies									
			basis =per B&W assembly, 0.409 mthm for grams									
	change	discharge	.0 d	1.0 d	90.0 d	365.3 d	730.5 d	1826.3 d	3652.5 d			
0	cs135	4.22E-01	4.22E-01	4.22E-01	4.22E-01	4.22E-01	4.22E-01	4.22E-01	4.22E-01			
0	cs135m	4.62E+03	4.62E+03	4.62E+03	3.06E-05	.00E+00	.00E+00	.00E+00	.00E+00			
			nuclide radioactivity, curies									
			basis =per B&W assembly, 0.409 mthm for grams									
	change	discharge	.0 d	1.0 d	90.0 d	365.3 d	730.5 d	1826.3 d	3652.5 d			
0												
			nuclide radioactivity, curies									
			basis =per B&W assembly, 0.409 mthm for grams									
	change	discharge	.0 d	1.0 d	90.0 d	365.3 d	730.5 d	1826.3 d	3652.5 d			
0	sm151	2.66E+02	2.66E+02	2.66E+02	2.66E+02	2.66E+02	2.66E+02	2.57E+02	2.47E+02			
			nuclide radioactivity, curies									
			basis =per B&W assembly, 0.409 mthm for grams									
	change	discharge	.0 d	1.0 d	90.0 d	365.3 d	730.5 d	1826.3 d	3652.5 d			
0	total	3.48E+07	3.48E+07	3.48E+07	7.37E+06	1.63E+06	6.54E+05	4.01E+05	2.03E+05			
			basis =per B&W assembly, 0.409 mthm for grams									
	initial	15.0 yr	20.0 yr	30.0 yr	50.0 yr	100.0 yr	150.0 yr	200.0 yr	250.0 yr	300.0 yr	400.0 yr	
	pb210	6.76E-10	1.47E-09	2.73E-09	7.03E-09	2.47E-08	1.39E-07	3.75E-07	7.46E-07	1.26E-06	1.92E-06	3.67E-06
	ra226	3.46E-07	6.16E-07	9.72E-07	1.94E-06	4.97E-06	1.93E-05	4.40E-05	7.96E-05	1.26E-04	1.84E-04	3.34E-04
	ra228	2.08E-13	3.37E-13	4.77E-13	7.71E-13	1.38E-12	2.90E-12	4.43E-12	5.97E-12	7.50E-12	9.04E-12	1.24E-11
	ac227	2.20E-07	2.93E-07	3.60E-07	4.78E-07	6.68E-07	1.02E-06	1.33E-06	1.62E-06	1.90E-06	2.19E-06	2.77E-06
	th229	2.40E-07	2.98E-07	3.64E-07	5.22E-07	9.45E-07	2.68E-06	5.49E-06	9.52E-06	1.49E-05	2.17E-05	4.02E-05
	th230	5.08E-03	6.95E-03	8.87E-03	1.28E-02	2.11E-02	4.39E-02	6.86E-02	9.48E-02	1.22E-01	1.50E-01	2.06E-01
			basis =per B&W assembly, 0.409 mthm for grams									
	initial	15.0 yr	20.0 yr	30.0 yr	50.0 yr	100.0 yr	150.0 yr	200.0 yr	250.0 yr	300.0 yr	400.0 yr	
	th232	1.02E-03	1.40E-03	1.78E-03	2.54E-03	4.05E-03	7.85E-03	1.17E-02	1.55E-02	1.93E-02	2.31E-02	3.08E-02
	pa231	1.08E-03	1.12E-03	1.17E-03	1.25E-03	1.43E-03	1.87E-03	2.31E-03	2.75E-03	3.19E-03	3.63E-03	4.51E-03
	u233	2.50E-03	2.89E-03	3.29E-03	4.11E-03	5.81E-03	1.06E-02	1.60E-02	2.21E-02	2.87E-02	3.60E-02	5.19E-02
	u234	1.34E+02	1.37E+02	1.40E+02	1.45E+02	1.54E+02	1.72E+02	1.85E+02	1.93E+02	1.98E+02	2.02E+02	2.06E+02
	u235	9.14E+03	9.14E+03	9.14E+03	9.14E+03	9.14E+03	9.15E+03	9.16E+03	9.16E+03	9.16E+03	9.17E+03	9.17E+03
	u236	2.60E+03	2.61E+03	2.61E+03	2.61E+03	2.61E+03	2.62E+03	2.62E+03	2.62E+03	2.63E+03	2.63E+03	2.64E+03
	u238	4.30E+05	4.30E+05	4.30E+05	4.30E+05	4.30E+05	4.30E+05	4.30E+05	4.30E+05	4.30E+05	4.30E+05	4.30E+05
	np237	2.47E+02	2.49E+02	2.52E+02	2.59E+02	2.76E+02	3.20E+02	3.62E+02	4.02E+02	4.39E+02	4.71E+02	5.30E+02
	pu236	2.93E-05	8.88E-06	2.69E-06	2.47E-07	2.82E-09	7.52E-10	7.51E-10	7.51E-10	7.51E-10	7.51E-10	7.50E-10
	pu238	7.69E+01	7.40E+01	7.11E+01	6.57E+01	5.62E+01	3.80E+01	2.57E+01	1.73E+01	1.17E+01	7.94E+00	3.65E+00
	pu239	7.69E+01	7.40E+01	7.11E+01	6.57E+01	5.62E+01	3.80E+01	2.57E+01	1.73E+01	1.17E+01	7.94E+00	3.65E+00
	pu239	3.19E+03	3.19E+03	3.19E+03	3.19E+03	3.18E+03	3.18E+03	3.17E+03	3.17E+03	3.17E+03	3.16E+03	3.15E+03
	pu240	9.56E+02	9.56E+02	9.56E+02	9.56E+02	9.55E+02	9.51E+02	9.46E+02	9.41E+02	9.36E+02	9.31E+02	9.22E+02
	pu241	3.68E+02	2.89E+02	2.27E+02	1.40E+02	5.32E+01	4.75E+00	4.25E-01	3.83E-02	3.80E-03	7.17E-04	4.14E-04
	pu242	1.47E+02	1.47E+02	1.47E+02	1.47E+02	1.47E+02	1.47E+02	1.47E+02	1.47E+02	1.47E+02	1.47E+02	1.47E+02
	am241	2.68E+02	3.44E+02	4.03E+02	4.83E+02	5.53E+02	5.56E+02	5.17E+02	4.78E+02	4.41E+02	4.07E+02	3.47E+02
	am242m	9.02E-01	8.80E-01	8.59E-01	8.18E-01	7.41E-01	5.80E-01	4.53E-01	3.59E-01	2.77E-01	2.17E-01	1.33E-01
	am243	2.94E+01	2.93E+01	2.93E+01	2.93E+01	2.92E+01	2.91E+01	2.90E+01	2.88E+01	2.87E+01	2.86E+01	2.83E+01
			basis =per B&W assembly, 0.409 mthm for grams									
	initial	15.0 yr	20.0 yr	30.0 yr	50.0 yr	100.0 yr	150.0 yr	200.0 yr	250.0 yr	300.0 yr	400.0 yr	
	cm244	4.81E+00	3.98E+00	3.28E+00	2.24E+00	1.04E+00	1.53E-01	2.26E-02	3.33E-03	4.91E-04	7.23E-05	1.57E-06
	cm246	2.55E-01	2.55E-01	2.55E-01	2.55E-01	2.54E-01	2.53E-01	2.52E-01	2.51E-01	2.50E-01	2.49E-01	2.47E-01
	cm246	2.13E-02	2.12E-02	2.12E-02	2.12E-02	2.12E-02	2.11E-02	2.10E-02	2.08E-02	2.07E-02	2.05E-02	2.01E-02
0	total	4.47E+05	4.47E+05	4.47E+05	4.47E+05	4.47E+05	4.47E+05	4.47E+05	4.47E+05	4.47E+05	4.47E+05	4.47E+05
			nuclide radioactivity, curies									



	initial	15.0 yr	20.0 yr	30.0 yr	50.0 yr	100.0 yr	150.0 yr	200.0 yr	250.0 yr	300.0 yr	400.0 yr	
	basis =per B&W assembly, 0.409 mthm for grams											
	initial	15.0 yr	20.0 yr	30.0 yr	50.0 yr	100.0 yr	150.0 yr	200.0 yr	250.0 yr	300.0 yr	400.0 yr	
	basis =per B&W assembly, 0.409 mthm for grams											
sn126	7.92E+00	7.92E+00	7.92E+00	7.92E+00	7.92E+00	7.92E+00	7.91E+00	7.91E+00	7.91E+00	7.90E+00	7.90E+00	
	basis =per B&W assembly, 0.409 mthm for grams											
i129	8.29E+01	8.29E+01	8.29E+01	8.29E+01	8.29E+01	8.29E+01	8.29E+01	8.29E+01	8.29E+01	8.29E+01	8.29E+01	
	basis =per B&W assembly, 0.409 mthm for grams											
cs135	3.67E+02	3.67E+02	3.67E+02	3.67E+02	3.67E+02	3.67E+02	3.67E+02	3.67E+02	3.67E+02	3.67E+02	3.67E+02	
cs135m	.00E+00	.00E+00	.00E+00	.00E+00	.00E+00	.00E+00	.00E+00	.00E+00	.00E+00	.00E+00	.00E+00	
	basis =per B&W assembly, 0.409 mthm for grams											
	initial	15.0 yr	20.0 yr	30.0 yr	50.0 yr	100.0 yr	150.0 yr	200.0 yr	250.0 yr	300.0 yr	400.0 yr	
	basis =per B&W assembly, 0.409 mthm for grams											
sm151	9.38E+00	9.02E+00	8.68E+00	8.04E+00	6.89E+00	4.69E+00	3.19E+00	2.17E+00	1.48E+00	1.00E+00	4.68E-01	
	basis =per B&W assembly, 0.409 mthm for grams											
total	1.63E+04	1.63E+04	1.63E+04	1.63E+04	1.63E+04	1.63E+04	1.63E+04	1.63E+04	1.63E+04	1.63E+04	1.63E+04	
0	nuclide radioactivity, curies											
	basis =per B&W assembly, 0.409 mthm for grams											
c 14	5.66E-05	5.66E-05	5.66E-05	5.64E-05	5.63E-05	5.60E-05	5.56E-05	5.53E-05	5.50E-05	5.46E-05	5.40E-05	
0	nuclide radioactivity, curies											
	basis =per B&W assembly, 0.409 mthm for grams											
se 79	3.26E-02	3.26E-02	3.26E-02	3.26E-02	3.26E-02	3.26E-02	3.26E-02	3.26E-02	3.26E-02	3.26E-02	3.26E-02	
se 79m	.00E+00	.00E+00	.00E+00	.00E+00	.00E+00	.00E+00	.00E+00	.00E+00	.00E+00	.00E+00	.00E+00	
0	nuclide radioactivity, curies											
	basis =per B&W assembly, 0.409 mthm for grams											
	initial	15.0 yr	20.0 yr	30.0 yr	50.0 yr	100.0 yr	150.0 yr	200.0 yr	250.0 yr	300.0 yr	400.0 yr	
	nuclide radioactivity, curies											
rb 98m	2.57E-01	3.23E-01	3.76E-01	4.53E-01	5.37E-01	5.97E-01	5.97E-01	5.98E-01	5.98E-01	5.98E-01	5.98E-01	
0	nuclide radioactivity, curies											
	basis =per B&W assembly, 0.409 mthm for grams											
rb 94	3.74E-05	3.74E-05	3.74E-05	3.74E-05	3.74E-05	3.73E-05	3.72E-05	3.72E-05	3.71E-05	3.70E-05	3.69E-05	
rb 94m	.00E+00	.00E+00	.00E+00	.00E+00	.00E+00	.00E+00	.00E+00	.00E+00	.00E+00	.00E+00	.00E+00	
tc 99	6.54E+00	6.54E+00	6.54E+00	6.54E+00	6.54E+00	6.54E+00	6.53E+00	6.53E+00	6.53E+00	6.53E+00	6.53E+00	
tc 99m	.00E+00	.00E+00	.00E+00	.00E+00	.00E+00	.00E+00	.00E+00	.00E+00	.00E+00	.00E+00	.00E+00	
0	nuclide radioactivity, curies											
	basis =per B&W assembly, 0.409 mthm for grams											
	initial	15.0 yr	20.0 yr	30.0 yr	50.0 yr	100.0 yr	150.0 yr	200.0 yr	250.0 yr	300.0 yr	400.0 yr	
	nuclide radioactivity, curies											
pd107	4.23E-02	4.23E-02	4.23E-02	4.23E-02	4.23E-02	4.23E-02	4.23E-02	4.23E-02	4.23E-02	4.23E-02	4.23E-02	
pd107m	.00E+00	.00E+00	.00E+00	.00E+00	.00E+00	.00E+00	.00E+00	.00E+00	.00E+00	.00E+00	.00E+00	
0	nuclide radioactivity, curies											
	basis =per B&W assembly, 0.409 mthm for grams											
	initial	15.0 yr	20.0 yr	30.0 yr	50.0 yr	100.0 yr	150.0 yr	200.0 yr	250.0 yr	300.0 yr	400.0 yr	

	initial	15.0 yr	20.0 yr	30.0 yr	50.0 yr	100.0 yr	150.0 yr	200.0 yr	250.0 yr	300.0 yr	400.0 yr	
	nuclide radioactivity, curies basis =per B&W assembly, 0.409 mthm for grams											
	initial	15.0 yr	20.0 yr	30.0 yr	50.0 yr	100.0 yr	150.0 yr	200.0 yr	250.0 yr	300.0 yr	400.0 yr	
sn126	2.25E-01	2.25E-01	2.25E-01	2.25E-01	2.25E-01	2.25E-01	2.25E-01	2.25E-01	2.24E-01	2.24E-01	2.24E-01	
	nuclide radioactivity, curies basis =per B&W assembly, 0.409 mthm for grams											
	initial	15.0 yr	20.0 yr	30.0 yr	50.0 yr	100.0 yr	150.0 yr	200.0 yr	250.0 yr	300.0 yr	400.0 yr	
i129	1.46E-02	1.46E-02	1.46E-02	1.46E-02	1.46E-02	1.46E-02	1.46E-02	1.46E-02	1.46E-02	1.46E-02	1.46E-02	
	nuclide radioactivity, curies basis =per B&W assembly, 0.409 mthm for grams											
	initial	15.0 yr	20.0 yr	30.0 yr	50.0 yr	100.0 yr	150.0 yr	200.0 yr	250.0 yr	300.0 yr	400.0 yr	
cs135	4.22E-01	4.22E-01	4.22E-01	4.22E-01	4.22E-01	4.22E-01	4.22E-01	4.22E-01	4.22E-01	4.22E-01	4.22E-01	
cs135m	.00E+00	.00E+00	.00E+00	.00E+00	.00E+00	.00E+00	.00E+00	.00E+00	.00E+00	.00E+00	.00E+00	
	nuclide radioactivity, curies basis =per B&W assembly, 0.409 mthm for grams											
	initial	15.0 yr	20.0 yr	30.0 yr	50.0 yr	100.0 yr	150.0 yr	200.0 yr	250.0 yr	300.0 yr	400.0 yr	
	initial	15.0 yr	20.0 yr	30.0 yr	50.0 yr	100.0 yr	150.0 yr	200.0 yr	250.0 yr	300.0 yr	400.0 yr	
	initial	15.0 yr	20.0 yr	30.0 yr	50.0 yr	100.0 yr	150.0 yr	200.0 yr	250.0 yr	300.0 yr	400.0 yr	
sm151	2.47E+02	2.38E+02	2.29E+02	2.12E+02	1.81E+02	1.23E+02	8.40E+01	5.71E+01	3.89E+01	2.64E+01	1.22E+01	
	nuclide radioactivity, curies basis =per B&W assembly, 0.409 mthm for grams											
	initial	15.0 yr	20.0 yr	30.0 yr	50.0 yr	100.0 yr	150.0 yr	200.0 yr	250.0 yr	300.0 yr	400.0 yr	
total	1.48E+05	1.26E+05	1.10E+05	8.63E+04	5.33E+04	1.63E+04	5.03E+03	1.58E+03	5.10E+02	1.77E+02	3.44E+01	
	nuclide radioactivity, curies basis =per B&W assembly, 0.409 mthm for grams											
	initial	500.0 yr	1000.0 yr	2000.0 yr	4000.0 yr	6000.0 yr	8000.0 yr	10000.0 yr	12000.0 yr	14000.0 yr	15000.0 yr	
pb210	3.67E-06	5.99E-06	2.72E-05	9.99E-05	3.19E-04	5.86E-04	8.67E-04	1.15E-03	1.43E-03	1.71E-03	1.86E-03	
ra226	3.34E-04	5.28E-04	2.10E-03	7.67E-03	2.44E-02	4.52E-02	6.70E-02	8.89E-02	1.11E-01	1.32E-01	1.43E-01	
ra228	1.24E-11	1.59E-11	3.11E-11	6.32E-11	1.30E-10	2.00E-10	2.73E-10	3.47E-10	4.23E-10	5.00E-10	5.40E-10	
ac227	2.77E-06	3.34E-06	6.38E-06	1.20E-05	2.32E-05	3.41E-05	4.47E-05	5.50E-05	6.51E-05	7.50E-05	7.98E-05	
th230	4.02E-05	6.57E-05	3.17E-04	1.53E-03	6.84E-03	1.56E-02	2.72E-02	4.11E-02	5.69E-02	7.44E-02	8.36E-02	
th230	2.06E-01	2.64E-01	5.52E-01	1.13E+00	2.25E+00	3.39E+00	4.43E+00	5.48E+00	6.50E+00	7.50E+00	7.99E+00	
	nuclide radioactivity, curies basis =per B&W assembly, 0.409 mthm for grams											
	initial	500.0 yr	1000.0 yr	2000.0 yr	4000.0 yr	6000.0 yr	8000.0 yr	10000.0 yr	12000.0 yr	14000.0 yr	15000.0 yr	
th232	3.08E-02	3.86E-02	7.74E-02	1.57E-01	3.24E-01	4.98E-01	6.78E-01	8.63E-01	1.05E+00	1.24E+00	1.34E+00	
pa231	4.51E-03	5.39E-03	9.77E-03	1.84E-02	3.59E-02	5.22E-02	6.84E-02	8.43E-02	9.97E-02	1.15E-01	1.22E-01	
u233	5.19E-02	6.98E-02	1.76E-01	4.32E-01	9.75E-01	1.52E+00	2.06E+00	2.59E+00	3.12E+00	3.64E+00	3.90E+00	
u234	2.06E+02	2.10E+02	2.09E+02	2.09E+02	2.07E+02	2.06E+02	2.05E+02	2.04E+02	2.03E+02	2.02E+02	2.01E+02	
u235	9.17E+03	9.18E+03	9.23E+03	9.31E+03	9.48E+03	9.64E+03	9.78E+03	9.92E+03	1.01E+04	1.02E+04	1.02E+04	
u236	2.64E+03	2.66E+03	2.70E+03	2.78E+03	2.99E+03	3.05E+03	3.14E+03	3.22E+03	3.28E+03	3.33E+03	3.35E+03	
u238	4.30E+05	4.30E+05	4.30E+05	4.30E+05	4.30E+05	4.30E+05	4.30E+05	4.30E+05	4.30E+05	4.30E+05	4.30E+05	
np237	5.30E+02	5.81E+02	7.41E+02	8.49E+02	8.69E+02	8.70E+02	8.69E+02	8.69E+02	8.68E+02	8.68E+02	8.68E+02	
pu236	7.50E-10	7.50E-10	7.48E-10	7.43E-10	7.34E-10	7.25E-10	7.17E-10	7.08E-10	7.00E-10	6.91E-10	6.87E-10	
pu238	3.66E+00	1.68E+00	3.94E-02	4.04E-05	3.67E-09	1.97E-13	1.06E-17	5.70E-22	3.06E-26	1.64E-30	4.60E-33	
pu239	3.66E+00	1.68E+00	3.94E-02	4.04E-05	3.67E-09	1.97E-13	1.06E-17	5.70E-22	3.06E-26	1.64E-30	4.60E-33	
pu239	3.15E+03	3.14E+03	3.10E+03	3.01E+03	2.86E+03	2.69E+03	2.55E+03	2.41E+03	2.27E+03	2.15E+03	2.09E+03	
pu240	9.22E+02	9.12E+02	8.66E+02	7.78E+02	6.30E+02	5.10E+02	4.13E+02	3.34E+02	2.71E+02	2.19E+02	1.97E+02	
pu241	4.14E-04	4.08E-04	3.92E-04	3.61E-04	3.07E-04	2.60E-04	2.21E-04	1.88E-04	1.60E-04	1.36E-04	1.25E-04	
pu242	1.47E+02	1.47E+02	1.47E+02	1.47E+02	1.46E+02	1.46E+02	1.45E+02	1.45E+02	1.44E+02	1.44E+02	1.43E+02	
am241	3.47E+02	2.95E+02	1.33E+02	2.67E+01	1.09E+00	5.21E-02	8.74E-03	5.98E-03	5.03E-03	4.27E-03	3.92E-03	
am242m	1.33E-01	8.11E-02	6.93E-03	5.09E-05	2.73E-09	1.47E-13	7.89E-18	4.24E-22	2.28E-26	1.22E-30	8.96E-33	





tc 99	3.82E+02	3.81E+02	3.81E+02	3.80E+02	3.77E+02	3.75E+02	3.72E+02	3.70E+02	3.67E+02	3.65E+02	3.64E+02
tc 99m	.00E+00	.00E+00	.00E+00	.00E+00	.00E+00	.00E+00	.00E+00	.00E+00	.00E+00	.00E+00	.00E+00
	basis =per B&W assembly, 0.409 mthm for grams										
	initial	500.0 yr	1000.0 yr	2000.0 yr	4000.0 yr	6000.0 yr	8000.0 yr	10000.0 yr	12000.0 yr	14000.0 yr	15000.0 yr
	basis =per B&W assembly, 0.409 mthm for grams										
pd107	8.23E+01	8.23E+01	8.23E+01	8.23E+01	8.23E+01	8.23E+01	8.22E+01	8.22E+01	8.22E+01	8.22E+01	8.22E+01
pd107m	.00E+00	.00E+00	.00E+00	.00E+00	.00E+00	.00E+00	.00E+00	.00E+00	.00E+00	.00E+00	.00E+00
	basis =per B&W assembly, 0.409 mthm for grams										
	initial	500.0 yr	1000.0 yr	2000.0 yr	4000.0 yr	6000.0 yr	8000.0 yr	10000.0 yr	12000.0 yr	14000.0 yr	15000.0 yr
	basis =per B&W assembly, 0.409 mthm for grams										
	initial	500.0 yr	1000.0 yr	2000.0 yr	4000.0 yr	6000.0 yr	8000.0 yr	10000.0 yr	12000.0 yr	14000.0 yr	15000.0 yr
	basis =per B&W assembly, 0.409 mthm for grams										
sn126	7.90E+00	7.89E+00	7.87E+00	7.81E+00	7.70E+00	7.60E+00	7.49E+00	7.39E+00	7.29E+00	7.19E+00	7.14E+00
	basis =per B&W assembly, 0.409 mthm for grams										
	initial	500.0 yr	1000.0 yr	2000.0 yr	4000.0 yr	6000.0 yr	8000.0 yr	10000.0 yr	12000.0 yr	14000.0 yr	15000.0 yr
	basis =per B&W assembly, 0.409 mthm for grams										
i129	8.29E+01	8.29E+01	8.29E+01	8.29E+01	8.29E+01	8.28E+01	8.28E+01	8.28E+01	8.28E+01	8.28E+01	8.28E+01
	basis =per B&W assembly, 0.409 mthm for grams										
	initial	500.0 yr	1000.0 yr	2000.0 yr	4000.0 yr	6000.0 yr	8000.0 yr	10000.0 yr	12000.0 yr	14000.0 yr	15000.0 yr
cs135	3.67E+02	3.67E+02	3.67E+02	3.66E+02	3.66E+02	3.66E+02	3.66E+02	3.66E+02	3.66E+02	3.66E+02	3.66E+02
cs135m	.00E+00	.00E+00	.00E+00	.00E+00	.00E+00	.00E+00	.00E+00	.00E+00	.00E+00	.00E+00	.00E+00
	basis =per B&W assembly, 0.409 mthm for grams										
	initial	500.0 yr	1000.0 yr	2000.0 yr	4000.0 yr	6000.0 yr	8000.0 yr	10000.0 yr	12000.0 yr	14000.0 yr	15000.0 yr
	basis =per B&W assembly, 0.409 mthm for grams										
	initial	500.0 yr	1000.0 yr	2000.0 yr	4000.0 yr	6000.0 yr	8000.0 yr	10000.0 yr	12000.0 yr	14000.0 yr	15000.0 yr
	basis =per B&W assembly, 0.409 mthm for grams										
smf51	4.65E-01	2.15E-01	4.57E-03	2.07E-06	4.21E-13	8.59E-20	1.75E-26	3.57E-33	7.29E-40	.00E+00	.00E+00
	basis =per B&W assembly, 0.409 mthm for grams										
	initial	500.0 yr	1000.0 yr	2000.0 yr	4000.0 yr	6000.0 yr	8000.0 yr	10000.0 yr	12000.0 yr	14000.0 yr	15000.0 yr
	basis =per B&W assembly, 0.409 mthm for grams										
total	1.63E+04	1.63E+04	1.63E+04	1.63E+04	1.63E+04	1.63E+04	1.63E+04	1.63E+04	1.63E+04	1.63E+04	1.63E+04
0	nuclide radioactivity, curies										
	basis =per B&W assembly, 0.409 mthm for grams										
	initial	500.0 yr	1000.0 yr	2000.0 yr	4000.0 yr	6000.0 yr	8000.0 yr	10000.0 yr	12000.0 yr	14000.0 yr	15000.0 yr
c 14	5.40E-05	5.33E-05	5.02E-05	4.45E-05	3.49E-05	2.74E-05	2.15E-05	1.69E-05	1.33E-05	1.04E-05	9.23E-06
	nuclide radioactivity, curies										
	basis =per B&W assembly, 0.409 mthm for grams										
	initial	500.0 yr	1000.0 yr	2000.0 yr	4000.0 yr	6000.0 yr	8000.0 yr	10000.0 yr	12000.0 yr	14000.0 yr	15000.0 yr
se 79	3.26E-02	3.26E-02	3.26E-02	3.25E-02	3.24E-02	3.22E-02	3.21E-02	3.20E-02	3.18E-02	3.17E-02	3.16E-02
se 79m	.00E+00	.00E+00	.00E+00	.00E+00	.00E+00	.00E+00	.00E+00	.00E+00	.00E+00	.00E+00	.00E+00
	nuclide radioactivity, curies										
	basis =per B&W assembly, 0.409 mthm for grams										
	initial	500.0 yr	1000.0 yr	2000.0 yr	4000.0 yr	6000.0 yr	8000.0 yr	10000.0 yr	12000.0 yr	14000.0 yr	15000.0 yr
	nuclide radioactivity, curies										
	basis =per B&W assembly, 0.409 mthm for grams										
	initial	500.0 yr	1000.0 yr	2000.0 yr	4000.0 yr	6000.0 yr	8000.0 yr	10000.0 yr	12000.0 yr	14000.0 yr	15000.0 yr
nb 92m	5.98E-01	5.98E-01	5.98E-01	5.97E-01	5.97E-01	5.96E-01	5.96E-01	5.96E-01	5.96E-01	5.96E-01	5.96E-01
	nuclide radioactivity, curies										
	basis =per B&W assembly, 0.409 mthm for grams										
	initial	500.0 yr	1000.0 yr	2000.0 yr	4000.0 yr	6000.0 yr	8000.0 yr	10000.0 yr	12000.0 yr	14000.0 yr	15000.0 yr
nb 94	3.66E-05	3.62E-05	3.50E-05	3.26E-05	3.06E-05	2.89E-05	2.66E-05	2.48E-05	2.32E-05	2.24E-05	2.24E-05
nb 94m	.00E+00	.00E+00	.00E+00	.00E+00	.00E+00	.00E+00	.00E+00	.00E+00	.00E+00	.00E+00	.00E+00
tc 99	6.53E+00	6.53E+00	6.52E+00	6.49E+00	6.45E+00	6.41E+00	6.37E+00	6.33E+00	6.28E+00	6.24E+00	6.22E+00
tc 99m	.00E+00	.00E+00	.00E+00	.00E+00	.00E+00	.00E+00	.00E+00	.00E+00	.00E+00	.00E+00	.00E+00
	nuclide radioactivity, curies										
	basis =per B&W assembly, 0.409 mthm for grams										
	initial	500.0 yr	1000.0 yr	2000.0 yr	4000.0 yr	6000.0 yr	8000.0 yr	10000.0 yr	12000.0 yr	14000.0 yr	15000.0 yr

		nuclide radioactivity, curies											
		basis =per B&W assembly, 0.409 mthm for grams											
	initial	500.0 yr	1000.0 yr	2000.0 yr	4000.0 yr	6000.0 yr	8000.0 yr	10000.0 yr	12000.0 yr	14000.0 yr	15000.0 yr		
pd107	4.23E-02	4.23E-02	4.23E-02	4.23E-02	4.23E-02	4.23E-02	4.23E-02	4.23E-02	4.23E-02	4.23E-02	4.23E-02	4.23E-02	4.23E-02
pd107m	.00E+00	.00E+00	.00E+00	.00E+00	.00E+00	.00E+00	.00E+00	.00E+00	.00E+00	.00E+00	.00E+00	.00E+00	.00E+00
		nuclide radioactivity, curies											
		basis =per B&W assembly, 0.409 mthm for grams											
	initial	500.0 yr	1000.0 yr	2000.0 yr	4000.0 yr	6000.0 yr	8000.0 yr	10000.0 yr	12000.0 yr	14000.0 yr	15000.0 yr		
		nuclide radioactivity, curies											
		basis =per B&W assembly, 0.409 mthm for grams											
	initial	500.0 yr	1000.0 yr	2000.0 yr	4000.0 yr	6000.0 yr	8000.0 yr	10000.0 yr	12000.0 yr	14000.0 yr	15000.0 yr		
sn126	2.24E-01	2.24E-01	2.23E-01	2.22E-01	2.19E-01	2.16E-01	2.13E-01	2.10E-01	2.07E-01	2.04E-01	2.03E-01		
		nuclide radioactivity, curies											
		basis =per B&W assembly, 0.409 mthm for grams											
	initial	500.0 yr	1000.0 yr	2000.0 yr	4000.0 yr	6000.0 yr	8000.0 yr	10000.0 yr	12000.0 yr	14000.0 yr	15000.0 yr		
i129	1.46E-02	1.46E-02	1.46E-02	1.46E-02	1.46E-02	1.46E-02	1.46E-02	1.46E-02	1.46E-02	1.46E-02	1.46E-02	1.46E-02	1.46E-02
		nuclide radioactivity, curies											
		basis =per B&W assembly, 0.409 mthm for grams											
	initial	500.0 yr	1000.0 yr	2000.0 yr	4000.0 yr	6000.0 yr	8000.0 yr	10000.0 yr	12000.0 yr	14000.0 yr	15000.0 yr		
cs135	4.22E-01	4.22E-01	4.22E-01	4.22E-01	4.22E-01	4.22E-01	4.21E-01	4.21E-01	4.21E-01	4.21E-01	4.21E-01	4.20E-01	
cs135m	.00E+00	.00E+00	.00E+00	.00E+00	.00E+00	.00E+00	.00E+00	.00E+00	.00E+00	.00E+00	.00E+00	.00E+00	.00E+00
		nuclide radioactivity, curies											
		basis =per B&W assembly, 0.409 mthm for grams											
	initial	500.0 yr	1000.0 yr	2000.0 yr	4000.0 yr	6000.0 yr	8000.0 yr	10000.0 yr	12000.0 yr	14000.0 yr	15000.0 yr		
		nuclide radioactivity, curies											
		basis =per B&W assembly, 0.409 mthm for grams											
	initial	500.0 yr	1000.0 yr	2000.0 yr	4000.0 yr	6000.0 yr	8000.0 yr	10000.0 yr	12000.0 yr	14000.0 yr	15000.0 yr		
smf51	1.22E+01	5.67E+00	1.20E-01	5.44E-05	1.11E-11	2.26E-18	4.61E-25	9.13E-32	.00E+00	.00E+00	.00E+00		
		nuclide radioactivity, curies											
		basis =per B&W assembly, 0.409 mthm for grams											
	initial	500.0 yr	1000.0 yr	2000.0 yr	4000.0 yr	6000.0 yr	8000.0 yr	10000.0 yr	12000.0 yr	14000.0 yr	15000.0 yr		
		nuclide radioactivity, curies											
		basis =per B&W assembly, 0.409 mthm for grams											
total	initial	500.0 yr	1000.0 yr	2000.0 yr	4000.0 yr	6000.0 yr	8000.0 yr	10000.0 yr	12000.0 yr	14000.0 yr	15000.0 yr		
	3.44E+01	1.57E+01	8.82E+00	8.68E+00	8.62E+00	8.57E+00	8.52E+00	8.48E+00	8.43E+00	8.38E+00	8.35E+00		
		basis =per B&W assembly, 0.409 mthm for grams											
	initial	16000.0 yr	17000.0 yr	18000.0 yr	19000.0 yr	20000.0 yr	21000.0 yr	22000.0 yr	23000.0 yr	24000.0 yr	25000.0 yr		
pb210	1.85E-03	1.98E-03	2.11E-03	2.24E-03	2.37E-03	2.50E-03	2.63E-03	2.76E-03	2.89E-03	3.00E-03	3.12E-03		
ra226	1.43E-01	1.53E-01	1.63E-01	1.73E-01	1.83E-01	1.93E-01	2.03E-01	2.13E-01	2.22E-01	2.32E-01	2.41E-01		
ra228	5.40E-10	5.79E-10	6.18E-10	6.58E-10	6.98E-10	7.38E-10	7.78E-10	8.19E-10	8.59E-10	9.00E-10	9.41E-10		
ac227	7.98E-05	8.46E-05	8.93E-05	9.39E-05	9.85E-05	1.03E-04	1.07E-04	1.12E-04	1.16E-04	1.20E-04	1.25E-04		
th229	8.36E-02	9.30E-02	1.03E-01	1.13E-01	1.23E-01	1.33E-01	1.44E-01	1.55E-01	1.65E-01	1.76E-01	1.87E-01		
th230	7.99E+00	8.48E+00	8.96E+00	9.43E+00	9.90E+00	1.04E+01	1.08E+01	1.13E+01	1.17E+01	1.22E+01	1.26E+01		
		basis =per B&W assembly, 0.409 mthm for grams											
	initial	16000.0 yr	17000.0 yr	18000.0 yr	19000.0 yr	20000.0 yr	21000.0 yr	22000.0 yr	23000.0 yr	24000.0 yr	25000.0 yr		
th232	1.34E+00	1.44E+00	1.54E+00	1.64E+00	1.74E+00	1.84E+00	1.94E+00	2.04E+00	2.14E+00	2.24E+00	2.34E+00		
pa231	1.22E-01	1.29E-01	1.37E-01	1.44E-01	1.51E-01	1.58E-01	1.64E-01	1.71E-01	1.78E-01	1.84E-01	1.91E-01		
u233	3.90E+00	4.16E+00	4.42E+00	4.67E+00	4.93E+00	5.18E+00	5.44E+00	5.69E+00	5.94E+00	6.19E+00	6.44E+00		
u234	2.03E+02	2.02E+02	2.02E+02	2.01E+02	2.01E+02	2.00E+02	2.00E+02	1.99E+02	1.99E+02	1.98E+02	1.98E+02		
u235	1.02E+04	1.03E+04	1.04E+04	1.04E+04	1.05E+04	1.05E+04	1.06E+04	1.06E+04	1.07E+04	1.07E+04	1.08E+04		
u236	3.35E+03	3.37E+03	3.39E+03	3.41E+03	3.42E+03	3.43E+03	3.44E+03	3.45E+03	3.46E+03	3.47E+03	3.48E+03		
u238	4.30E+05	4.30E+05	4.30E+05	4.30E+05	4.30E+05	4.30E+05	4.30E+05	4.30E+05	4.30E+05	4.30E+05	4.30E+05		
np237	8.68E+02	8.67E+02	8.67E+02	8.67E+02	8.66E+02	8.66E+02	8.66E+02	8.66E+02	8.65E+02	8.65E+02	8.65E+02		
pu236	6.87E-10	6.83E-10	6.79E-10	6.75E-10	6.71E-10	6.67E-10	6.63E-10	6.59E-10	6.55E-10	6.51E-10	6.47E-10		

p238	4.60E-33	1.70E-36	6.29E-40	3.34E-43	.00E+00	.00E+00	.00E+00	.00E+00	.00E+00	.00E+00	.00E+00	.00E+00	.00E+00	.00E+00
p239	4.60E-33	1.70E-36	6.29E-40	3.34E-43	.00E+00	.00E+00	.00E+00	.00E+00	.00E+00	.00E+00	.00E+00	.00E+00	.00E+00	.00E+00
p239	2.09E+03	2.03E+03	1.97E+03	1.92E+03	1.86E+03	1.81E+03	1.76E+03	1.71E+03	1.66E+03	1.62E+03	1.57E+03			
p240	1.97E+02	1.77E+02	1.60E+02	1.44E+02	1.29E+02	1.16E+02	1.05E+02	9.41E+01	8.47E+01	7.62E+01	6.86E+01			
p241	1.25E-04	1.15E-04	1.06E-04	9.79E-05	9.02E-05	8.31E-05	7.66E-05	7.06E-05	6.51E-05	6.00E-05	5.53E-05			
p242	1.43E+02	1.43E+02	1.43E+02	1.43E+02	1.42E+02	1.42E+02	1.42E+02	1.42E+02	1.41E+02	1.41E+02	1.41E+02			
am241	3.92E-03	3.61E-03	3.33E-03	3.07E-03	2.83E-03	2.61E-03	2.40E-03	2.22E-03	2.04E-03	1.88E-03	1.73E-03			
am242m	8.96E-33	6.57E-35	4.81E-37	3.53E-39	2.58E-41	3.39E-43	.00E+00	.00E+00	.00E+00	.00E+00	.00E+00			
am243	7.17E+00	6.53E+00	5.94E+00	5.41E+00	4.92E+00	4.48E+00	4.08E+00	3.71E+00	3.38E+00	3.07E+00	2.80E+00			

basis =per B&W assembly, 0.409 mthm for grams

initial	16000.0	yr17000.0	yr18000.0	yr19000.0	yr20000.0	yr21000.0	yr22000.0	yr23000.0	yr24000.0	yr25000.0	yr			
cm244	.00E+00	.00E+00	.00E+00	.00E+00	.00E+00	.00E+00	.00E+00	.00E+00	.00E+00	.00E+00	.00E+00	.00E+00	.00E+00	.00E+00
cm245	7.51E-02	6.99E-02	6.38E-02	5.88E-02	5.42E-02	5.00E-02	4.61E-02	4.25E-02	3.91E-02	3.61E-02	3.32E-02			
cm246	2.36E-03	2.04E-03	1.76E-03	1.52E-03	1.32E-03	1.14E-03	9.82E-04	8.48E-04	7.32E-04	6.32E-04	5.46E-04			
total	4.47E+05	4.47E+05	4.47E+05	4.47E+05	4.47E+05	4.47E+05	4.47E+05	4.47E+05	4.47E+05	4.47E+05	4.47E+05			

nuclide radioactivity, curies

basis =per B&W assembly, 0.409 mthm for grams

initial	16000.0	yr17000.0	yr18000.0	yr19000.0	yr20000.0	yr21000.0	yr22000.0	yr23000.0	yr24000.0	yr25000.0	yr			
pb210	1.41E-01	1.51E-01	1.61E-01	1.71E-01	1.81E-01	1.91E-01	2.01E-01	2.10E-01	2.20E-01	2.29E-01	2.38E-01			
ra226	1.41E-01	1.51E-01	1.61E-01	1.72E-01	1.81E-01	1.91E-01	2.01E-01	2.11E-01	2.20E-01	2.29E-01	2.39E-01			
ra228	1.47E-07	1.58E-07	1.69E-07	1.80E-07	1.91E-07	2.01E-07	2.12E-07	2.23E-07	2.35E-07	2.46E-07	2.57E-07			
ac227	5.78E-03	6.12E-03	6.46E-03	6.79E-03	7.13E-03	7.45E-03	7.77E-03	8.09E-03	8.40E-03	8.71E-03	9.01E-03			
th229	1.66E-02	1.84E-02	2.04E-02	2.23E-02	2.44E-02	2.64E-02	2.85E-02	3.06E-02	3.28E-02	3.49E-02	3.71E-02			
th230	1.66E-01	1.75E-01	1.85E-01	1.95E-01	2.04E-01	2.14E-01	2.23E-01	2.32E-01	2.42E-01	2.51E-01	2.60E-01			

nuclide radioactivity, curies

basis =per B&W assembly, 0.409 mthm for grams

initial	16000.0	yr17000.0	yr18000.0	yr19000.0	yr20000.0	yr21000.0	yr22000.0	yr23000.0	yr24000.0	yr25000.0	yr			
th232	1.47E-07	1.58E-07	1.69E-07	1.80E-07	1.91E-07	2.01E-07	2.12E-07	2.23E-07	2.35E-07	2.46E-07	2.57E-07			
pa231	5.77E-03	6.12E-03	6.46E-03	6.79E-03	7.12E-03	7.45E-03	7.77E-03	8.08E-03	8.40E-03	8.71E-03	9.01E-03			
u233	3.78E-02	4.01E-02	4.26E-02	4.51E-02	4.75E-02	5.00E-02	5.24E-02	5.48E-02	5.73E-02	5.97E-02	6.20E-02			
u234	1.26E+00	1.26E+00	1.25E+00	1.25E+00	1.25E+00	1.24E+00	1.24E+00	1.24E+00	1.24E+00	1.23E+00	1.23E+00			
u235	2.21E-02	2.23E-02	2.24E-02	2.25E-02	2.26E-02	2.27E-02	2.29E-02	2.30E-02	2.31E-02	2.32E-02	2.33E-02			
u236	2.17E-01	2.18E-01	2.19E-01	2.20E-01	2.21E-01	2.22E-01	2.23E-01	2.24E-01	2.24E-01	2.25E-01	2.25E-01			
u238	1.45E-01	1.45E-01	1.45E-01	1.45E-01	1.45E-01	1.45E-01	1.45E-01	1.45E-01	1.45E-01	1.45E-01	1.45E-01			
np237	6.12E-01	6.12E-01	6.11E-01	6.11E-01	6.11E-01	6.11E-01	6.11E-01	6.10E-01	6.10E-01	6.10E-01	6.10E-01			
pu236	3.59E-07	3.57E-07	3.55E-07	3.53E-07	3.51E-07	3.48E-07	3.46E-07	3.44E-07	3.42E-07	3.40E-07	3.38E-07			
pu238	6.85E-32	.00E+00	.00E+00	.00E+00	.00E+00	.00E+00	.00E+00	.00E+00	.00E+00	.00E+00	.00E+00			
pu239	1.30E+02	1.26E+02	1.22E+02	1.19E+02	1.16E+02	1.12E+02	1.09E+02	1.06E+02	1.03E+02	1.00E+02	9.74E+01			
pu240	4.48E+01	4.03E+01	3.62E+01	3.26E+01	2.95E+01	2.64E+01	2.38E+01	2.14E+01	1.92E+01	1.73E+01	1.56E+01			
pu241	1.25E-02	1.19E-02	1.10E-02	1.01E-02	9.33E-03	8.60E-03	7.93E-03	7.30E-03	6.73E-03	6.21E-03	5.72E-03			
pu242	5.67E-01	5.66E-01	5.65E-01	5.64E-01	5.63E-01	5.62E-01	5.61E-01	5.60E-01	5.59E-01	5.58E-01	5.57E-01			
am241	1.35E-02	1.24E-02	1.14E-02	1.05E-02	9.71E-03	8.95E-03	8.25E-03	7.60E-03	7.01E-03	6.46E-03	5.95E-03			
am242m	9.13E-32	.00E+00	.00E+00	.00E+00	.00E+00	.00E+00	.00E+00	.00E+00	.00E+00	.00E+00	.00E+00			
am243	1.43E+00	1.30E+00	1.19E+00	1.08E+00	9.83E-01	8.94E-01	8.14E-01	7.41E-01	6.75E-01	6.14E-01	5.59E-01			

nuclide radioactivity, curies

basis =per B&W assembly, 0.409 mthm for grams

initial	16000.0	yr17000.0	yr18000.0	yr19000.0	yr20000.0	yr21000.0	yr22000.0	yr23000.0	yr24000.0	yr25000.0	yr			
cm244	.00E+00	.00E+00	.00E+00	.00E+00	.00E+00	.00E+00	.00E+00	.00E+00	.00E+00	.00E+00	.00E+00	.00E+00	.00E+00	.00E+00
cm245	1.29E-02	1.19E-02	1.10E-02	1.01E-02	9.31E-03	8.58E-03	7.91E-03	7.29E-03	6.72E-03	6.19E-03	5.71E-03			
cm246	7.27E-04	6.28E-04	5.42E-04	4.68E-04	4.04E-04	3.49E-04	3.02E-04	2.61E-04	2.25E-04	1.94E-04	1.68E-04			
total	1.83E+02	1.74E+02	1.67E+02	1.60E+02	1.53E+02	1.47E+02	1.41E+02	1.35E+02	1.30E+02	1.25E+02	1.21E+02			

basis =per B&W assembly, 0.409 mthm for grams

initial	16000.0	yr17000.0	yr18000.0	yr19000.0	yr20000.0	yr21000.0	yr22000.0	yr23000.0	yr24000.0	yr25000.0	yr			
c 14	2.07E-06	1.83E-06	1.62E-06	1.44E-06	1.28E-06	1.13E-06	1.00E-06	8.87E-07	7.86E-07	6.96E-07	6.17E-07			

basis =per B&W assembly, 0.409 mthm for grams

initial	16000.0	yr17000.0	yr18000.0	yr19000.0	yr20000.0	yr21000.0	yr22000.0	yr23000.0	yr24000.0	yr25000.0	yr			
se 79	2.30E+00	2.30E+00	2.29E+00	2.28E+00	2.28E+00	2.28E+00	2.27E+00	2.27E+00	2.26E+00	2.26E+00	2.26E+00			
se 79m	.00E+00	.00E+00	.00E+00	.00E+00	.00E+00	.00E+00	.00E+00	.00E+00	.00E+00	.00E+00	.00E+00			

basis =per B&W assembly, 0.409 mthm for grams

initial 16000.0 yr17000.0 yr18000.0 yr19000.0 yr20000.0 yr21000.0 yr22000.0 yr23000.0 yr24000.0 yr25000.0 yr  
basis =per B&W assembly, 0.409 mthm for grams  
rb 93m initial 16000.0 yr17000.0 yr18000.0 yr19000.0 yr20000.0 yr21000.0 yr22000.0 yr23000.0 yr24000.0 yr25000.0 yr  
2.49E-03 2.49E-03 2.49E-03 2.49E-03 2.49E-03 2.48E-03 2.48E-03 2.48E-03 2.48E-03 2.48E-03 2.48E-03 2.48E-03  
basis =per B&W assembly, 0.409 mthm for grams  
rb 94 initial 16000.0 yr17000.0 yr18000.0 yr19000.0 yr20000.0 yr21000.0 yr22000.0 yr23000.0 yr24000.0 yr25000.0 yr  
1.20E-04 1.16E-04 1.12E-04 1.08E-04 1.04E-04 1.01E-04 9.75E-05 9.42E-05 9.10E-05 8.80E-05 8.50E-05  
rb 94m .00E+00 .00E+00 .00E+00 .00E+00 .00E+00 .00E+00 .00E+00 .00E+00 .00E+00 .00E+00 .00E+00  
tc 99 3.64E+02 3.62E+02 3.61E+02 3.60E+02 3.59E+02 3.58E+02 3.57E+02 3.55E+02 3.54E+02 3.53E+02 3.52E+02  
tc 99m .00E+00 .00E+00 .00E+00 .00E+00 .00E+00 .00E+00 .00E+00 .00E+00 .00E+00 .00E+00 .00E+00  
basis =per B&W assembly, 0.409 mthm for grams  
pd107 initial 16000.0 yr17000.0 yr18000.0 yr19000.0 yr20000.0 yr21000.0 yr22000.0 yr23000.0 yr24000.0 yr25000.0 yr  
8.22E+01 8.22E+01 8.22E+01 8.22E+01 8.21E+01 8.21E+01 8.21E+01 8.21E+01 8.21E+01 8.21E+01 8.21E+01  
pd107m .00E+00 .00E+00 .00E+00 .00E+00 .00E+00 .00E+00 .00E+00 .00E+00 .00E+00 .00E+00 .00E+00  
basis =per B&W assembly, 0.409 mthm for grams  
initial 16000.0 yr17000.0 yr18000.0 yr19000.0 yr20000.0 yr21000.0 yr22000.0 yr23000.0 yr24000.0 yr25000.0 yr  
basis =per B&W assembly, 0.409 mthm for grams  
initial 16000.0 yr17000.0 yr18000.0 yr19000.0 yr20000.0 yr21000.0 yr22000.0 yr23000.0 yr24000.0 yr25000.0 yr  
basis =per B&W assembly, 0.409 mthm for grams  
sn126 initial 16000.0 yr17000.0 yr18000.0 yr19000.0 yr20000.0 yr21000.0 yr22000.0 yr23000.0 yr24000.0 yr25000.0 yr  
7.14E+00 7.09E+00 7.04E+00 6.99E+00 6.94E+00 6.90E+00 6.85E+00 6.80E+00 6.75E+00 6.71E+00 6.66E+00  
basis =per B&W assembly, 0.409 mthm for grams  
i129 initial 16000.0 yr17000.0 yr18000.0 yr19000.0 yr20000.0 yr21000.0 yr22000.0 yr23000.0 yr24000.0 yr25000.0 yr  
8.28E+01 8.28E+01 8.28E+01 8.28E+01 8.28E+01 8.28E+01 8.28E+01 8.28E+01 8.28E+01 8.28E+01 8.28E+01  
basis =per B&W assembly, 0.409 mthm for grams  
cs135 initial 16000.0 yr17000.0 yr18000.0 yr19000.0 yr20000.0 yr21000.0 yr22000.0 yr23000.0 yr24000.0 yr25000.0 yr  
3.65E+02 3.65E+02 3.65E+02 3.65E+02 3.65E+02 3.64E+02 3.64E+02 3.64E+02 3.64E+02 3.64E+02 3.64E+02  
cs135m .00E+00 .00E+00 .00E+00 .00E+00 .00E+00 .00E+00 .00E+00 .00E+00 .00E+00 .00E+00 .00E+00  
basis =per B&W assembly, 0.409 mthm for grams  
initial 16000.0 yr17000.0 yr18000.0 yr19000.0 yr20000.0 yr21000.0 yr22000.0 yr23000.0 yr24000.0 yr25000.0 yr  
basis =per B&W assembly, 0.409 mthm for grams  
initial 16000.0 yr17000.0 yr18000.0 yr19000.0 yr20000.0 yr21000.0 yr22000.0 yr23000.0 yr24000.0 yr25000.0 yr  
basis =per B&W assembly, 0.409 mthm for grams  
smf51 initial 16000.0 yr17000.0 yr18000.0 yr19000.0 yr20000.0 yr21000.0 yr22000.0 yr23000.0 yr24000.0 yr25000.0 yr  
.00E+00 .00E+00 .00E+00 .00E+00 .00E+00 .00E+00 .00E+00 .00E+00 .00E+00 .00E+00 .00E+00  
basis =per B&W assembly, 0.409 mthm for grams  
initial 16000.0 yr17000.0 yr18000.0 yr19000.0 yr20000.0 yr21000.0 yr22000.0 yr23000.0 yr24000.0 yr25000.0 yr  
basis =per B&W assembly, 0.409 mthm for grams  
total 0 initial 16000.0 yr17000.0 yr18000.0 yr19000.0 yr20000.0 yr21000.0 yr22000.0 yr23000.0 yr24000.0 yr25000.0 yr  
1.63E+04 1.63E+04 1.63E+04 1.63E+04 1.63E+04 1.63E+04 1.63E+04 1.63E+04 1.63E+04 1.63E+04 1.63E+04  
nuclide radioactivity, curies  
basis =per B&W assembly, 0.409 mthm for grams  
c 14 0 initial 16000.0 yr17000.0 yr18000.0 yr19000.0 yr20000.0 yr21000.0 yr22000.0 yr23000.0 yr24000.0 yr25000.0 yr  
9.23E-06 8.17E-06 7.24E-06 6.42E-06 5.69E-06 5.04E-06 4.46E-06 3.96E-06 3.50E-06 3.10E-06 2.75E-06  
nuclide radioactivity, curies  
basis =per B&W assembly, 0.409 mthm for grams  
se 79 0 initial 16000.0 yr17000.0 yr18000.0 yr19000.0 yr20000.0 yr21000.0 yr22000.0 yr23000.0 yr24000.0 yr25000.0 yr  
3.16E-02 3.16E-02 3.15E-02 3.14E-02 3.14E-02 3.13E-02 3.12E-02 3.12E-02 3.11E-02 3.10E-02 3.10E-02  
se 79m .00E+00 .00E+00 .00E+00 .00E+00 .00E+00 .00E+00 .00E+00 .00E+00 .00E+00 .00E+00 .00E+00  
nuclide radioactivity, curies  
basis =per B&W assembly, 0.409 mthm for grams  
0 initial 16000.0 yr17000.0 yr18000.0 yr19000.0 yr20000.0 yr21000.0 yr22000.0 yr23000.0 yr24000.0 yr25000.0 yr  
nuclide radioactivity, curies  
basis =per B&W assembly, 0.409 mthm for grams  
rb 98m 0 initial 16000.0 yr17000.0 yr18000.0 yr19000.0 yr20000.0 yr21000.0 yr22000.0 yr23000.0 yr24000.0 yr25000.0 yr  
5.94E-01 5.94E-01 5.93E-01 5.93E-01 5.93E-01 5.92E-01 5.92E-01 5.92E-01 5.92E-01 5.91E-01 5.91E-01  
nuclide radioactivity, curies  
basis =per B&W assembly, 0.409 mthm for grams

	initial	16000.0	yr17000.0	yr18000.0	yr19000.0	yr20000.0	yr21000.0	yr22000.0	yr23000.0	yr24000.0	yr25000.0	yr
rb %		2.24E-05	2.17E-05	2.09E-05	2.02E-05	1.96E-05	1.89E-05	1.83E-05	1.77E-05	1.71E-05	1.65E-05	1.59E-05
rb %m		.00E+00	.00E+00	.00E+00	.00E+00	.00E+00	.00E+00	.00E+00	.00E+00	.00E+00	.00E+00	.00E+00
tc 99		6.22E+00	6.20E+00	6.18E+00	6.16E+00	6.14E+00	6.12E+00	6.10E+00	6.08E+00	6.06E+00	6.04E+00	6.02E+00
tc 99m		.00E+00	.00E+00	.00E+00	.00E+00	.00E+00	.00E+00	.00E+00	.00E+00	.00E+00	.00E+00	.00E+00
0		nuclide radioactivity, curies										
		basis =per B&W assembly, 0.409 mthm for grams										
	initial	16000.0	yr17000.0	yr18000.0	yr19000.0	yr20000.0	yr21000.0	yr22000.0	yr23000.0	yr24000.0	yr25000.0	yr
0		nuclide radioactivity, curies										
		basis =per B&W assembly, 0.409 mthm for grams										
	initial	16000.0	yr17000.0	yr18000.0	yr19000.0	yr20000.0	yr21000.0	yr22000.0	yr23000.0	yr24000.0	yr25000.0	yr
pdf107		4.23E-02	4.23E-02	4.23E-02	4.23E-02	4.22E-02	4.22E-02	4.22E-02	4.22E-02	4.22E-02	4.22E-02	4.22E-02
pdf107m		.00E+00	.00E+00	.00E+00	.00E+00	.00E+00	.00E+00	.00E+00	.00E+00	.00E+00	.00E+00	.00E+00
0		nuclide radioactivity, curies										
		basis =per B&W assembly, 0.409 mthm for grams										
	initial	16000.0	yr17000.0	yr18000.0	yr19000.0	yr20000.0	yr21000.0	yr22000.0	yr23000.0	yr24000.0	yr25000.0	yr
0		nuclide radioactivity, curies										
		basis =per B&W assembly, 0.409 mthm for grams										
	initial	16000.0	yr17000.0	yr18000.0	yr19000.0	yr20000.0	yr21000.0	yr22000.0	yr23000.0	yr24000.0	yr25000.0	yr
0		nuclide radioactivity, curies										
		basis =per B&W assembly, 0.409 mthm for grams										
	initial	16000.0	yr17000.0	yr18000.0	yr19000.0	yr20000.0	yr21000.0	yr22000.0	yr23000.0	yr24000.0	yr25000.0	yr
sn126		2.03E-01	2.01E-01	2.00E-01	1.98E-01	1.97E-01	1.96E-01	1.94E-01	1.93E-01	1.92E-01	1.90E-01	1.89E-01
0		nuclide radioactivity, curies										
		basis =per B&W assembly, 0.409 mthm for grams										
	initial	16000.0	yr17000.0	yr18000.0	yr19000.0	yr20000.0	yr21000.0	yr22000.0	yr23000.0	yr24000.0	yr25000.0	yr
0		nuclide radioactivity, curies										
		basis =per B&W assembly, 0.409 mthm for grams										
	initial	16000.0	yr17000.0	yr18000.0	yr19000.0	yr20000.0	yr21000.0	yr22000.0	yr23000.0	yr24000.0	yr25000.0	yr
i129		1.46E-02	1.46E-02	1.46E-02	1.46E-02	1.46E-02	1.46E-02	1.46E-02	1.46E-02	1.46E-02	1.46E-02	1.46E-02
0		nuclide radioactivity, curies										
		basis =per B&W assembly, 0.409 mthm for grams										
	initial	16000.0	yr17000.0	yr18000.0	yr19000.0	yr20000.0	yr21000.0	yr22000.0	yr23000.0	yr24000.0	yr25000.0	yr
0		nuclide radioactivity, curies										
		basis =per B&W assembly, 0.409 mthm for grams										
	initial	16000.0	yr17000.0	yr18000.0	yr19000.0	yr20000.0	yr21000.0	yr22000.0	yr23000.0	yr24000.0	yr25000.0	yr
cs135		4.20E-01	4.20E-01	4.20E-01	4.20E-01	4.20E-01	4.20E-01	4.20E-01	4.20E-01	4.19E-01	4.19E-01	4.19E-01
cs135m		.00E+00	.00E+00	.00E+00	.00E+00	.00E+00	.00E+00	.00E+00	.00E+00	.00E+00	.00E+00	.00E+00
0		nuclide radioactivity, curies										
		basis =per B&W assembly, 0.409 mthm for grams										
	initial	16000.0	yr17000.0	yr18000.0	yr19000.0	yr20000.0	yr21000.0	yr22000.0	yr23000.0	yr24000.0	yr25000.0	yr
0		nuclide radioactivity, curies										
		basis =per B&W assembly, 0.409 mthm for grams										
	initial	16000.0	yr17000.0	yr18000.0	yr19000.0	yr20000.0	yr21000.0	yr22000.0	yr23000.0	yr24000.0	yr25000.0	yr
0		nuclide radioactivity, curies										
		basis =per B&W assembly, 0.409 mthm for grams										
	initial	16000.0	yr17000.0	yr18000.0	yr19000.0	yr20000.0	yr21000.0	yr22000.0	yr23000.0	yr24000.0	yr25000.0	yr
0		nuclide radioactivity, curies										
		basis =per B&W assembly, 0.409 mthm for grams										
	initial	16000.0	yr17000.0	yr18000.0	yr19000.0	yr20000.0	yr21000.0	yr22000.0	yr23000.0	yr24000.0	yr25000.0	yr
sn151		.00E+00	.00E+00	.00E+00	.00E+00	.00E+00	.00E+00	.00E+00	.00E+00	.00E+00	.00E+00	.00E+00
0		nuclide radioactivity, curies										
		basis =per B&W assembly, 0.409 mthm for grams										
	initial	16000.0	yr17000.0	yr18000.0	yr19000.0	yr20000.0	yr21000.0	yr22000.0	yr23000.0	yr24000.0	yr25000.0	yr
0		nuclide radioactivity, curies										
		basis =per B&W assembly, 0.409 mthm for grams										
	initial	16000.0	yr17000.0	yr18000.0	yr19000.0	yr20000.0	yr21000.0	yr22000.0	yr23000.0	yr24000.0	yr25000.0	yr
total		8.35E+00	8.33E+00	8.31E+00	8.28E+00	8.26E+00	8.25E+00	8.21E+00	8.19E+00	8.16E+00	8.14E+00	8.12E+00
0		nuclide radioactivity, curies										
		basis =per B&W assembly, 0.409 mthm for grams										
	initial	35000.	yr 45000.	yr 50000.	yr 55000.	yr 60000.	yr 65000.	yr 70000.	yr100000.	yr200000.	yr250000.	yr
0		nuclide radioactivity, curies										
		basis =per B&W assembly, 0.409 mthm for grams										
	initial	35000.	yr 45000.	yr 50000.	yr 55000.	yr 60000.	yr 65000.	yr 70000.	yr100000.	yr200000.	yr250000.	yr
pb210		3.12E-03	4.25E-03	5.25E-03	5.70E-03	6.12E-03	6.52E-03	6.89E-03	7.23E-03	9.07E-03	1.07E-02	1.05E-02
ra226		2.41E-01	3.28E-01	4.05E-01	4.40E-01	4.73E-01	5.03E-01	5.32E-01	5.59E-01	7.00E-01	8.24E-01	8.11E-01
ra228		9.41E-10	1.35E-09	1.76E-09	1.97E-09	2.18E-09	2.38E-09	2.59E-09	2.80E-09	4.04E-09	8.18E-09	1.02E-08
ac227		1.25E-04	1.63E-04	1.97E-04	2.11E-04	2.25E-04	2.37E-04	2.49E-04	2.59E-04	3.06E-04	3.59E-04	3.65E-04
th229		1.87E-01	3.01E-01	4.14E-01	4.71E-01	5.26E-01	5.80E-01	6.33E-01	6.84E-01	9.71E-01	1.77E+00	1.91E+00
th230		1.26E+01	1.67E+01	2.02E+01	2.19E+01	2.34E+01	2.48E+01	2.61E+01	2.74E+01	3.31E+01	3.92E+01	3.88E+01
0		nuclide radioactivity, curies										
		basis =per B&W assembly, 0.409 mthm for grams										
	initial	35000.	yr 45000.	yr 50000.	yr 55000.	yr 60000.	yr 65000.	yr 70000.	yr100000.	yr200000.	yr250000.	yr
0		nuclide radioactivity, curies										
		basis =per B&W assembly, 0.409 mthm for grams										
	initial	35000.	yr 45000.	yr 50000.	yr 55000.	yr 60000.	yr 65000.	yr 70000.	yr100000.	yr200000.	yr250000.	yr
th232		2.34E+00	3.36E+00	4.39E+00	4.90E+00	5.42E+00	5.93E+00	6.45E+00	6.96E+00	1.01E+01	2.03E+01	2.55E+01

	1.91E-01	2.50E-01	3.01E-01	3.23E-01	3.44E-01	3.63E-01	3.81E-01	3.97E-01	4.69E-01	5.50E-01	5.58E-01	
pa231	1.91E-01	2.50E-01	3.01E-01	3.23E-01	3.44E-01	3.63E-01	3.81E-01	3.97E-01	4.69E-01	5.50E-01	5.58E-01	
u233	6.44E+00	8.85E+00	1.12E+01	1.23E+01	1.34E+01	1.44E+01	1.55E+01	1.65E+01	2.20E+01	3.57E+01	4.03E+01	
u234	1.98E+02	1.93E+02	1.89E+02	1.86E+02	1.83E+02	1.81E+02	1.79E+02	1.77E+02	1.64E+02	1.30E+02	1.16E+02	
u235	1.08E+04	1.11E+04	1.14E+04	1.15E+04	1.16E+04	1.17E+04	1.18E+04	1.19E+04	1.21E+04	1.23E+04	1.23E+04	
u236	3.48E+03	3.52E+03	3.54E+03	3.54E+03	3.54E+03	3.54E+03	3.54E+03	3.54E+03	3.54E+03	3.53E+03	3.52E+03	
u238	4.30E+05	4.30E+05	4.30E+05	4.30E+05	4.30E+05	4.30E+05	4.30E+05	4.30E+05	4.30E+05	4.30E+05	4.30E+05	
np237	8.65E+02	8.62E+02	8.59E+02	8.58E+02	8.56E+02	8.55E+02	8.54E+02	8.52E+02	8.44E+02	8.17E+02	8.04E+02	
pu236	6.47E-10	6.09E-10	5.73E-10	5.56E-10	5.40E-10	5.24E-10	5.08E-10	4.93E-10	4.12E-10	2.25E-10	1.67E-10	
pu238	.00E+00	.00E+00	.00E+00	.00E+00	.00E+00	.00E+00	.00E+00	.00E+00	.00E+00	.00E+00	.00E+00	
pu239	.00E+00	.00E+00	.00E+00	.00E+00	.00E+00	.00E+00	.00E+00	.00E+00	.00E+00	.00E+00	.00E+00	
pu239	1.57E+03	1.18E+03	8.85E+02	7.67E+02	6.64E+02	5.75E+02	4.98E+02	4.31E+02	1.82E+02	1.03E+01	2.44E+00	
pu240	6.86E+01	2.38E+01	8.29E+00	4.89E+00	2.88E+00	1.70E+00	1.00E+00	5.91E-01	2.49E-02	6.43E-07	4.04E-09	
pu241	5.53E-05	2.45E-05	1.08E-05	7.20E-06	4.79E-06	3.18E-06	2.12E-06	1.41E-06	1.22E-07	3.50E-11	5.92E-13	
pu242	1.41E+02	1.38E+02	1.34E+02	1.34E+02	1.33E+02	1.32E+02	1.31E+02	1.29E+02	1.22E+02	1.02E+02	9.27E+01	
am241	1.73E-03	7.37E-04	3.26E-04	2.17E-04	1.44E-04	9.60E-05	6.39E-05	4.25E-05	3.67E-06	1.11E-09	1.79E-11	
am242m	.00E+00	.00E+00	.00E+00	.00E+00	.00E+00	.00E+00	.00E+00	.00E+00	.00E+00	.00E+00	.00E+00	
am243	2.80E+00	1.09E+00	4.27E-01	2.67E-01	1.67E-01	1.04E-01	6.50E-02	4.06E-02	2.42E-03	3.55E-07	1.57E-07	
basis =per B&W assembly, 0.409 mthm for grams												
	initial	35000. yr	45000. yr	50000. yr	55000. yr	60000. yr	65000. yr	70000. yr	100000. yr	200000. yr	250000. yr	
cm244	.00E+00	.00E+00	.00E+00	.00E+00	.00E+00	.00E+00	.00E+00	.00E+00	.00E+00	.00E+00	.00E+00	
cm245	3.32E-02	1.47E-02	6.50E-03	4.33E-03	2.88E-03	1.91E-03	1.27E-03	8.46E-04	7.33E-05	2.10E-08	3.56E-10	
cm246	5.44E-04	1.26E-04	2.92E-05	1.40E-05	6.74E-06	3.24E-06	1.56E-06	7.48E-07	9.22E-09	4.00E-15	2.90E-18	
total	4.47E+05	4.47E+05	4.47E+05	4.47E+05	4.47E+05	4.47E+05	4.47E+05	4.47E+05	4.47E+05	4.47E+05	4.47E+05	
0	nuclide radioactivity, curies											
	initial	35000. yr	45000. yr	50000. yr	55000. yr	60000. yr	65000. yr	70000. yr	100000. yr	200000. yr	250000. yr	
pb210	2.39E-01	3.23E-01	4.01E-01	4.39E-01	4.68E-01	4.98E-01	5.26E-01	5.52E-01	6.93E-01	8.15E-01	8.02E-01	
ra226	2.39E-01	3.23E-01	4.01E-01	4.39E-01	4.68E-01	4.98E-01	5.26E-01	5.53E-01	6.93E-01	8.16E-01	8.02E-01	
ra228	2.57E-07	3.69E-07	4.81E-07	5.39E-07	5.94E-07	6.51E-07	7.07E-07	7.64E-07	1.10E-06	2.23E-06	2.79E-06	
ac227	9.01E-03	1.18E-02	1.42E-02	1.53E-02	1.63E-02	1.72E-02	1.80E-02	1.88E-02	2.22E-02	2.60E-02	2.64E-02	
th229	3.71E-02	5.96E-02	8.21E-02	9.32E-02	1.04E-01	1.15E-01	1.25E-01	1.36E-01	1.92E-01	3.51E-01	3.79E-01	
th230	2.60E-01	3.44E-01	4.17E-01	4.51E-01	4.82E-01	5.11E-01	5.39E-01	5.64E-01	6.84E-01	8.10E-01	7.91E-01	
0	nuclide radioactivity, curies											
	initial	35000. yr	45000. yr	50000. yr	55000. yr	60000. yr	65000. yr	70000. yr	100000. yr	200000. yr	250000. yr	
th232	2.57E-07	3.69E-07	4.81E-07	5.39E-07	5.94E-07	6.51E-07	7.07E-07	7.64E-07	1.10E-06	2.23E-06	2.79E-06	
pa231	9.01E-03	1.18E-02	1.42E-02	1.53E-02	1.63E-02	1.72E-02	1.80E-02	1.88E-02	2.22E-02	2.60E-02	2.64E-02	
u233	6.20E-02	8.53E-02	1.08E-01	1.18E-01	1.29E-01	1.39E-01	1.49E-01	1.59E-01	2.13E-01	3.44E-01	3.89E-01	
u234	1.23E+00	1.20E+00	1.17E+00	1.16E+00	1.14E+00	1.13E+00	1.11E+00	1.10E+00	1.02E+00	8.07E-01	7.20E-01	
u235	2.33E-02	2.41E-02	2.47E-02	2.50E-02	2.52E-02	2.54E-02	2.55E-02	2.57E-02	2.62E-02	2.66E-02	2.66E-02	
u236	2.25E-01	2.28E-01	2.29E-01	2.29E-01	2.29E-01	2.29E-01	2.29E-01	2.29E-01	2.29E-01	2.28E-01	2.28E-01	
u238	1.45E-01	1.45E-01	1.45E-01	1.45E-01	1.45E-01	1.45E-01	1.45E-01	1.45E-01	1.43E-01	1.45E-01	1.45E-01	
np237	6.10E-01	6.08E-01	6.06E-01	6.05E-01	6.04E-01	6.03E-01	6.02E-01	6.01E-01	5.99E-01	5.76E-01	5.67E-01	
pu236	3.38E-07	3.18E-07	3.00E-07	2.91E-07	2.82E-07	2.74E-07	2.66E-07	2.58E-07	2.15E-07	1.18E-07	8.71E-08	
pu238	.00E+00	.00E+00	.00E+00	.00E+00	.00E+00	.00E+00	.00E+00	.00E+00	.00E+00	.00E+00	.00E+00	
pu239	.00E+00	.00E+00	.00E+00	.00E+00	.00E+00	.00E+00	.00E+00	.00E+00	.00E+00	.00E+00	.00E+00	
pu239	9.74E+01	7.32E+01	5.49E+01	4.78E+01	4.12E+01	3.57E+01	3.09E+01	2.68E+01	1.13E+01	6.38E-01	1.51E-01	
pu240	1.56E+01	5.41E+00	1.88E+00	1.11E+00	6.55E-01	3.86E-01	2.28E-01	1.34E-01	5.65E-03	1.46E-07	9.18E-10	
pu241	5.72E-03	2.53E-03	1.12E-03	7.44E-04	4.95E-04	3.29E-04	2.19E-04	1.46E-04	1.26E-05	3.62E-09	6.12E-11	
pu242	5.57E-01	5.47E-01	5.37E-01	5.32E-01	5.27E-01	5.22E-01	5.17E-01	5.12E-01	4.84E-01	4.02E-01	3.67E-01	
am241	5.95E-03	2.53E-03	1.12E-03	7.45E-04	4.95E-04	3.29E-04	2.19E-04	1.46E-04	1.26E-05	3.81E-09	6.12E-11	
am242m	.00E+00	.00E+00	.00E+00	.00E+00	.00E+00	.00E+00	.00E+00	.00E+00	.00E+00	.00E+00	.00E+00	
am243	5.59E-01	2.18E-01	8.52E-02	5.32E-02	3.33E-02	2.08E-02	1.30E-02	8.12E-03	4.83E-04	7.08E-08	3.14E-08	
0	nuclide radioactivity, curies											
	initial	35000. yr	45000. yr	50000. yr	55000. yr	60000. yr	65000. yr	70000. yr	100000. yr	200000. yr	250000. yr	
cm244	.00E+00	.00E+00	.00E+00	.00E+00	.00E+00	.00E+00	.00E+00	.00E+00	.00E+00	.00E+00	.00E+00	
cm245	5.71E-03	2.53E-03	1.12E-03	7.43E-04	4.94E-04	3.29E-04	2.19E-04	1.45E-04	1.26E-05	3.61E-09	6.11E-11	
cm246	1.68E-04	3.88E-05	8.96E-06	4.31E-06	2.07E-06	9.95E-07	4.78E-07	2.30E-07	2.83E-09	1.23E-15	8.90E-19	
total	1.21E+02	8.66E+01	6.55E+01	5.78E+01	5.13E+01	4.59E+01	4.13E+01	3.74E+01	2.36E+01	1.53E+01	1.48E+01	

		basis =per B&W assembly, 0.409 mthm for grams											
c 14	initial 35000.	yr 45000.	yr 50000.	yr 55000.	yr 60000.	yr 65000.	yr 70000.	yr100000.	yr200000.	yr250000.	yr 300000.	yr 350000.	yr 400000.
	6.17E-07	1.84E-07	5.49E-08	3.00E-08	1.64E-08	8.94E-09	4.88E-09	2.66E-09	7.07E-11	3.99E-16	9.27E-19		
		basis =per B&W assembly, 0.409 mthm for grams											
se 79	initial 35000.	yr 45000.	yr 50000.	yr 55000.	yr 60000.	yr 65000.	yr 70000.	yr100000.	yr200000.	yr250000.	yr 300000.	yr 350000.	yr 400000.
se 79m	2.26E+00	2.21E+00	2.16E+00	2.14E+00	2.12E+00	2.10E+00	2.07E+00	2.05E+00	1.99E+00	1.56E+00	1.41E+00		
	.00E+00	.00E+00	.00E+00	.00E+00	.00E+00	.00E+00	.00E+00	.00E+00	.00E+00	.00E+00	.00E+00	.00E+00	.00E+00
		basis =per B&W assembly, 0.409 mthm for grams											
rb 92m	initial 35000.	yr 45000.	yr 50000.	yr 55000.	yr 60000.	yr 65000.	yr 70000.	yr100000.	yr200000.	yr250000.	yr 300000.	yr 350000.	yr 400000.
	2.48E-03	2.47E-03	2.46E-03	2.45E-03	2.44E-03	2.43E-03	2.43E-03	2.43E-03	2.40E-03	2.29E-03	2.24E-03		
		basis =per B&W assembly, 0.409 mthm for grams											
rb 94	initial 35000.	yr 45000.	yr 50000.	yr 55000.	yr 60000.	yr 65000.	yr 70000.	yr100000.	yr200000.	yr250000.	yr 300000.	yr 350000.	yr 400000.
rb 94m	8.50E-05	6.04E-05	4.29E-05	3.62E-05	3.05E-05	2.57E-05	2.17E-05	1.83E-05	6.56E-06	2.16E-07	3.91E-08		
tc 99	.00E+00	.00E+00	.00E+00	.00E+00	.00E+00	.00E+00	.00E+00	.00E+00	.00E+00	.00E+00	.00E+00	.00E+00	.00E+00
tc 99m	3.52E+02	3.41E+02	3.30E+02	3.24E+02	3.19E+02	3.14E+02	3.09E+02	3.04E+02	2.75E+02	1.98E+02	1.68E+02		
	.00E+00	.00E+00	.00E+00	.00E+00	.00E+00	.00E+00	.00E+00	.00E+00	.00E+00	.00E+00	.00E+00	.00E+00	.00E+00
		basis =per B&W assembly, 0.409 mthm for grams											
pd107	initial 35000.	yr 45000.	yr 50000.	yr 55000.	yr 60000.	yr 65000.	yr 70000.	yr100000.	yr200000.	yr250000.	yr 300000.	yr 350000.	yr 400000.
pd107m	8.21E+01	8.20E+01	8.19E+01	8.19E+01	8.18E+01	8.18E+01	8.17E+01	8.17E+01	8.14E+01	8.06E+01	8.02E+01		
	.00E+00	.00E+00	.00E+00	.00E+00	.00E+00	.00E+00	.00E+00	.00E+00	.00E+00	.00E+00	.00E+00	.00E+00	.00E+00
		basis =per B&W assembly, 0.409 mthm for grams											
sn126	initial 35000.	yr 45000.	yr 50000.	yr 55000.	yr 60000.	yr 65000.	yr 70000.	yr100000.	yr200000.	yr250000.	yr 300000.	yr 350000.	yr 400000.
	6.66E+00	6.21E+00	5.80E+00	5.60E+00	5.41E+00	5.23E+00	5.05E+00	4.88E+00	3.98E+00	1.98E+00	1.40E+00		
		basis =per B&W assembly, 0.409 mthm for grams											
i129	initial 35000.	yr 45000.	yr 50000.	yr 55000.	yr 60000.	yr 65000.	yr 70000.	yr100000.	yr200000.	yr250000.	yr 300000.	yr 350000.	yr 400000.
	8.28E+01	8.27E+01	8.27E+01	8.27E+01	8.27E+01	8.26E+01	8.26E+01	8.26E+01	8.25E+01	8.21E+01	8.20E+01		
		basis =per B&W assembly, 0.409 mthm for grams											
cs135	initial 35000.	yr 45000.	yr 50000.	yr 55000.	yr 60000.	yr 65000.	yr 70000.	yr100000.	yr200000.	yr250000.	yr 300000.	yr 350000.	yr 400000.
cs135m	3.64E+02	3.63E+02	3.62E+02	3.61E+02	3.61E+02	3.60E+02	3.60E+02	3.59E+02	3.56E+02	3.45E+02	3.40E+02		
	.00E+00	.00E+00	.00E+00	.00E+00	.00E+00	.00E+00	.00E+00	.00E+00	.00E+00	.00E+00	.00E+00	.00E+00	.00E+00
		basis =per B&W assembly, 0.409 mthm for grams											
sm151	initial 35000.	yr 45000.	yr 50000.	yr 55000.	yr 60000.	yr 65000.	yr 70000.	yr100000.	yr200000.	yr250000.	yr 300000.	yr 350000.	yr 400000.
	.00E+00	.00E+00	.00E+00	.00E+00	.00E+00	.00E+00	.00E+00	.00E+00	.00E+00	.00E+00	.00E+00	.00E+00	.00E+00
		basis =per B&W assembly, 0.409 mthm for grams											
total	initial 35000.	yr 45000.	yr 50000.	yr 55000.	yr 60000.	yr 65000.	yr 70000.	yr100000.	yr200000.	yr250000.	yr 300000.	yr 350000.	yr 400000.
0	1.63E+04	1.63E+04	1.63E+04	1.63E+04	1.63E+04	1.63E+04	1.63E+04	1.63E+04	1.63E+04	1.63E+04	1.63E+04	1.63E+04	1.63E+04
		nuclide radioactivity, curies											
		basis =per B&W assembly, 0.409 mthm for grams											
c 14	initial 35000.	yr 45000.	yr 50000.	yr 55000.	yr 60000.	yr 65000.	yr 70000.	yr100000.	yr200000.	yr250000.	yr 300000.	yr 350000.	yr 400000.
0	2.75E-06	8.20E-07	2.45E-07	1.34E-07	7.30E-08	3.98E-08	2.18E-08	1.19E-08	3.15E-10	1.75E-15	4.13E-18		
		nuclide radioactivity, curies											
		basis =per B&W assembly, 0.409 mthm for grams											
se 79	initial 35000.	yr 45000.	yr 50000.	yr 55000.	yr 60000.	yr 65000.	yr 70000.	yr100000.	yr200000.	yr250000.	yr 300000.	yr 350000.	yr 400000.
se 79m	3.10E-02	3.09E-02	2.97E-02	2.94E-02	2.91E-02	2.88E-02	2.85E-02	2.82E-02	2.64E-02	2.14E-02	1.99E-02		
0	.00E+00	.00E+00	.00E+00	.00E+00	.00E+00	.00E+00	.00E+00	.00E+00	.00E+00	.00E+00	.00E+00	.00E+00	.00E+00
		nuclide radioactivity, curies											



		basis =per B&W assembly, 0.409 mthm for grams											
0		initial 35000.	yr 45000.	yr 50000.	yr 55000.	yr 60000.	yr 65000.	yr 70000.	yr100000.	yr200000.	yr250000.	yr	
		nuclide radioactivity, curies											
		basis =per B&W assembly, 0.409 mthm for grams											
rb 93m		initial 35000.	yr 45000.	yr 50000.	yr 55000.	yr 60000.	yr 65000.	yr 70000.	yr100000.	yr200000.	yr250000.	yr	
0		5.91E-01	5.88E-01	5.86E-01	5.84E-01	5.83E-01	5.82E-01	5.81E-01	5.79E-01	5.71E-01	5.46E-01	5.34E-01	
		nuclide radioactivity, curies											
		basis =per B&W assembly, 0.409 mthm for grams											
rb 94		initial 35000.	yr 45000.	yr 50000.	yr 55000.	yr 60000.	yr 65000.	yr 70000.	yr100000.	yr200000.	yr250000.	yr	
rb 94m		1.59E-05	1.13E-05	8.05E-06	6.79E-06	5.72E-06	4.82E-06	4.07E-06	3.43E-06	1.23E-06	4.05E-08	7.34E-09	
tc 99		.00E+00	.00E+00	.00E+00	.00E+00	.00E+00	.00E+00	.00E+00	.00E+00	.00E+00	.00E+00	.00E+00	
tc 99m		6.02E+00	5.83E+00	5.64E+00	5.55E+00	5.46E+00	5.37E+00	5.28E+00	5.19E+00	4.71E+00	3.39E+00	2.88E+00	
0		.00E+00	.00E+00	.00E+00	.00E+00	.00E+00	.00E+00	.00E+00	.00E+00	.00E+00	.00E+00	.00E+00	
		nuclide radioactivity, curies											
		basis =per B&W assembly, 0.409 mthm for grams											
0		initial 35000.	yr 45000.	yr 50000.	yr 55000.	yr 60000.	yr 65000.	yr 70000.	yr100000.	yr200000.	yr250000.	yr	
		nuclide radioactivity, curies											
		basis =per B&W assembly, 0.409 mthm for grams											
pd107		initial 35000.	yr 45000.	yr 50000.	yr 55000.	yr 60000.	yr 65000.	yr 70000.	yr100000.	yr200000.	yr250000.	yr	
pd107m		4.22E-02	4.22E-02	4.21E-02	4.21E-02	4.21E-02	4.21E-02	4.20E-02	4.20E-02	4.19E-02	4.14E-02	4.12E-02	
0		.00E+00	.00E+00	.00E+00	.00E+00	.00E+00	.00E+00	.00E+00	.00E+00	.00E+00	.00E+00	.00E+00	
		nuclide radioactivity, curies											
		basis =per B&W assembly, 0.409 mthm for grams											
0		initial 35000.	yr 45000.	yr 50000.	yr 55000.	yr 60000.	yr 65000.	yr 70000.	yr100000.	yr200000.	yr250000.	yr	
		nuclide radioactivity, curies											
		basis =per B&W assembly, 0.409 mthm for grams											
0		initial 35000.	yr 45000.	yr 50000.	yr 55000.	yr 60000.	yr 65000.	yr 70000.	yr100000.	yr200000.	yr250000.	yr	
		nuclide radioactivity, curies											
		basis =per B&W assembly, 0.409 mthm for grams											
sn126		initial 35000.	yr 45000.	yr 50000.	yr 55000.	yr 60000.	yr 65000.	yr 70000.	yr100000.	yr200000.	yr250000.	yr	
0		1.89E-01	1.76E-01	1.66E-01	1.59E-01	1.54E-01	1.48E-01	1.43E-01	1.38E-01	1.12E-01	5.62E-02	3.97E-02	
		nuclide radioactivity, curies											
		basis =per B&W assembly, 0.409 mthm for grams											
0		initial 35000.	yr 45000.	yr 50000.	yr 55000.	yr 60000.	yr 65000.	yr 70000.	yr100000.	yr200000.	yr250000.	yr	
		nuclide radioactivity, curies											
		basis =per B&W assembly, 0.409 mthm for grams											
i129		initial 35000.	yr 45000.	yr 50000.	yr 55000.	yr 60000.	yr 65000.	yr 70000.	yr100000.	yr200000.	yr250000.	yr	
0		1.46E-02	1.46E-02	1.46E-02	1.46E-02	1.46E-02	1.46E-02	1.46E-02	1.46E-02	1.46E-02	1.45E-02	1.45E-02	
		nuclide radioactivity, curies											
		basis =per B&W assembly, 0.409 mthm for grams											
cs135		initial 35000.	yr 45000.	yr 50000.	yr 55000.	yr 60000.	yr 65000.	yr 70000.	yr100000.	yr200000.	yr250000.	yr	
cs135m		4.19E-01	4.18E-01	4.17E-01	4.16E-01	4.15E-01	4.15E-01	4.14E-01	4.14E-01	4.10E-01	3.98E-01	3.92E-01	
0		.00E+00	.00E+00	.00E+00	.00E+00	.00E+00	.00E+00	.00E+00	.00E+00	.00E+00	.00E+00	.00E+00	
		nuclide radioactivity, curies											
		basis =per B&W assembly, 0.409 mthm for grams											
0		initial 35000.	yr 45000.	yr 50000.	yr 55000.	yr 60000.	yr 65000.	yr 70000.	yr100000.	yr200000.	yr250000.	yr	
		nuclide radioactivity, curies											
		basis =per B&W assembly, 0.409 mthm for grams											
0		initial 35000.	yr 45000.	yr 50000.	yr 55000.	yr 60000.	yr 65000.	yr 70000.	yr100000.	yr200000.	yr250000.	yr	
		nuclide radioactivity, curies											
		basis =per B&W assembly, 0.409 mthm for grams											
sm151		initial 35000.	yr 45000.	yr 50000.	yr 55000.	yr 60000.	yr 65000.	yr 70000.	yr100000.	yr200000.	yr250000.	yr	
0		.00E+00	.00E+00	.00E+00	.00E+00	.00E+00	.00E+00	.00E+00	.00E+00	.00E+00	.00E+00	.00E+00	
		nuclide radioactivity, curies											
		basis =per B&W assembly, 0.409 mthm for grams											
0		initial 35000.	yr 45000.	yr 50000.	yr 55000.	yr 60000.	yr 65000.	yr 70000.	yr100000.	yr200000.	yr250000.	yr	
		nuclide radioactivity, curies											
		basis =per B&W assembly, 0.409 mthm for grams											
total		initial 35000.	yr 45000.	yr 50000.	yr 55000.	yr 60000.	yr 65000.	yr 70000.	yr100000.	yr200000.	yr250000.	yr	
		8.12E+00	7.89E+00	7.67E+00	7.56E+00	7.45E+00	7.35E+00	7.25E+00	7.15E+00	6.58E+00	5.08E+00	4.50E+00	
		basis =per B&W assembly, 0.409 mthm for grams											
		initial300000. yr500000. yr999999. yr											
pb210		1.05E-02	9.95E-03	7.05E-03	3.20E-03								

ra226	8.11E-01	7.68E-01	5.44E-01	2.47E-01
ra228	1.02E-08	1.23E-08	2.05E-08	4.08E-08
ac227	3.65E-04	3.66E-04	3.67E-04	3.67E-04
th229	1.91E+00	2.10E+00	2.52E+00	2.40E+00
th230	3.83E+01	3.63E+01	2.60E+01	1.19E+01

basis =per B&W assembly, 0.409 mthm for grams

initial300000. yr500000. yr999999. yr				
th232	2.55E+01	3.06E+01	5.10E+01	1.02E+02
pa231	5.58E-01	5.61E-01	5.63E-01	5.62E-01
u233	4.03E+01	4.38E+01	5.08E+01	4.89E+01
u234	1.16E+02	1.04E+02	6.89E+01	3.44E+01
u235	1.23E+04	1.23E+04	1.23E+04	1.23E+04
u236	3.52E+03	3.52E+03	3.50E+03	3.45E+03
u238	4.30E+05	4.30E+05	4.30E+05	4.30E+05
np237	8.04E+02	7.91E+02	7.41E+02	6.31E+02
pl236	1.67E-10	1.23E-10	3.69E-11	1.81E-12
pl238	.00E+00	.00E+00	.00E+00	.00E+00
pl238	.00E+00	.00E+00	.00E+00	.00E+00
pl239	2.44E+00	5.79E-01	1.84E-03	4.84E-07
pl240	4.04E-09	9.07E-10	1.27E-09	1.72E-09
pl241	5.92E-13	1.00E-14	8.25E-22	.00E+00
pl242	9.27E+01	8.45E+01	5.83E+01	2.31E+01
am241	1.79E-11	3.02E-13	2.62E-20	5.09E-38
am242m	.00E+00	.00E+00	.00E+00	.00E+00
am243	1.57E-07	1.55E-07	1.54E-07	1.50E-07

basis =per B&W assembly, 0.409 mthm for grams

initial300000. yr500000. yr999999. yr				
cm244	.00E+00	.00E+00	.00E+00	.00E+00
cm245	3.56E-10	6.03E-12	4.98E-19	9.64E-37
cm246	2.90E-18	3.81E-20	1.72E-23	3.84E-32
total	4.47E+05	4.47E+05	4.47E+05	4.47E+05

0 nuclide radioactivity, curies

basis =per B&W assembly, 0.409 mthm for grams

initial300000. yr500000. yr999999. yr				
pb210	8.02E-01	7.60E-01	5.38E-01	2.44E-01
ra226	8.02E-01	7.60E-01	5.38E-01	2.45E-01
ra228	2.79E-06	3.36E-06	5.60E-06	1.11E-05
ac227	2.64E-02	2.65E-02	2.66E-02	2.66E-02
th229	3.79E-01	4.15E-01	4.99E-01	4.75E-01
th230	7.91E-01	7.49E-01	5.36E-01	2.44E-01

0 nuclide radioactivity, curies

basis =per B&W assembly, 0.409 mthm for grams

initial300000. yr500000. yr999999. yr				
th232	2.79E-06	3.36E-06	5.60E-06	1.11E-05
pa231	2.64E-02	2.65E-02	2.66E-02	2.66E-02
u233	3.89E-01	4.23E-01	4.89E-01	4.72E-01
u234	7.20E-01	6.44E-01	4.29E-01	2.14E-01
u235	2.66E-02	2.66E-02	2.66E-02	2.66E-02
u236	2.28E-01	2.28E-01	2.28E-01	2.23E-01
u238	1.45E-01	1.45E-01	1.45E-01	1.45E-01
np237	5.67E-01	5.58E-01	5.23E-01	4.45E-01
pl236	8.71E-08	6.44E-08	1.93E-08	9.47E-10
pl238	.00E+00	.00E+00	.00E+00	.00E+00
pl238	.00E+00	.00E+00	.00E+00	.00E+00
pl239	1.51E-01	3.60E-02	1.14E-04	3.01E-08
pl240	9.18E-10	2.06E-10	2.88E-10	3.92E-10
pl241	6.12E-11	1.04E-12	8.54E-20	.00E+00
pl242	3.67E-01	3.34E-01	2.31E-01	9.12E-02
am241	6.12E-11	1.04E-12	8.99E-20	.00E+00
am242m	.00E+00	.00E+00	.00E+00	.00E+00

	3.14E-08	3.09E-08	3.07E-08	3.00E-08	
0					nuclide radioactivity, curies
					basis =per B&W assembly, 0.409 mthm for grams
	initial300000.	yr500000.	yr999999.	yr	
cm244	.00E+00	.00E+00	.00E+00	.00E+00	
cm245	6.11E-11	1.04E-12	8.52E-20	.00E+00	
cm246	8.90E-19	1.17E-20	5.29E-24	2.28E-32	
total	1.48E+01	1.44E+01	1.25E+01	8.86E+00	
					basis =per B&W assembly, 0.409 mthm for grams
	initial300000.	yr500000.	yr999999.	yr	
c 14	9.27E-19	2.19E-21	6.77E-32	.00E+00	
					basis =per B&W assembly, 0.409 mthm for grams
	initial300000.	yr500000.	yr999999.	yr	
se 79	1.41E+00	1.27E+00	8.32E-01	2.91E-01	
se 79m	.00E+00	.00E+00	.00E+00	.00E+00	
					basis =per B&W assembly, 0.409 mthm for grams
	initial300000.	yr500000.	yr999999.	yr	
					basis =per B&W assembly, 0.409 mthm for grams
	initial300000.	yr500000.	yr999999.	yr	
rb 98m	2.24E-03	2.19E-03	2.00E-03	1.59E-03	
					basis =per B&W assembly, 0.409 mthm for grams
	initial300000.	yr500000.	yr999999.	yr	
rb 94	3.91E-08	7.10E-09	7.67E-12	2.95E-19	
rb 94m	.00E+00	.00E+00	.00E+00	.00E+00	
tc 99	1.68E+02	1.43E+02	7.40E+01	1.43E+01	
tc 99m	.00E+00	.00E+00	.00E+00	.00E+00	
					basis =per B&W assembly, 0.409 mthm for grams
	initial300000.	yr500000.	yr999999.	yr	
					basis =per B&W assembly, 0.409 mthm for grams
	initial300000.	yr500000.	yr999999.	yr	
pd107	8.02E+01	7.97E+01	7.80E+01	7.40E+01	
pd107m	.00E+00	.00E+00	.00E+00	.00E+00	
					basis =per B&W assembly, 0.409 mthm for grams
	initial300000.	yr500000.	yr999999.	yr	
					basis =per B&W assembly, 0.409 mthm for grams
	initial300000.	yr500000.	yr999999.	yr	
sm126	1.40E+00	9.90E-01	2.48E-01	7.74E-03	
					basis =per B&W assembly, 0.409 mthm for grams
	initial300000.	yr500000.	yr999999.	yr	
i129	8.20E+01	8.18E+01	8.11E+01	7.98E+01	
					basis =per B&W assembly, 0.409 mthm for grams
	initial300000.	yr500000.	yr999999.	yr	
cs135	3.40E+02	3.35E+02	3.15E+02	2.71E+02	
cs135m	.00E+00	.00E+00	.00E+00	.00E+00	
					basis =per B&W assembly, 0.409 mthm for grams
	initial300000.	yr500000.	yr999999.	yr	
					basis =per B&W assembly, 0.409 mthm for grams
	initial300000.	yr500000.	yr999999.	yr	
sm151	.00E+00	.00E+00	.00E+00	.00E+00	
					basis =per B&W assembly, 0.409 mthm for grams
	initial300000.	yr500000.	yr999999.	yr	
					basis =per B&W assembly, 0.409 mthm for grams
total	1.63E+04	1.63E+04	1.63E+04	1.63E+04	
0					nuclide radioactivity, curies
					basis =per B&W assembly, 0.409 mthm for grams

```

0      initial300000. yr500000. yr999999. yr
c 14  4.13E-18 9.75E-21 2.97E-31 .00E+00
      nuclide radioactivity, curies
      basis =per B&W assembly, 0.409 mthm for grams
0      initial300000. yr500000. yr999999. yr
se 79  1.92E-02 1.74E-02 1.14E-02 3.99E-03
se 79m .00E+00 .00E+00 .00E+00 .00E+00
      nuclide radioactivity, curies
      basis =per B&W assembly, 0.409 mthm for grams
0      initial300000. yr500000. yr999999. yr
      nuclide radioactivity, curies
      basis =per B&W assembly, 0.409 mthm for grams
0      initial300000. yr500000. yr999999. yr
rb 98m 5.34E-01 5.22E-01 4.77E-01 3.80E-01
      nuclide radioactivity, curies
      basis =per B&W assembly, 0.409 mthm for grams
0      initial300000. yr500000. yr999999. yr
rb 94  7.34E-09 1.33E-09 1.44E-12 5.53E-20
rb 94m .00E+00 .00E+00 .00E+00 .00E+00
tc 99  2.88E+00 2.44E+00 1.27E+00 2.45E-01
tc 99m .00E+00 .00E+00 .00E+00 .00E+00
      nuclide radioactivity, curies
      basis =per B&W assembly, 0.409 mthm for grams
0      initial300000. yr500000. yr999999. yr
      nuclide radioactivity, curies
      basis =per B&W assembly, 0.409 mthm for grams
0      initial300000. yr500000. yr999999. yr
pd107 4.12E-02 4.10E-02 4.01E-02 3.81E-02
pd107m .00E+00 .00E+00 .00E+00 .00E+00
      nuclide radioactivity, curies
      basis =per B&W assembly, 0.409 mthm for grams
0      initial300000. yr500000. yr999999. yr
      nuclide radioactivity, curies
      basis =per B&W assembly, 0.409 mthm for grams
0      initial300000. yr500000. yr999999. yr
      nuclide radioactivity, curies
      basis =per B&W assembly, 0.409 mthm for grams
0      initial300000. yr500000. yr999999. yr
sn126 3.97E-02 2.81E-02 7.03E-03 2.20E-04
      nuclide radioactivity, curies
      basis =per B&W assembly, 0.409 mthm for grams
0      initial300000. yr500000. yr999999. yr
i129  1.45E-02 1.44E-02 1.43E-02 1.40E-02
      nuclide radioactivity, curies
      basis =per B&W assembly, 0.409 mthm for grams
0      initial300000. yr500000. yr999999. yr
cs135 3.92E-01 3.86E-01 3.63E-01 3.12E-01
cs135m .00E+00 .00E+00 .00E+00 .00E+00
      nuclide radioactivity, curies
      basis =per B&W assembly, 0.409 mthm for grams
0      initial300000. yr500000. yr999999. yr
      nuclide radioactivity, curies
      basis =per B&W assembly, 0.409 mthm for grams
0      initial300000. yr500000. yr999999. yr
      nuclide radioactivity, curies
      basis =per B&W assembly, 0.409 mthm for grams
0      initial300000. yr500000. yr999999. yr
sm151 .00E+00 .00E+00 .00E+00 .00E+00
      nuclide radioactivity, curies
      basis =per B&W assembly, 0.409 mthm for grams

```

	initial300000. yr500000. yr999999. yr	
0		nuclide radioactivity, curies
		basis =per B&W assarby, 0.409 mthm for grams
total	4.50E+00 4.00E+00 2.66E+00 1.37E+00	